



US00D433330S

United States Patent [19] Hudson

[11] **Patent Number: Des. 433,330**

[45] **Date of Patent: ** Nov. 7, 2000**

[54] **CONTAINER**

[76] Inventor: **Charles Hudson**, Wyke Manor,
Persnore, Worcestershire WR10 3NZ,
United Kingdom

[**] Term: **14 Years**

[21] Appl. No.: **29/114,549**

[22] Filed: **Nov. 29, 1999**

[30] **Foreign Application Priority Data**

May 29, 1999 [GB] United Kingdom 2083818

[51] **LOC (7) Cl.** **09-03**

[52] **U.S. Cl.** **D9/431**

[58] **Field of Search** D9/414-418, 420,
D9/430-433, 499; D34/7; 229/104, 106,
112, 116.1, 400, 904, 938, 4.5; 206/806

[56] **References Cited**

U.S. PATENT DOCUMENTS

D. 232,214 7/1974 Biderman D34/7
235,314 6/1975 Cramphorn D9/431
D. 303,925 10/1989 Mileos D9/431

D. 306,975 4/1990 Brondyke et al. D9/431
359,435 3/1887 Elliott 229/4.5
1,729,213 9/1929 Ford 229/112
2,964,227 12/1960 Goldsholl 229/4.5
3,765,594 10/1973 Cramphorn 229/106
3,929,222 12/1975 Smith et al. 206/806
5,129,521 7/1992 Irigoite et al. 229/938

Primary Examiner—James Gandy
Assistant Examiner—Carol Rademaker
Attorney, Agent, or Firm—Young & Thompson

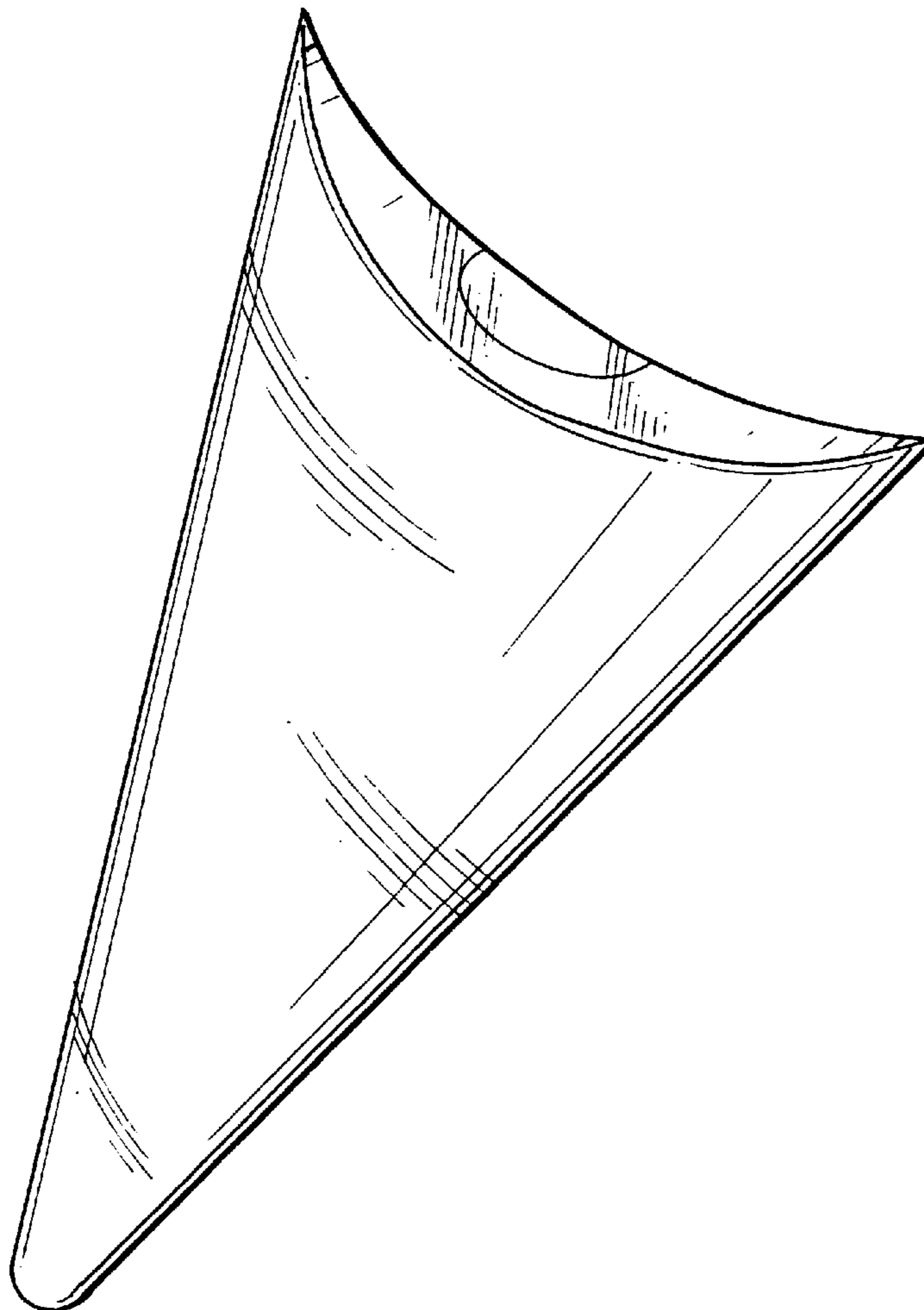
[57] **CLAIM**

The ornamental design for a container, as shown and described.

DESCRIPTION

FIG. 1 is an elevational view of a container, showing my new design;
FIG. 2 is a top plan view thereof;
FIG. 3 is a side elevational view thereof from the left of FIG. 1, the side elevational view from the right of FIG. 1 being identical thereto; and,
FIG. 4 is a perspective view of thereof.

1 Claim, 2 Drawing Sheets



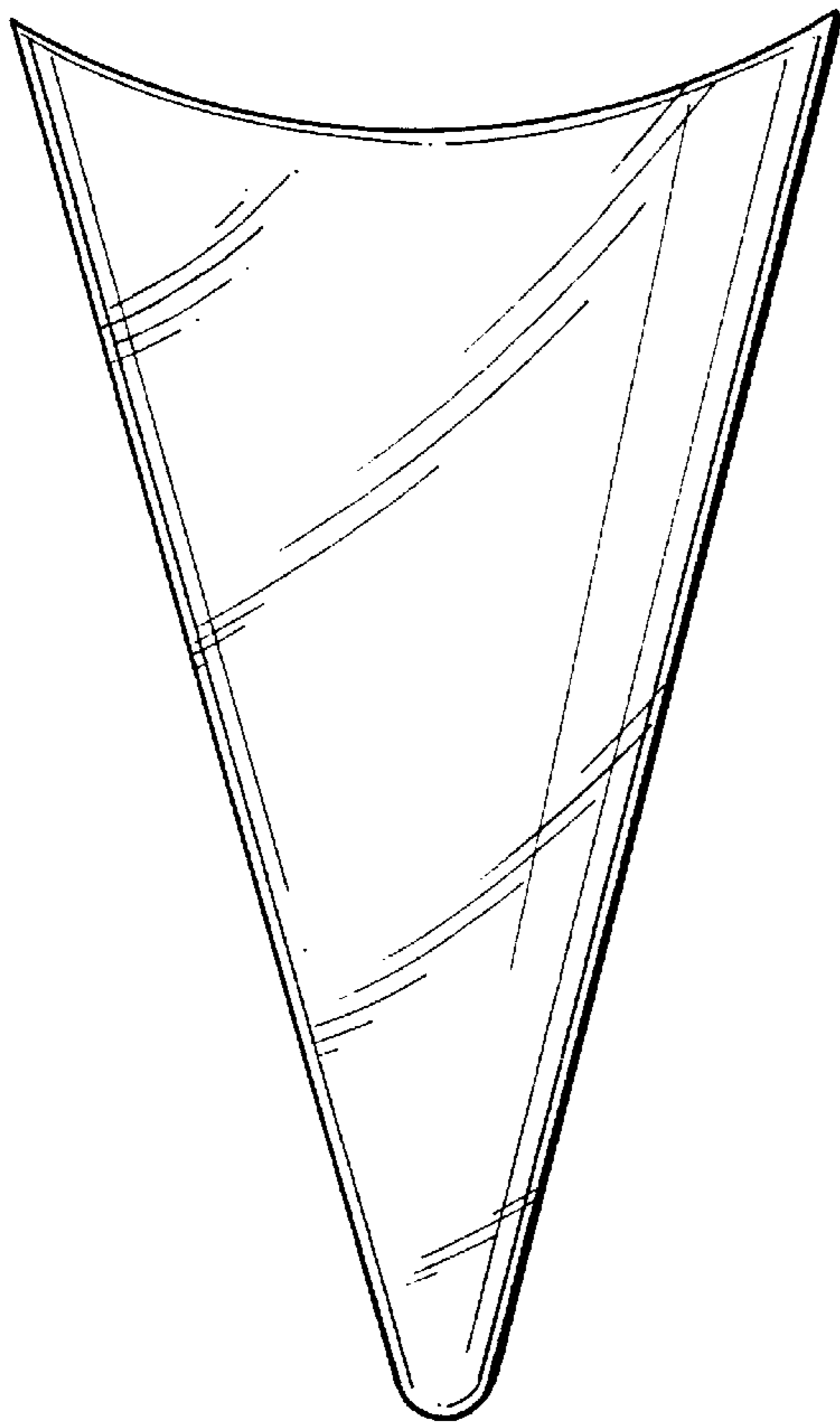


FIG. 1

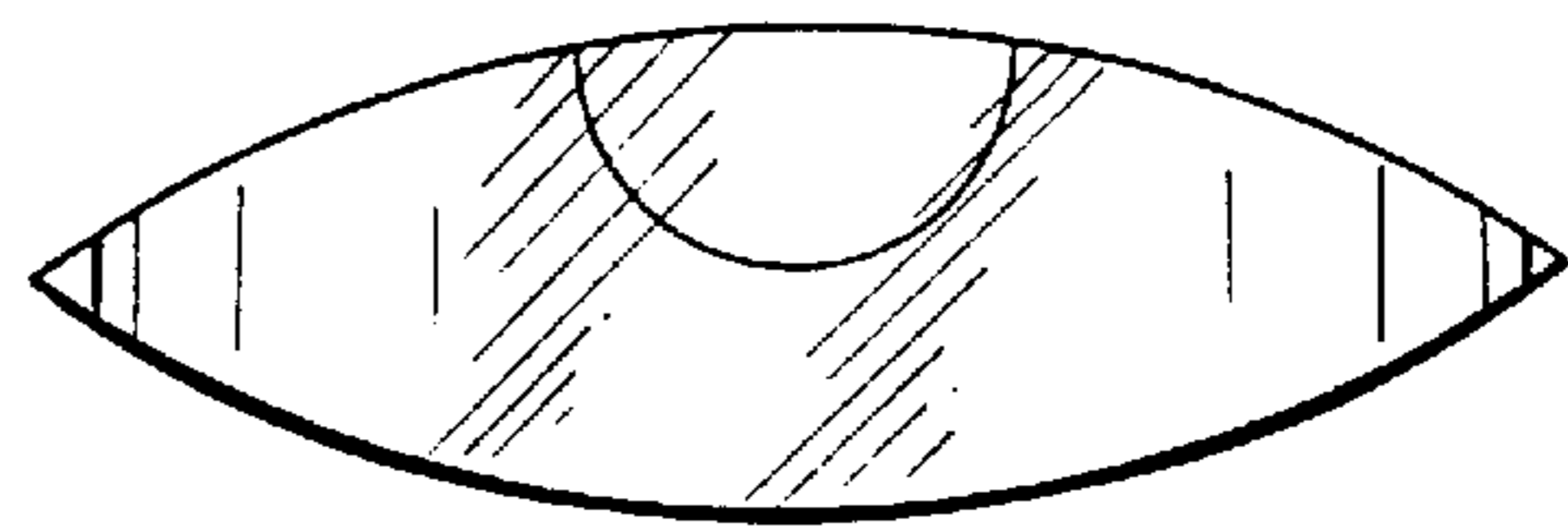


FIG. 2

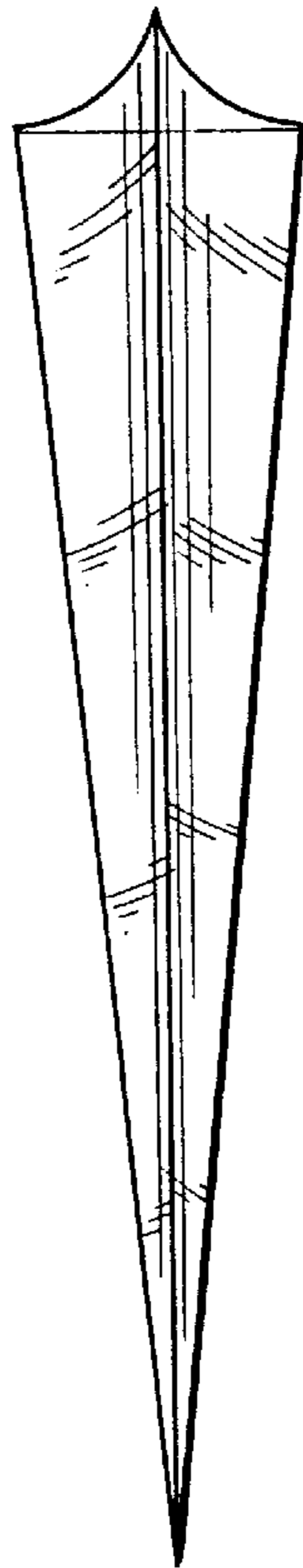


FIG. 3

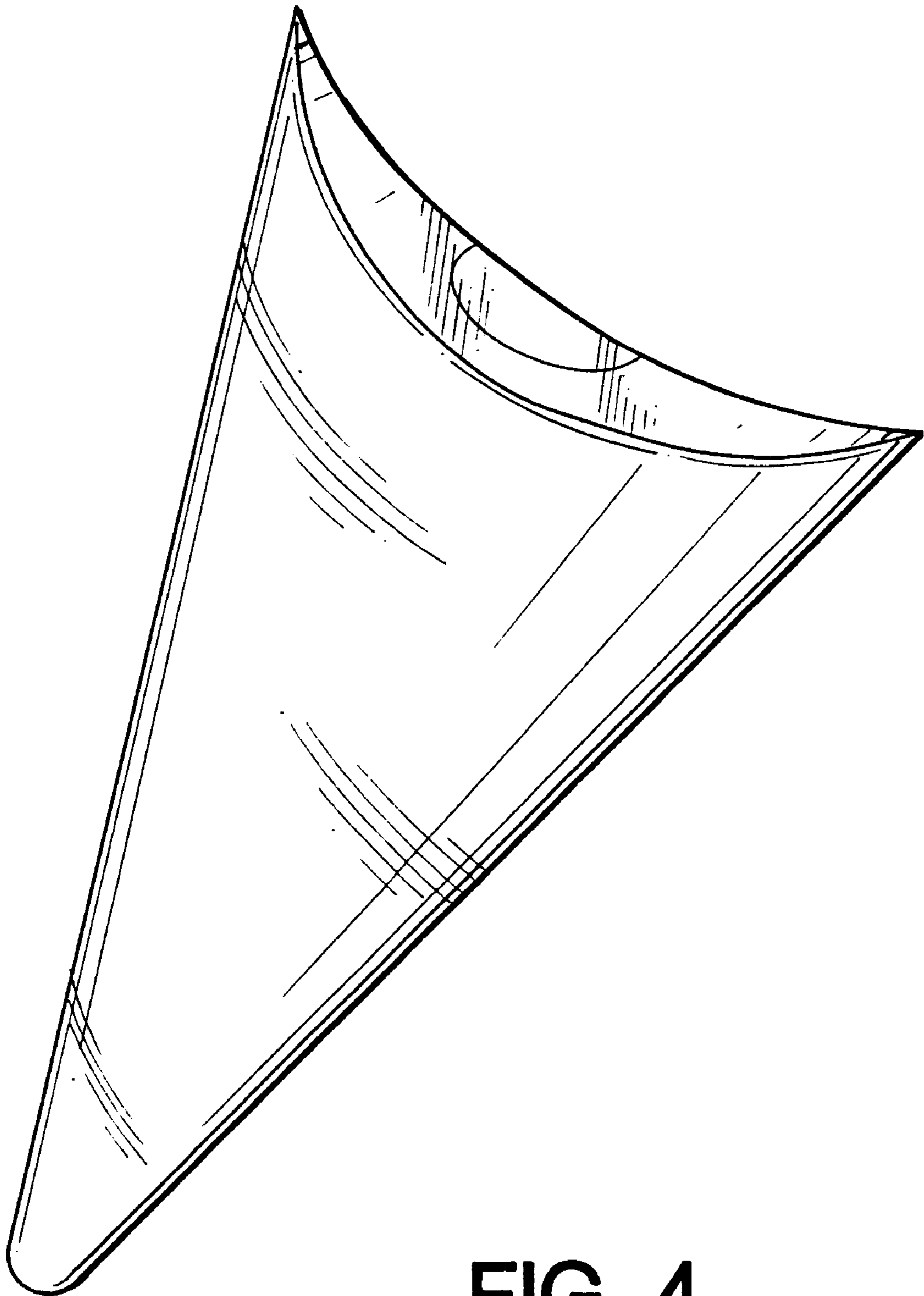


FIG. 4