



US00D433320S

# United States Patent [19]

[11] **Patent Number: Des. 433,320**

**Ware et al.**

[45] **Date of Patent: \*\* Nov. 7, 2000**

[54] **FURNITURE PAD**

[57] **CLAIM**

[76] Inventors: **Anthony L Ware; Delaney L Ware**,  
both of 2606 Gibbons Ave., Baltimore,  
Md. 21214

The ornamental design for a furniture pad, as shown and described.

[\*\*] Term: **14 Years**

### DESCRIPTION

[21] Appl. No.: **29/113,006**

FIG. 1 is a front elevational view of the furniture pad of the present invention;

[22] Filed: **Oct. 28, 1999**

FIG. 2 is a rear elevational view of the furniture pad of FIG. 1;

[51] **LOC (7) Cl.** ..... **08-09**

[52] **U.S. Cl.** ..... **D8/402**

FIG. 3 is a left side elevational view of the furniture pad of FIG. 1; the right view being a mirror image thereof;

[58] **Field of Search** ..... D8/400, 402; 16/86 A,  
16/86 R, 86 B, 82; 248/345.1

FIG. 4 is a top plan view of the furniture pad of FIG. 1;

### [56] **References Cited**

#### U.S. PATENT DOCUMENTS

D. 419,862	2/2000	Berger	.....	D8/402
5,603,141	2/1997	Gledhill	.....	16/86 A
5,842,674	12/1998	Freeman	.....	248/345.1

FIG. 5 is a bottom plan view of the furniture pad of FIG. 1; and,

#### OTHER PUBLICATIONS


Bumpou Protective Products, Item SJ-5312, Jan. 1995.


FIG. 6 is a top, front, right side perspective view of the furniture pad of FIG. 1.

The broken lines showing of a chair in FIG. 6 is for illustrative purposes only and form no part of the claimed design.


*Primary Examiner*—Susan J. Lucas  
*Assistant Examiner*—Jennifer Rivard

**1 Claim, 2 Drawing Sheets**

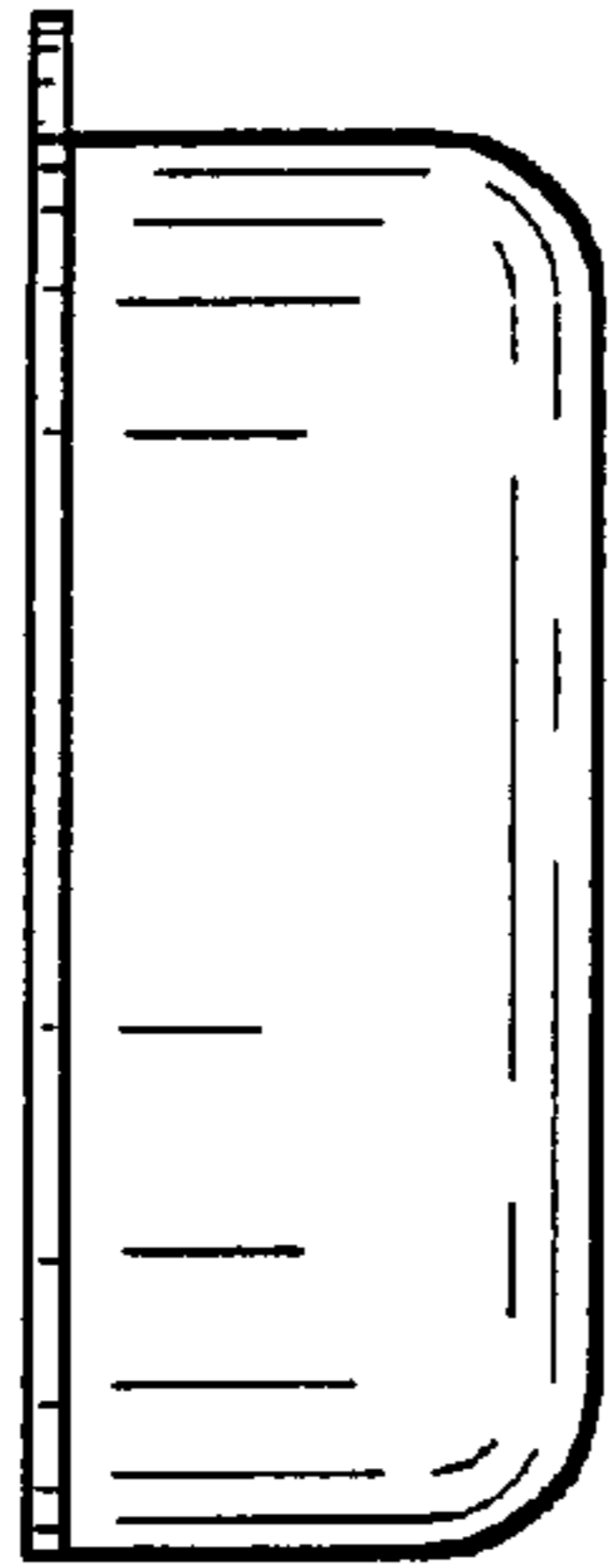




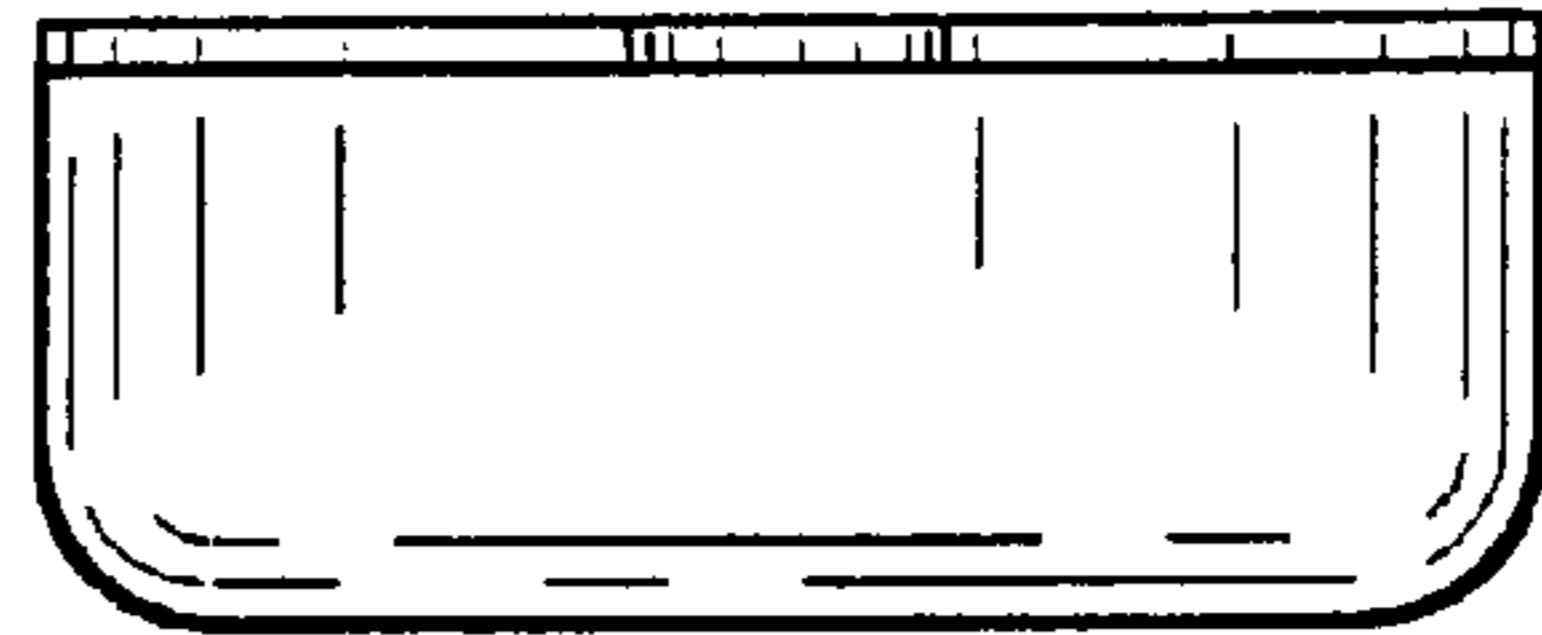
*Fig. 1*




*Fig. 2*



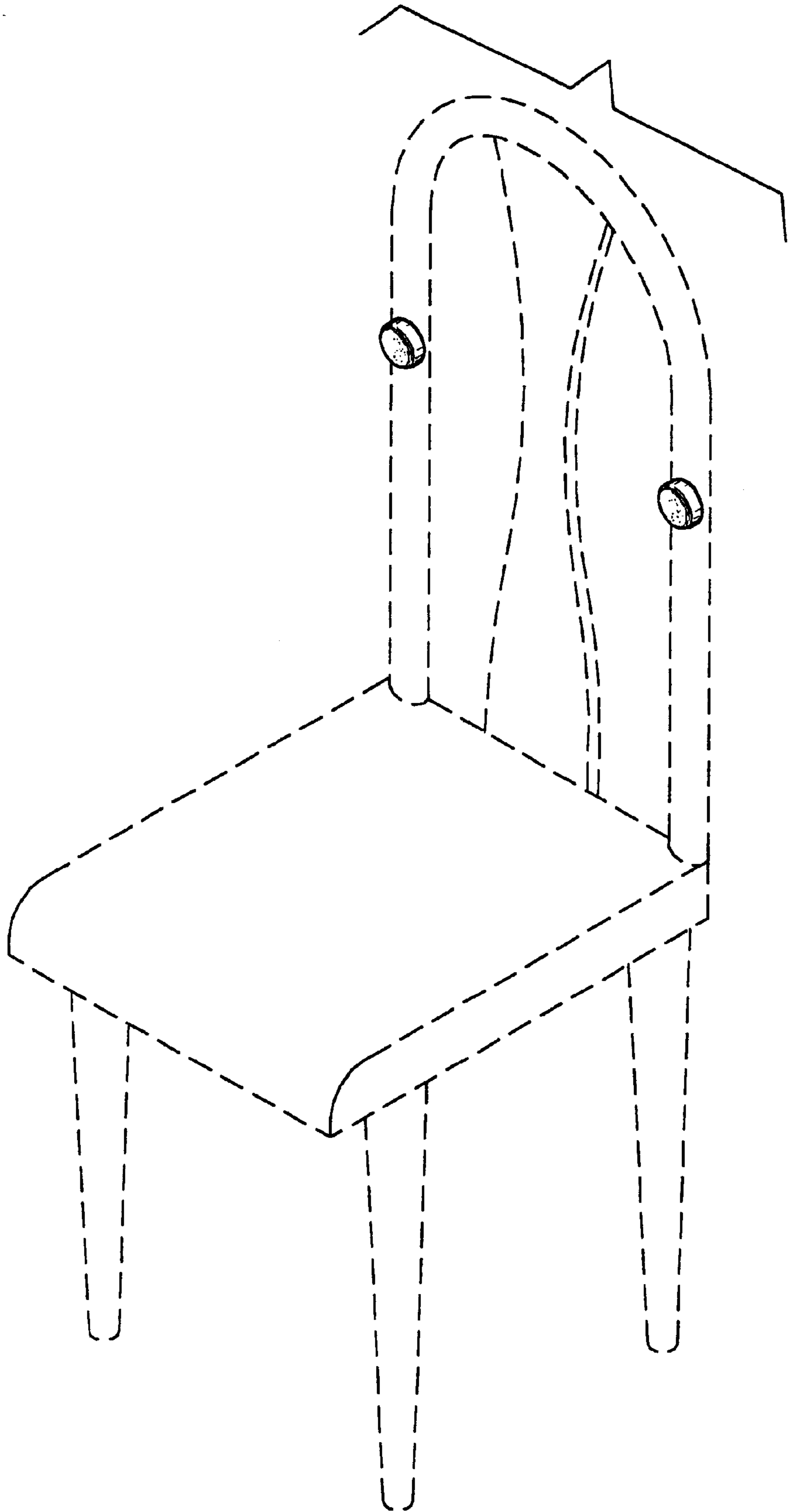
*Fig. 3*



*Fig. 4*



*Fig. 5*



*Fig. 6*