



US00D433312S

United States Patent [19] Luquire

[11] Patent Number: Des. 433,312

[45] Date of Patent: ** Nov. 7, 2000

[54] SHACKLE FOR A PADLOCK

[76] Inventor: **L. Hanson Luquire**, 1742 Radcliffe Rd., Montgomery, Ala. 36106

[**] Term: **14 Years**

[21] Appl. No.: **29/105,469**

[22] Filed: **May 26, 1999**

[51] LOC (7) Cl. **08-07**

[52] U.S. Cl. **D8/333**

[58] Field of Search D8/333, 334, 343; 70/14, 18, 24, 25, 26, 27, 29, 31, 35, 38 A, 38 B, 38 C, 38 R, 39, 40, 53, 233

1,507,213 9/1924 Singer et al. .
 1,542,016 6/1925 Stull .
 1,550,128 8/1925 Verwer .
 4,823,568 4/1989 Rogers et al. .
 5,433,092 7/1995 Kuo .
 5,463,798 11/1995 Wurzer .
 5,901,586 5/1999 Hale 70/18
 5,921,115 7/1999 Winner 70/18

[56] **References Cited**

U.S. PATENT DOCUMENTS

93,501 8/1869 Treat .
 177,814 5/1876 Delkescamp 70/18
 226,069 3/1880 Hathaway .
 228,371 6/1880 McDonald et al. 70/27
 D. 389,032 1/1998 Lu D8/333
 D. 392,540 3/1998 McDaid D8/333
 D. 398,830 9/1998 Winner D8/333
 410,027 8/1889 Rueckert 70/18
 903,680 11/1908 Cowie .
 1,092,031 3/1914 En Earl .
 1,257,013 2/1918 Nielsen .

Primary Examiner—Susan J. Lucas
Assistant Examiner—Jennifer Rivard
Attorney, Agent, or Firm—Dean W. Russell; Kilpatrick Stockton LLP

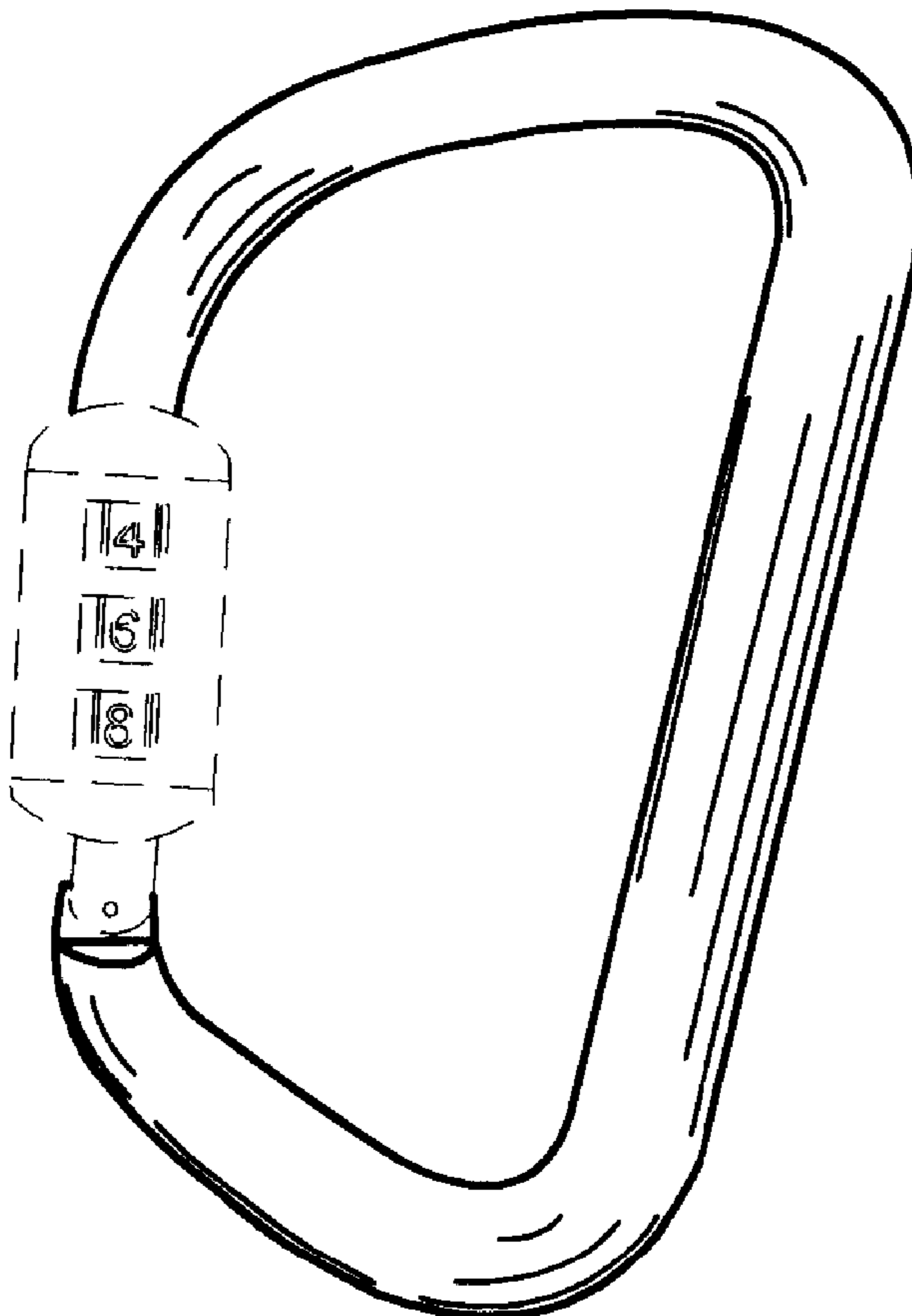
[57] **CLAIM**

The ornamental design for a shackle for a padlock, as shown and described.

DESCRIPTION

FIG. 1 is a top plan view of a shackle for a padlock; the bottom plan view being a mirror image thereof.
 FIG. 2 is a left side perspective view of the shackle of FIG. 1.
 FIG. 3 is a bottom, rear perspective view of the shackle of FIG. 1.
 The broken lines are shown for illustrative purposes only and form no part of the claimed design.

1 Claim, 1 Drawing Sheet



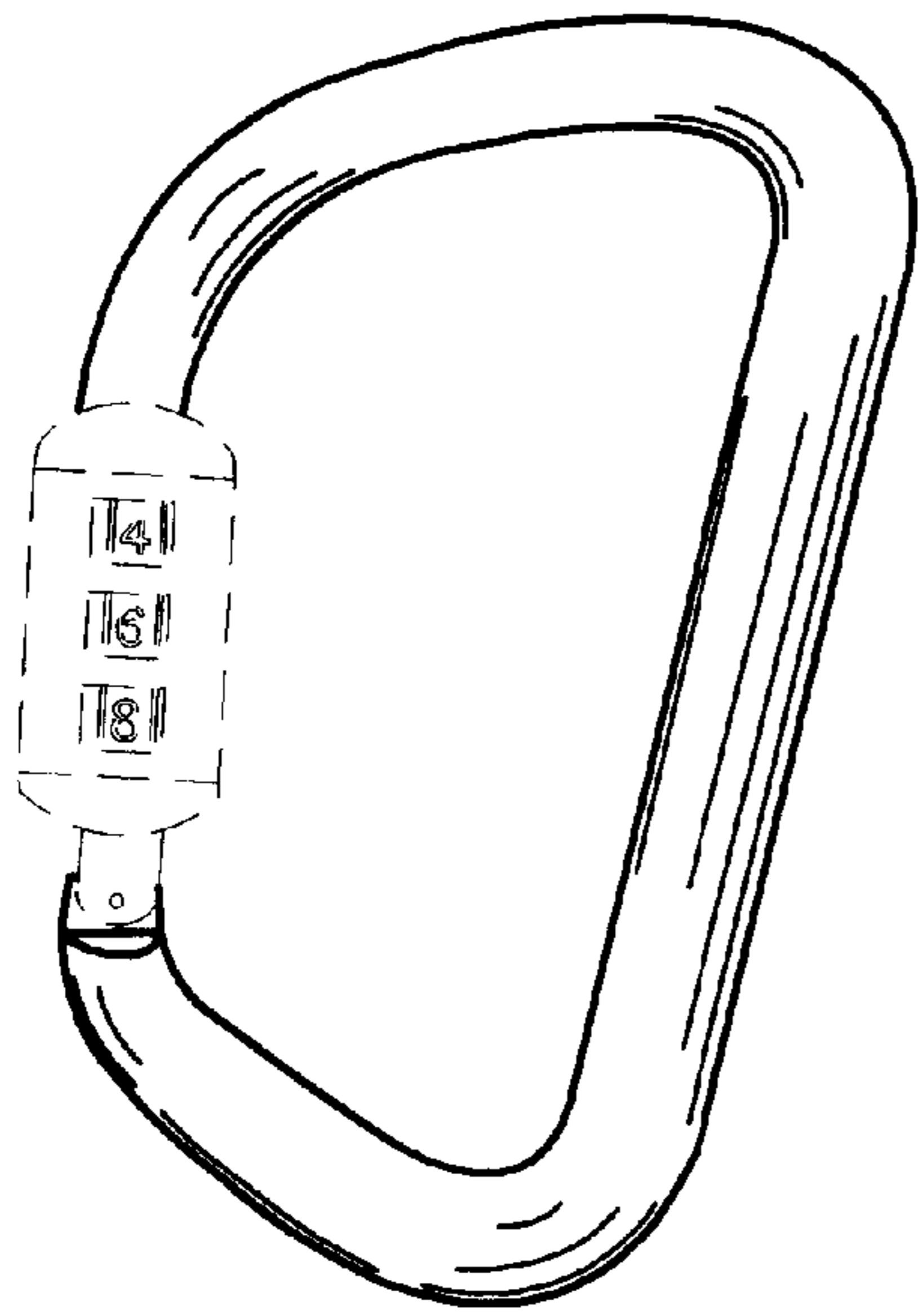


Fig. 1

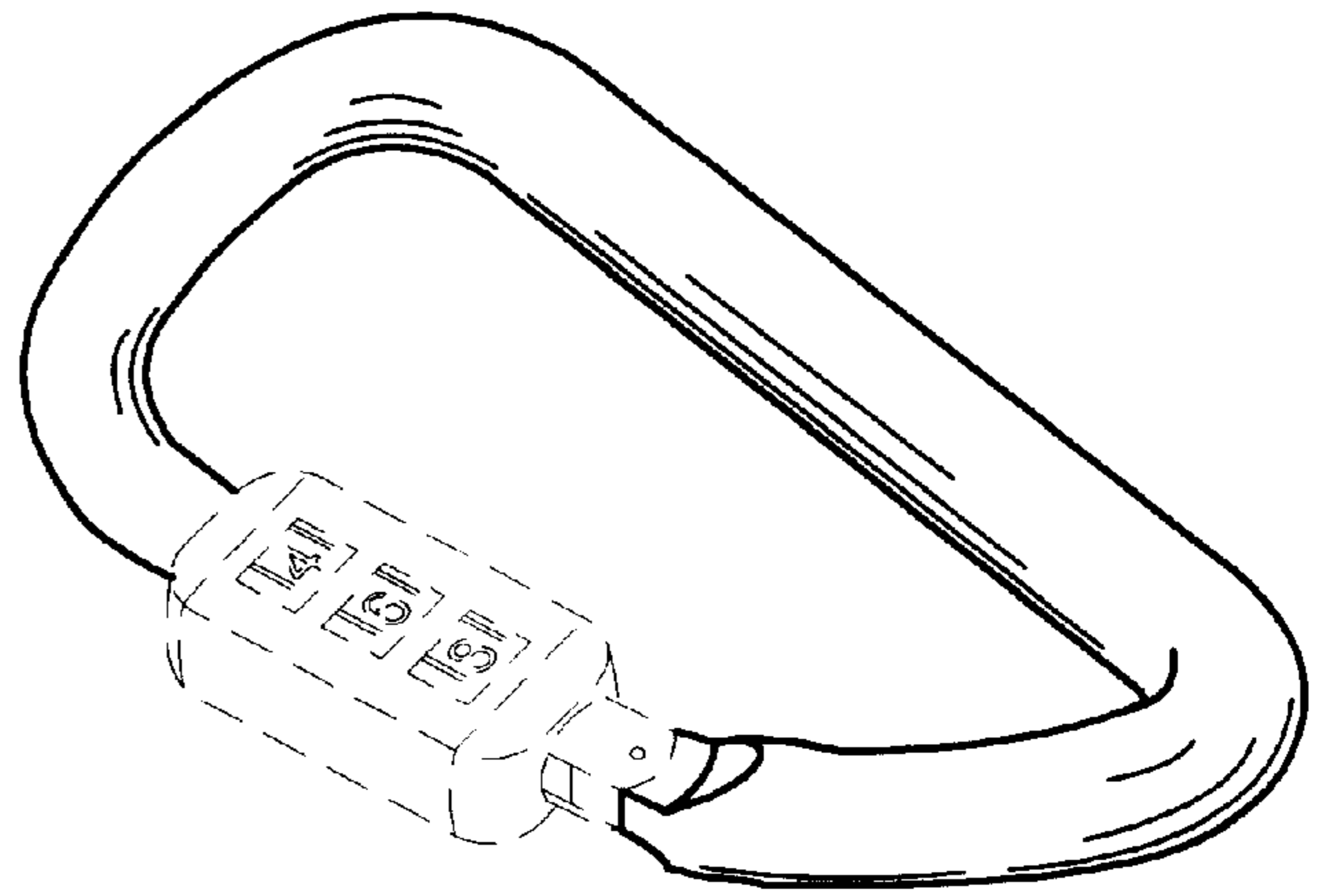


Fig. 2

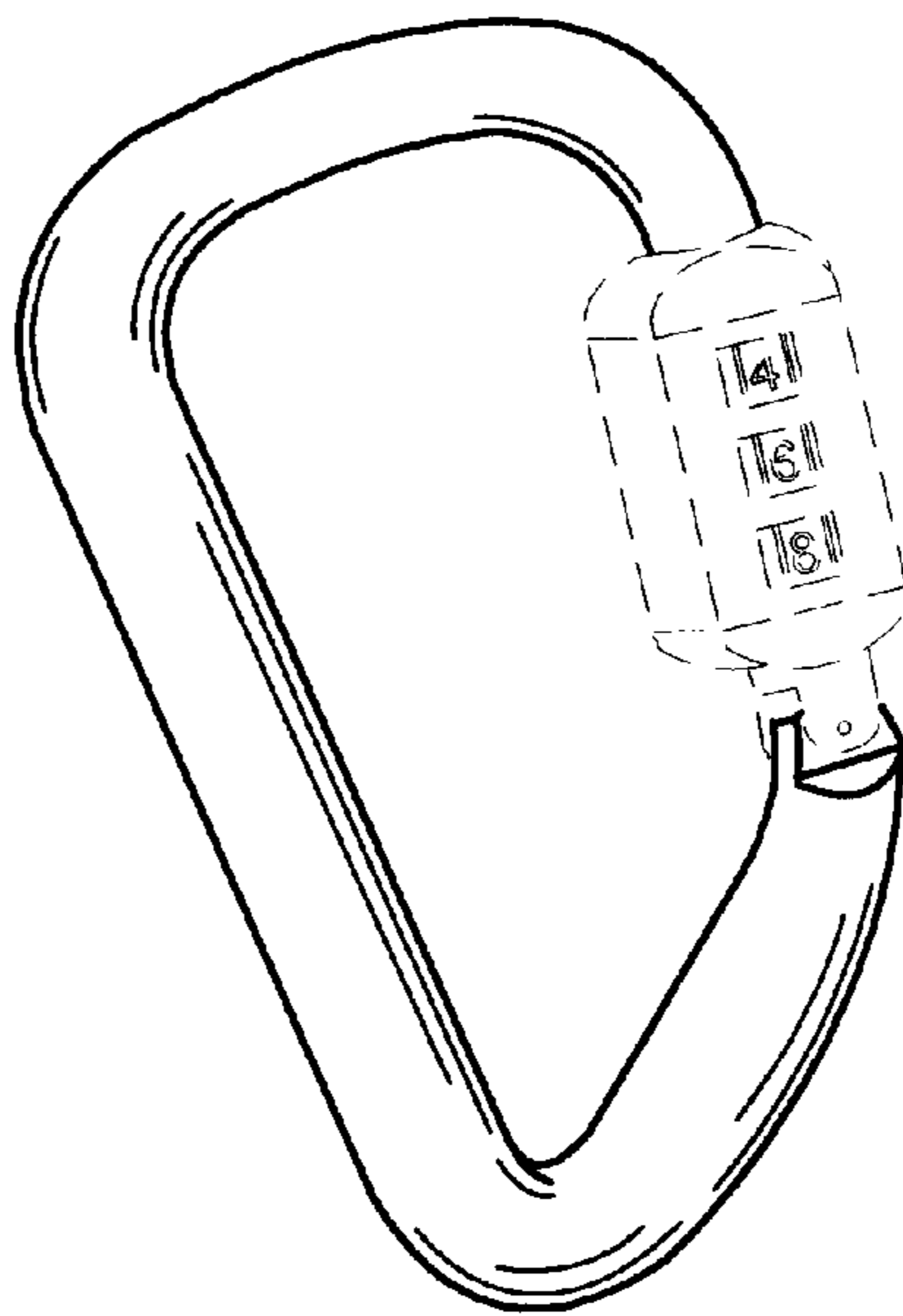


Fig. 3