



US00D433311S

# United States Patent [19] Luquire

[11] Patent Number: Des. 433,311

[45] Date of Patent: \*\* Nov. 7, 2000

[54] SHACKLE FOR A PADLOCK

[76] Inventor: **L. Hanson Luquire**, 1742 Radcliffe Rd., Montgomery, Ala. 36106

[\*\*] Term: **14 Years**

[21] Appl. No.: **29/105,468**

[22] Filed: **May 26, 1999**

[51] LOC (7) Cl. .... **08-07**

[52] U.S. Cl. .... **D8/333**

[58] Field of Search ..... D8/333, 343, 334; 70/14, 18, 24, 25, 26, 27, 29, 31, 35, 38 A, 38 B, 38 C, 38 R, 39, 40, 53, 233

1,507,213 9/1924 Singer et al. .  
 1,542,016 6/1925 Stull .  
 1,550,128 8/1925 Verwer .  
 4,823,568 4/1989 Rogers et al. .  
 5,433,092 7/1995 Kuo .  
 5,463,798 11/1995 Wurzer .  
 5,901,586 5/1999 Hale ..... 70/18  
 5,921,115 7/1999 Winner ..... 70/18

*Primary Examiner*—Susan J. Lucas  
*Assistant Examiner*—Jennifer Rivard  
*Attorney, Agent, or Firm*—Dean W. Russell; Kilpatrick Stockton LLP

### [57] CLAIM

The ornamental design for a shackle for a padlock, as shown and described.

### DESCRIPTION

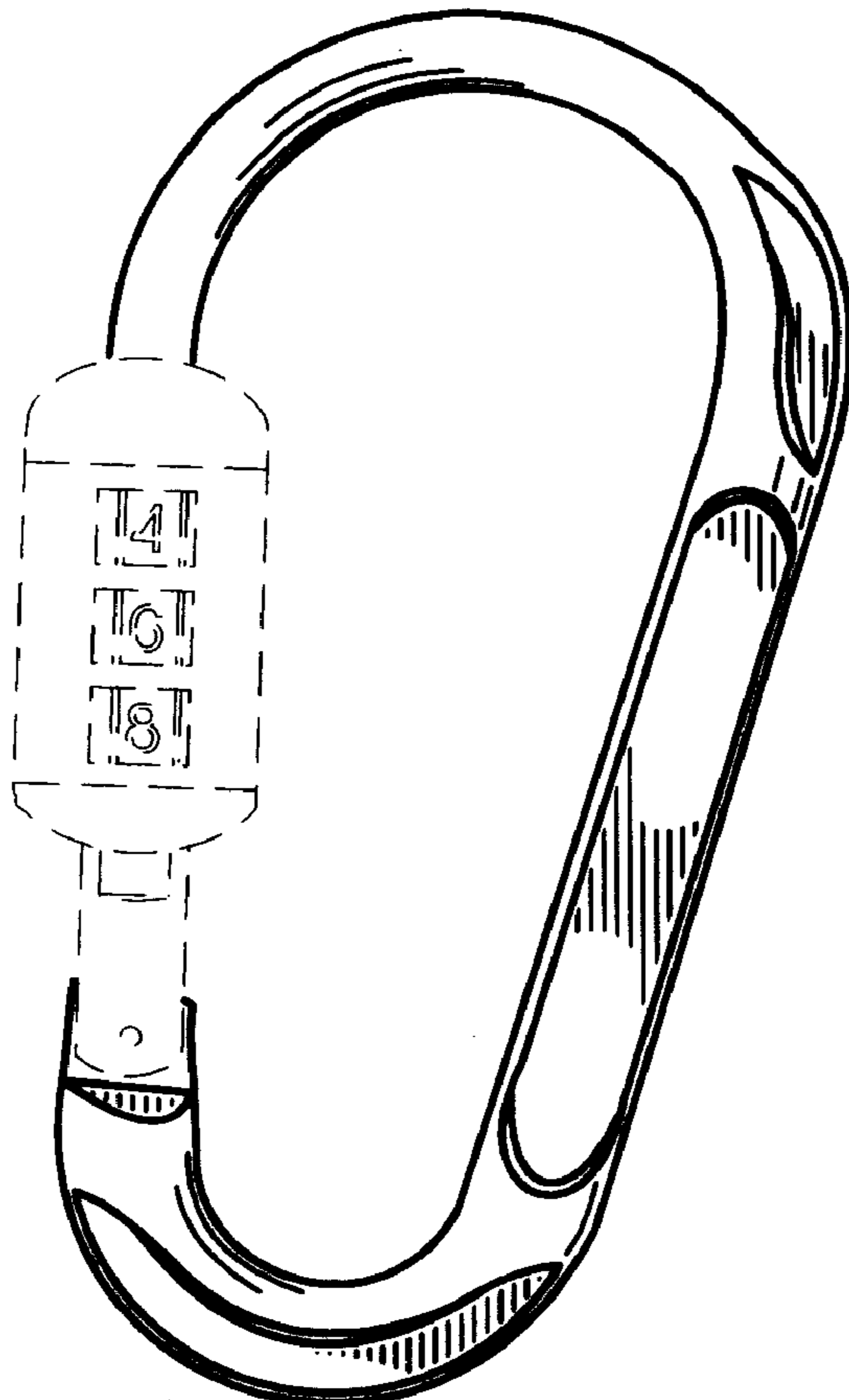
FIG. 1 is a top plan view of a shackle for a padlock; the bottom plan view being a mirror image thereof.  
 FIG. 2 is a rear perspective view of the shackle of FIG. 1.  
 FIG. 3 is a side perspective view of the shackle of FIG. 1; and,  
 FIG. 4 is a bottom, front perspective view of the shackle of FIG. 1.  
 The broken lines are shown for illustrative purposes only and form no part of the claimed design.

1 Claim, 2 Drawing Sheets

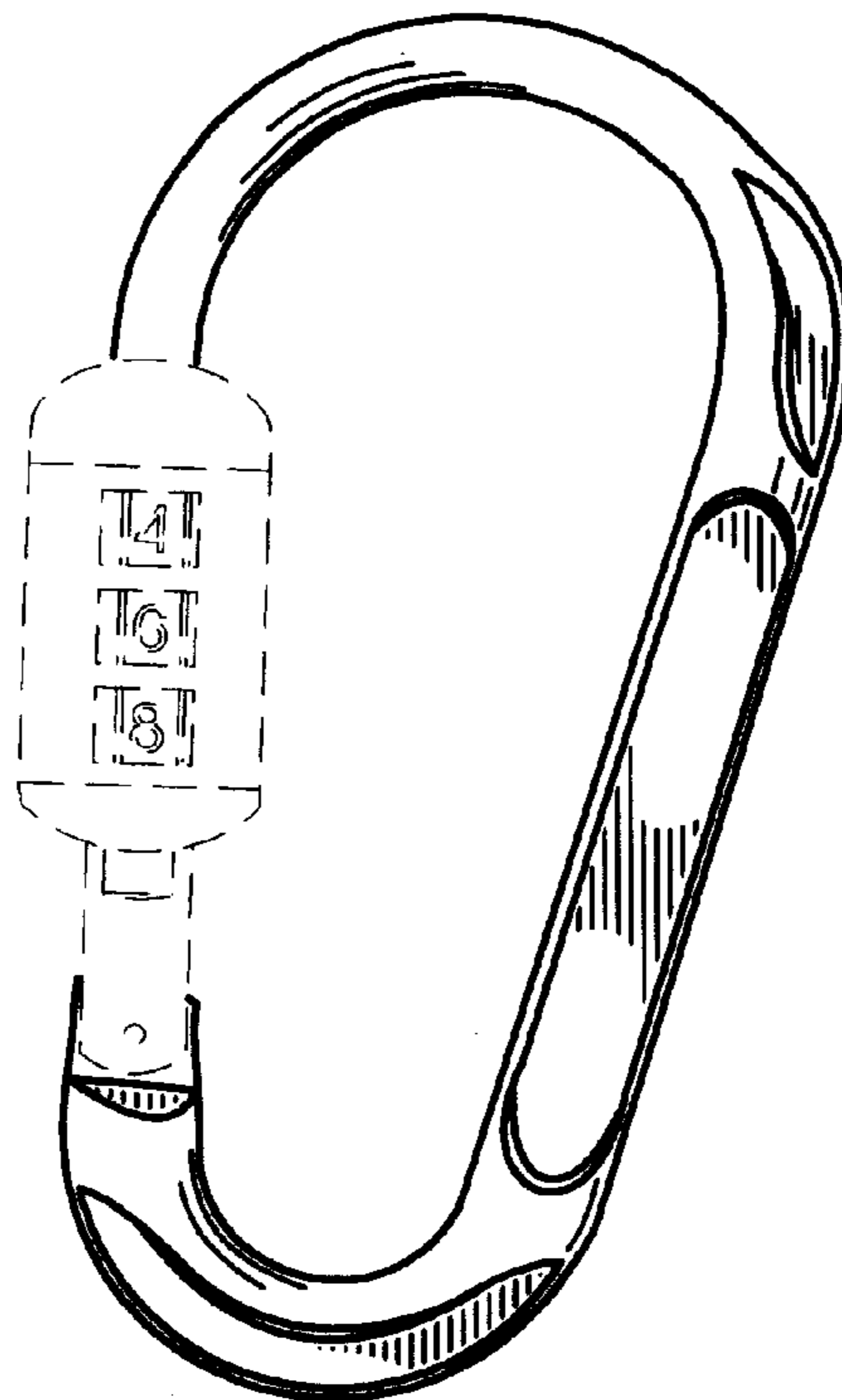
[56] **References Cited**

U.S. PATENT DOCUMENTS

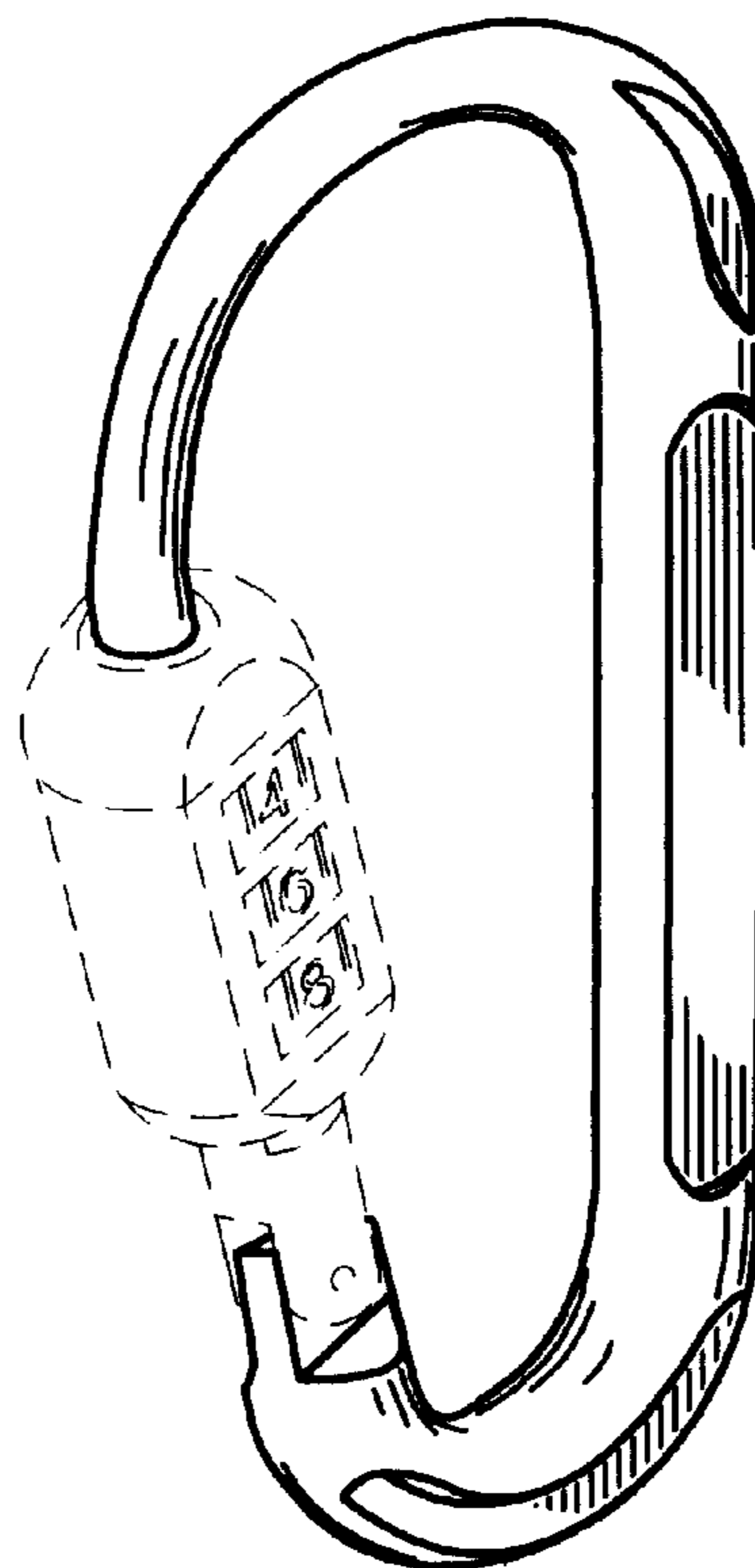
93,501	8/1869	Treat .	
177,814	5/1876	Delkescamp .....	70/18
226,069	3/1880	Hathaway .	
228,371	6/1880	McDonald et al. ....	70/27
D. 389,032	1/1998	Lu .....	D8/333
D. 392,540	3/1998	McDaid .....	D8/333
D. 398,830	9/1998	Winner .....	D8/333
410,027	8/1889	Rueckert .....	70/18
903,680	11/1908	Cowie .	
1,092,031	3/1914	En Earl .	
1,257,013	2/1918	Nielsen .	

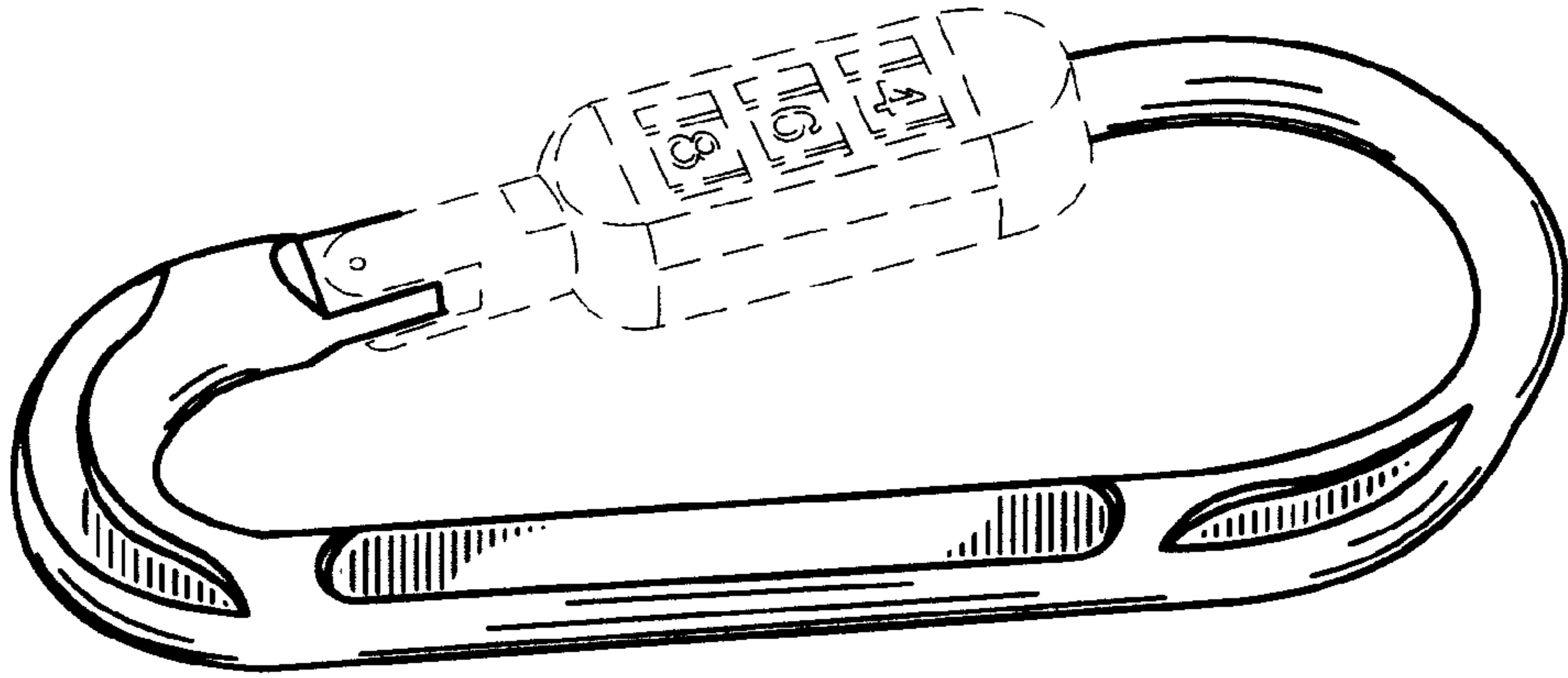


**Fig. 1**

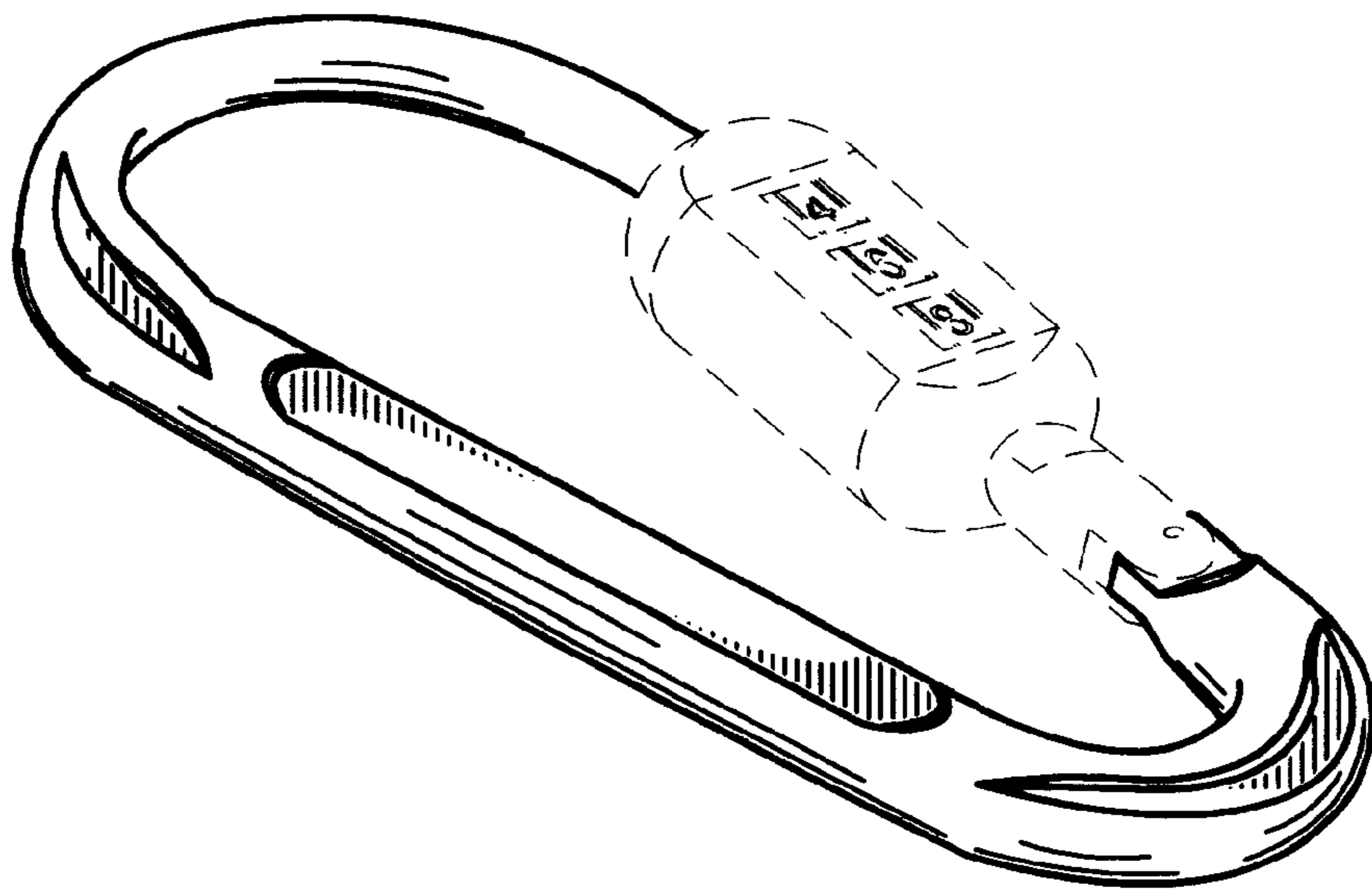


**Fig. 2**





**Fig. 3**



**Fig. 4**