



US00D433295S

United States Patent [19] Houpe

[11] **Patent Number: Des. 433,295**

[45] **Date of Patent: ** Nov. 7, 2000**

[54] **DOUBLE DUTY LINEMAN'S SOCKET**

[76] Inventor: **F. Kent Houpe**, 164 Beech Brook La.,
Statesville, N.C. 28625

[**] Term: **14 Years**

[21] Appl. No.: **29/103,774**

[22] Filed: **Apr. 21, 1999**

[51] **LOC (7) Cl.** **08-05**

[52] **U.S. Cl.** **D8/29**

[58] **Field of Search** D8/21-29; 81/121.1,
81/124.3, 124.6, 124.4, 186, 125.1

[56] **References Cited**

U.S. PATENT DOCUMENTS

D. 223,697	5/1972	Finley	D8/21
D. 356,016	3/1995	Jewell	D8/21
639,243	12/1899	Jaeger	81/124.4
838,109	12/1906	Hanes et al.	81/124.4
1,360,121	11/1920	Lawrence	81/124.4

2,341,375	2/1944	Hambleton	81/124.4
2,961,905	11/1960	Stumpf	81/124.6
3,495,485	2/1970	Knudsen et al.	81/124.6
4,004,476	1/1977	Devron	D8/29
4,048,875	9/1977	Heinen et al.	81/124.6
5,617,624	4/1997	Walker	81/121.1
5,813,296	9/1998	Hoff et al.	81/124.4

Primary Examiner—Raphael Barkai

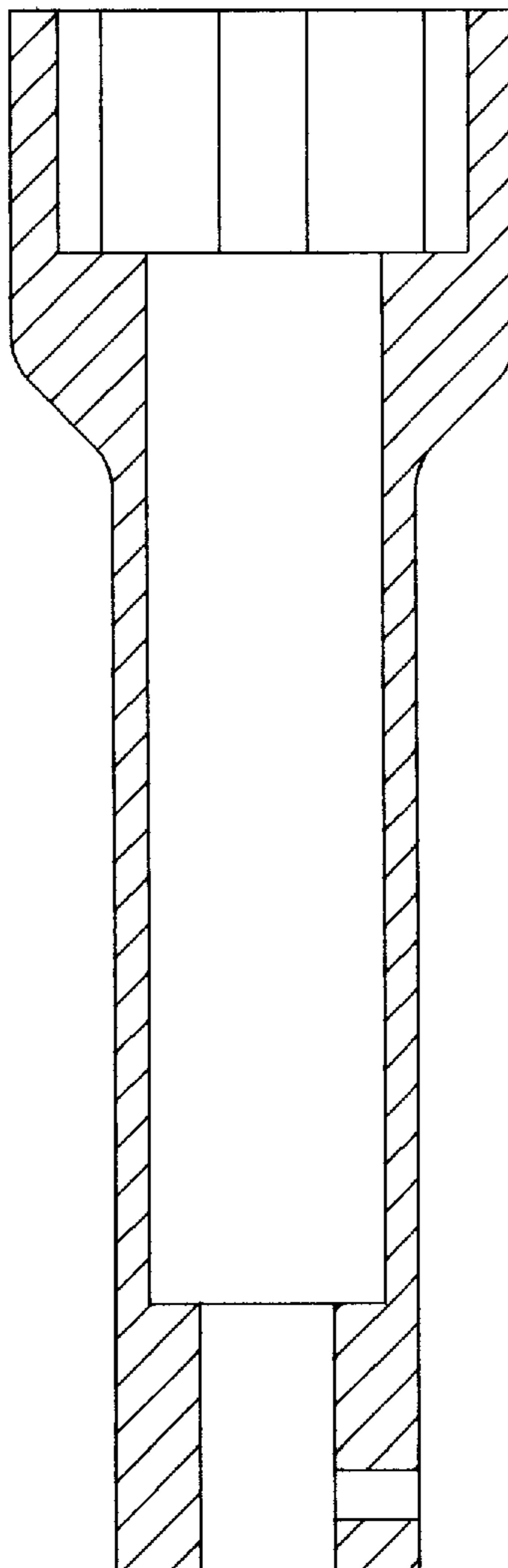
[57] **CLAIM**

The ornamental design for double duty lineman's socket, as shown and described.

DESCRIPTION

FIG. 1 is a front top plan view of the double duty lineman's socket showing my new design;
FIG. 2 is a sectional view thereof along the lines 2—2 in FIG. 1; and,
FIG. 3 is a right side elevational view thereof.

1 Claim, 1 Drawing Sheet



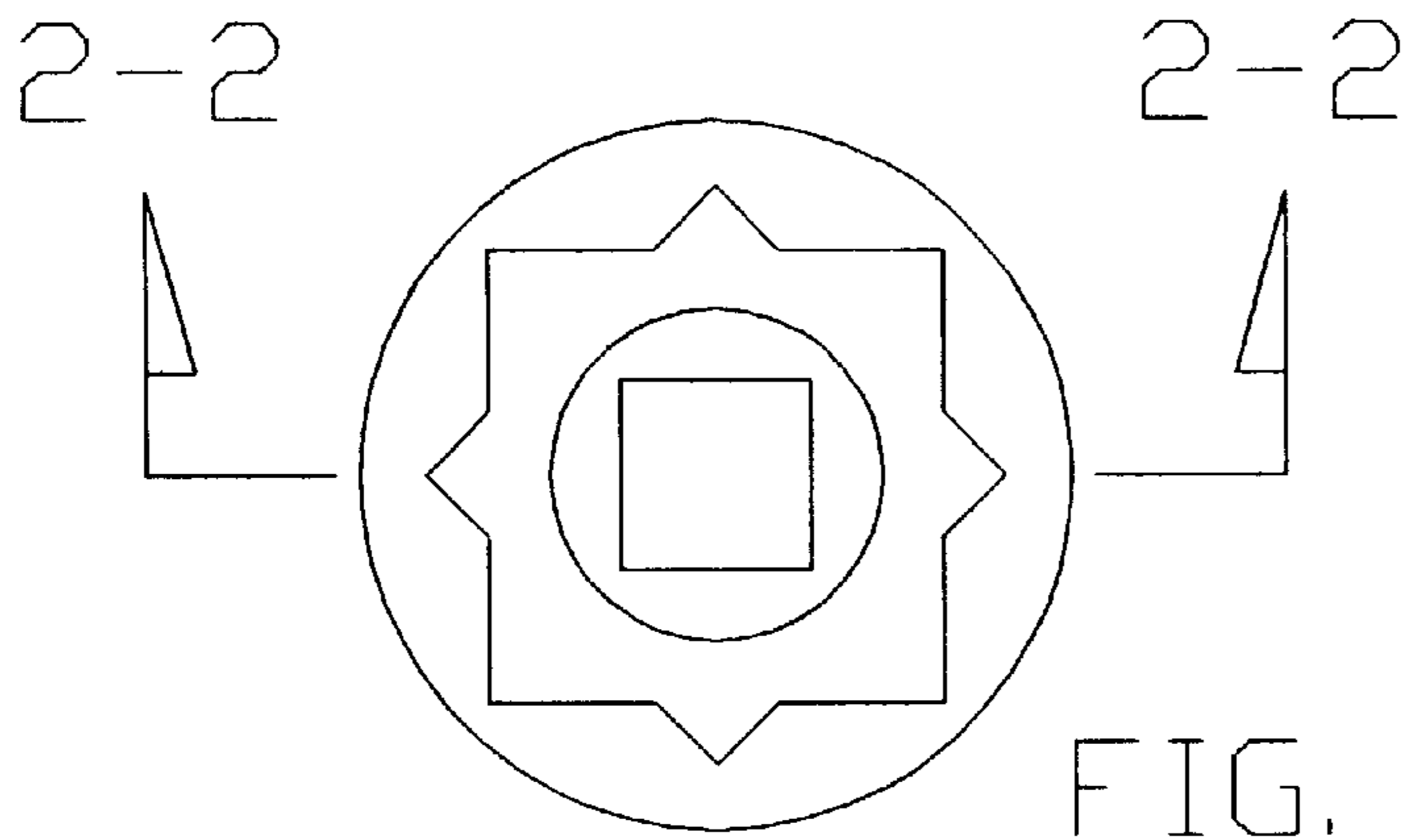


FIG. 1

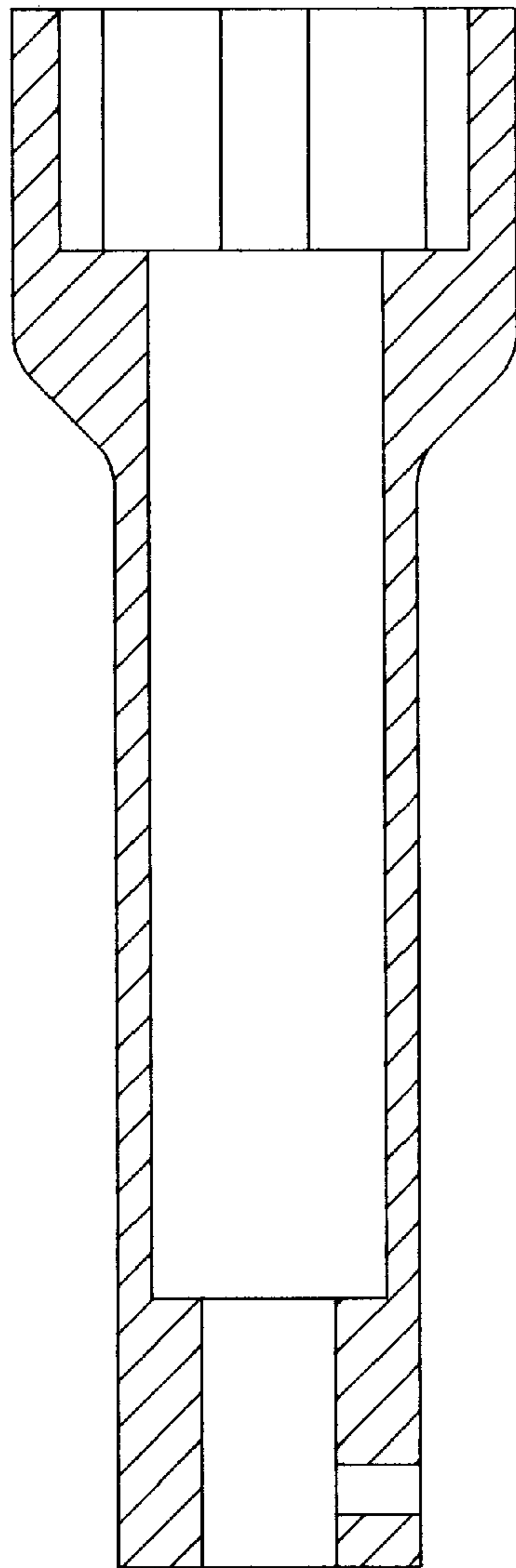


FIG. 2




FIG. 3