



US00D433251S

# United States Patent [19] Blazevich

[11] Patent Number: Des. 433,251

[45] Date of Patent: \*\* Nov. 7, 2000

[54] **DISPLAY/SUPPORT STAND**

[75] Inventor: **John Z. Blazevich**, San Pedro, Calif.

[73] Assignee: **ZB Industries, Inc.**, San Pedro, Calif.

[\*\*] Term: **14 Years**

[21] Appl. No.: **29/091,899**

[22] Filed: **Aug. 7, 1998**

D. 358,525	5/1995	Sedon et al.	.....	D6/629
D. 358,526	5/1995	Sedon et al.	.....	D6/629
D. 371,047	6/1996	Houyou	.....	D7/504
D. 375,857	11/1996	De Blois	.....	D6/511
D. 377,425	1/1997	Stravitz	.....	D6/407
D. 385,922	11/1997	Tisbo	.....	D19/90
D. 396,580	8/1998	Harper	.....	D6/467
D. 401,451	11/1998	Sherman	.....	D6/467
D. 402,137	12/1998	Blazevich	.....	D6/467
4,684,027	8/1987	Wright	.....	211/40

### Related U.S. Application Data

[62] Division of application No. 29/067,028, Feb. 25, 1997, abandoned.

[51] **LOC (7) Cl.** ..... **06-04**

[52] **U.S. Cl.** ..... **D6/467; D6/629**

[58] **Field of Search** ..... D6/407, 629, 513, D6/466, 467, 571, 573, 509-511, 627-628, 429-431, 449, 475, 476; D9/341; D7/504; D3/206; 312/9.55, 348.3; 211/126.1, 126.15, 40, 42, 41.1, 41.3, 41.12, 41.18; 206/307, 557, 307.1, 558, 561, 387.15, 564, 565, 387.1; D19/90, 92; D32/55, 58

### References Cited

#### U.S. PATENT DOCUMENTS

D. 146,470	3/1947	Fresco .	
D. 155,010	8/1949	Kaplan et al.	..... D19/90
D. 246,491	11/1977	D'Alo	..... D6/467
D. 275,058	8/1984	Flum	..... D6/467
D. 279,583	7/1985	Hall	..... D19/77
D. 287,440	12/1986	Taylor	..... D6/407
D. 288,039	2/1987	LeBlanc	..... D6/468
D. 295,932	5/1988	Cugley	..... D6/476
D. 309,524	7/1990	Egly et al.	..... D3/35
D. 320,738	10/1991	Kanda et al.	..... D9/341
D. 332,187	1/1993	Stravitz	..... D6/407
D. 332,708	1/1993	Schmidt et al.	..... D6/407
D. 335,976	6/1993	Brown	..... D6/467
D. 336,182	6/1993	Machut	..... D6/467

### OTHER PUBLICATIONS

Three photographs of a tray previously used by the Gallette Brothers company. The original date of use or offer-for-sale is unknown. The trays are believed to have been used before the above-identified filing date.

*Primary Examiner*—Jeffrey Asch  
*Attorney, Agent, or Firm*—Sheppard, Mullin, Richter & Hampton LLP

### [57] CLAIM

I claim the ornamental design for a display/support stand, as shown and described.

### DESCRIPTION

FIG. 1 is a front left perspective view of a first embodiment of a display/support stand embodying my new design, the display/support stand being alternatively orientable with its rear side facing frontwardly.

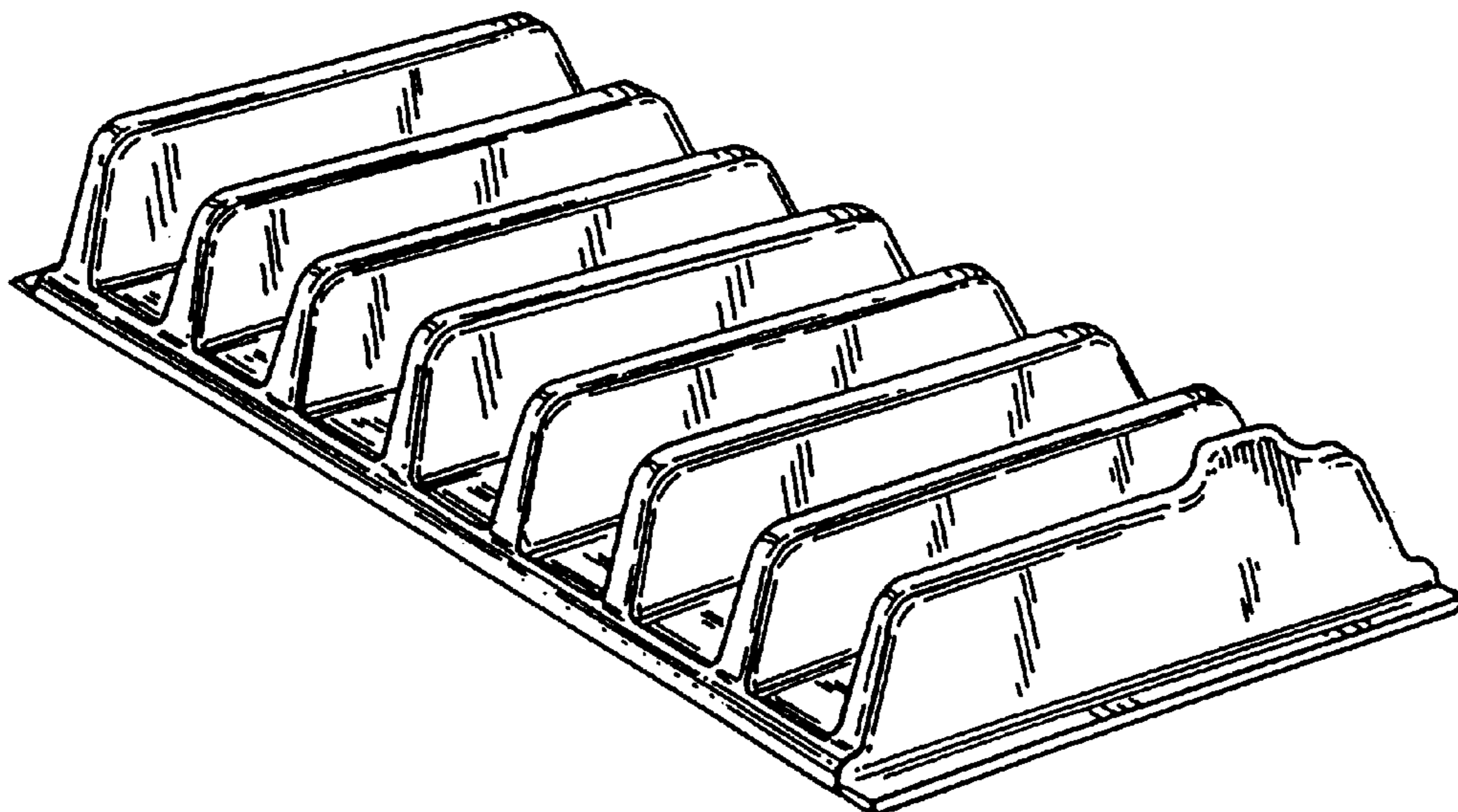
FIG. 2 is a front elevational view of the display/support stand shown in FIG. 1.

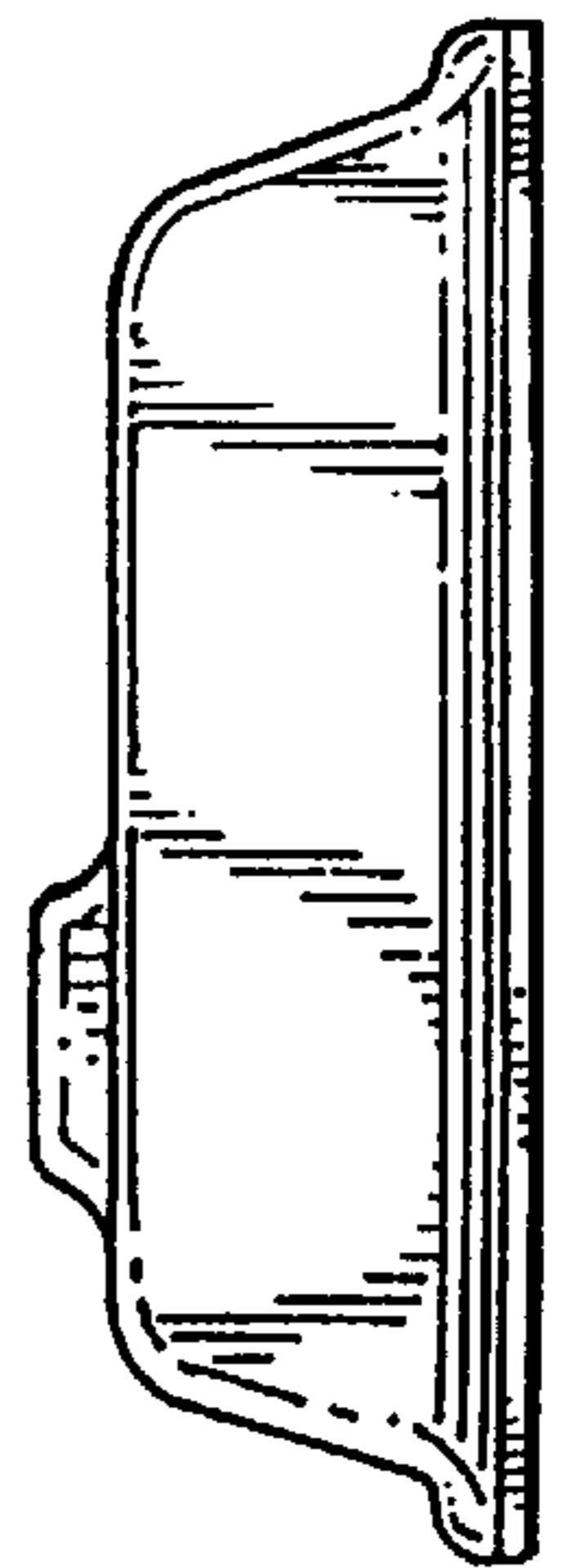
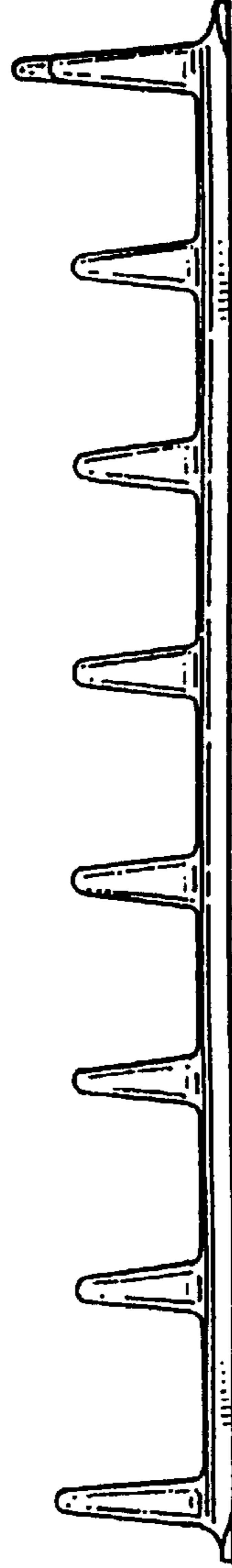
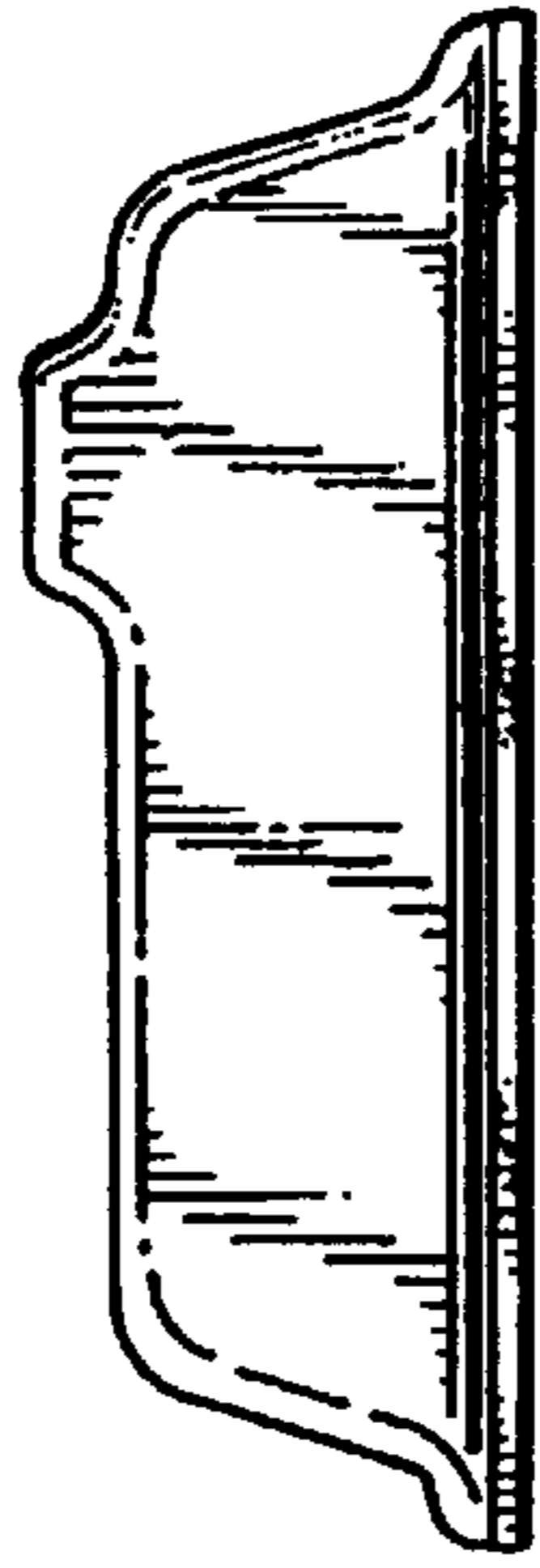
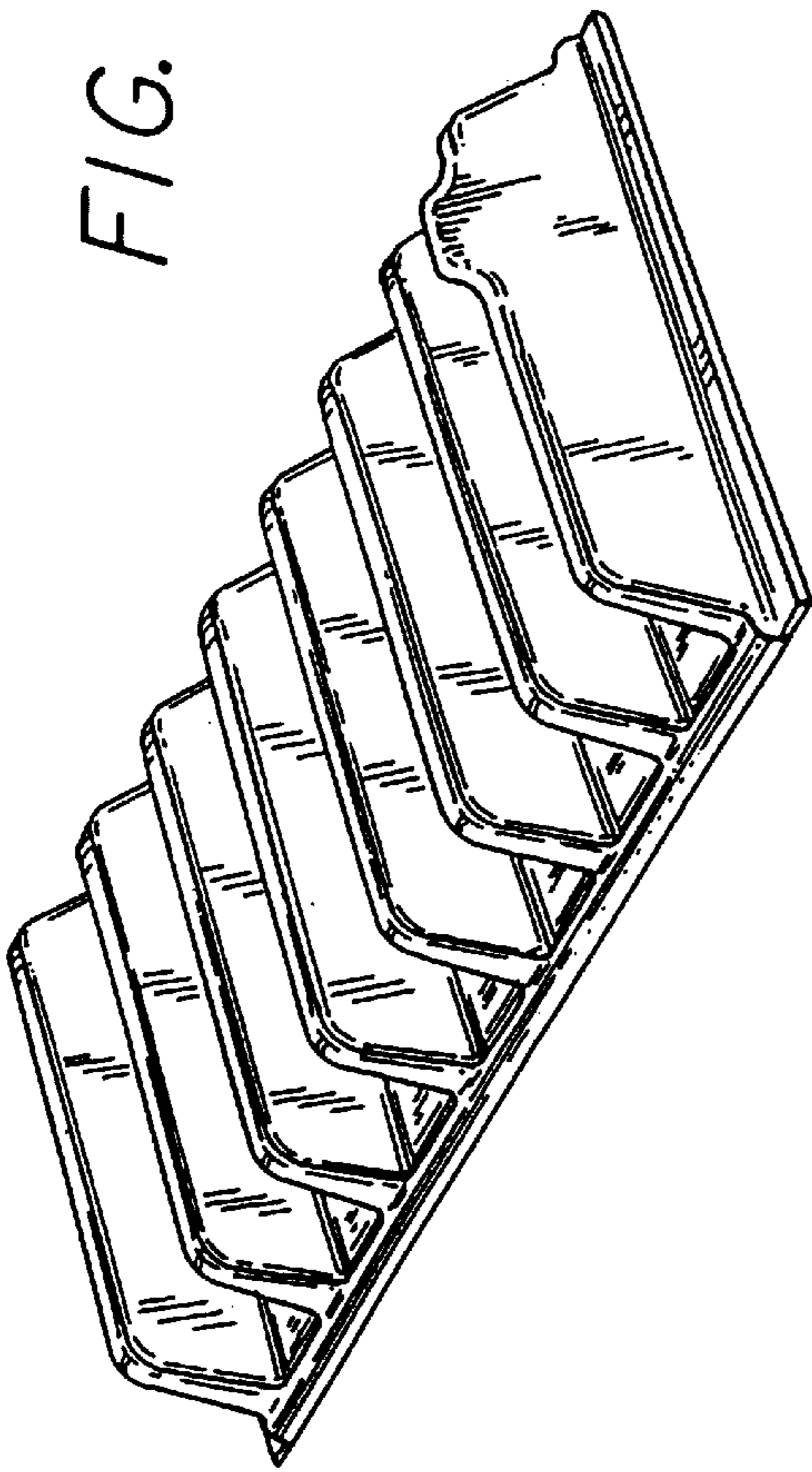
FIG. 3 is a right side elevational view of the display/support stand shown in FIG. 1, which is a mirror image of the left side elevational view.

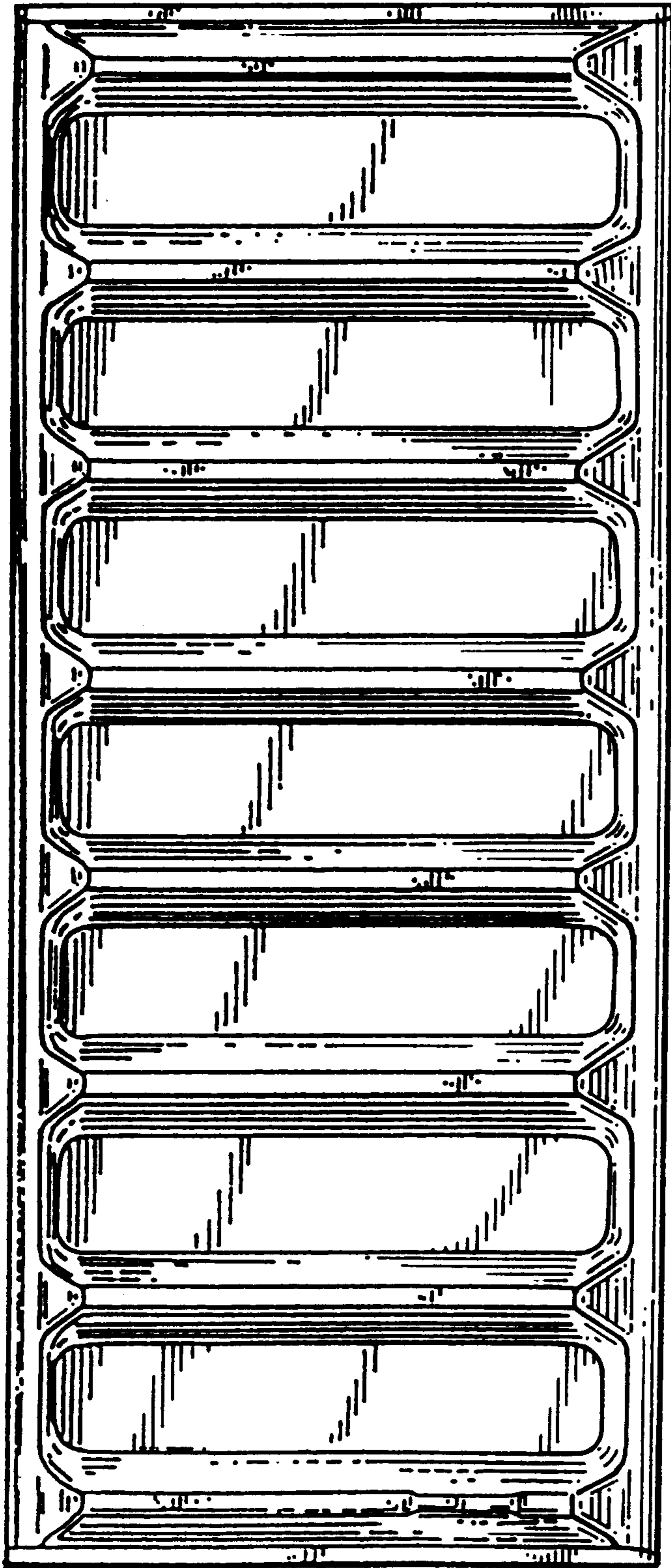
FIG. 4 is a rear elevational view of the display/support stand shown in FIG. 1; and,

FIG. 5 is a top plan view of the display/support stand shown in FIG. 1.

**1 Claim, 2 Drawing Sheets**







*FIG. 5*