



US00D433244S

# United States Patent [19] Zheng

[11] **Patent Number: Des. 433,244**

[45] **Date of Patent: \*\* Nov. 7, 2000**

[54] **FOLDING FRAME FOR DECK-CHAIR**

5,499,857 3/1996 Lynch, Jr. .... 297/16.2  
5,893,605 4/1999 Chang ..... 297/16.2  
5,984,406 11/1999 Lee ..... 297/16.2

[76] Inventor: **Edward Zheng**, 1736 Wright Ave., La Verne, Calif. 91750

[\*\*] Term: **14 Years**

*Primary Examiner*—Doris V. Coles  
*Assistant Examiner*—Mimosa De  
*Attorney, Agent, or Firm*—Raymond Y. Chan; David and Raymond

[21] Appl. No.: **29/116,578**

[22] Filed: **Jan. 3, 2000**

[57] **CLAIM**

[51] **LOC (7) Cl.** ..... **06-01**

[52] **U.S. Cl.** ..... **D6/367**

The ornamental design for a folding frame for deck-chair, as shown.

[58] **Field of Search** ..... D6/334, 335, 336,  
D6/360, 361, 367, 368, 374, 373, 375,  
500-502, 601, 610, 611; 297/16.2, 45,  
46, 55, 56, 57, 440.1, 452.13

**DESCRIPTION**

[56] **References Cited**

**U.S. PATENT DOCUMENTS**

D. 382,414 8/1997 Lee ..... D6/368  
3,124,387 3/1964 Maclaren ..... 297/35  
3,838,883 10/1974 Machen ..... 297/16.2

FIG. 1 is a perspective view showing my new design.  
FIG. 2 is a front view thereof.  
FIG. 3 is a rear view thereof.  
FIG. 4 is a left end view thereof.  
FIG. 5 is a right end view thereof.  
FIG. 6 is a top view thereof; and,  
FIG. 7 is a bottom view thereof.

**1 Claim, 7 Drawing Sheets**






FIG. 1




FIG. 2




FIG. 3



FIG. 4



FIG. 5



FIG. 6




FIG. 7