



US00D433237S

United States Patent [19]

Katz et al.

[11] **Patent Number: Des. 433,237**

[45] **Date of Patent: ** Nov. 7, 2000**

[54] **DISPLAY SCREEN CLEANER**

5,924,153 7/1999 Salley 15/1.52
6,058,550 5/2000 Kruger et al. 15/160

[76] Inventors: **Nancy Katz; Norman Katz**, both of 17 Schindler Ct., Chatham, N.J. 07928

[**] Term: **14 Years**

Primary Examiner—Alan P. Douglas
Assistant Examiner—Lavone Tabor
Attorney, Agent, or Firm—Thomason, Moser & Patterson, LLP

[21] Appl. No.: **29/114,642**

[57] **CLAIM**

[22] Filed: **Nov. 29, 1999**

The ornamental design for a display screen cleaner, as shown and described.

[51] **LOC (7) Cl. 04-01**

DESCRIPTION

[52] **U.S. Cl. D4/124; D4/134**

[58] **Field of Search** D4/124, 130, 132, D4/134, 138, 137; D32/35, 40, 43, 52; 15/1.51, 1.52, 143.1, 159.1, 160, 209.1, 210.1, 226, 235

FIG. 1 is a top plan view of the video screen cleaner; FIG. 2 is a bottom plan thereof; FIG. 3 is an end view of one end thereof; FIG. 4 is an end view of the end opposite FIG. 3; and, FIG. 5 is a side view thereof.

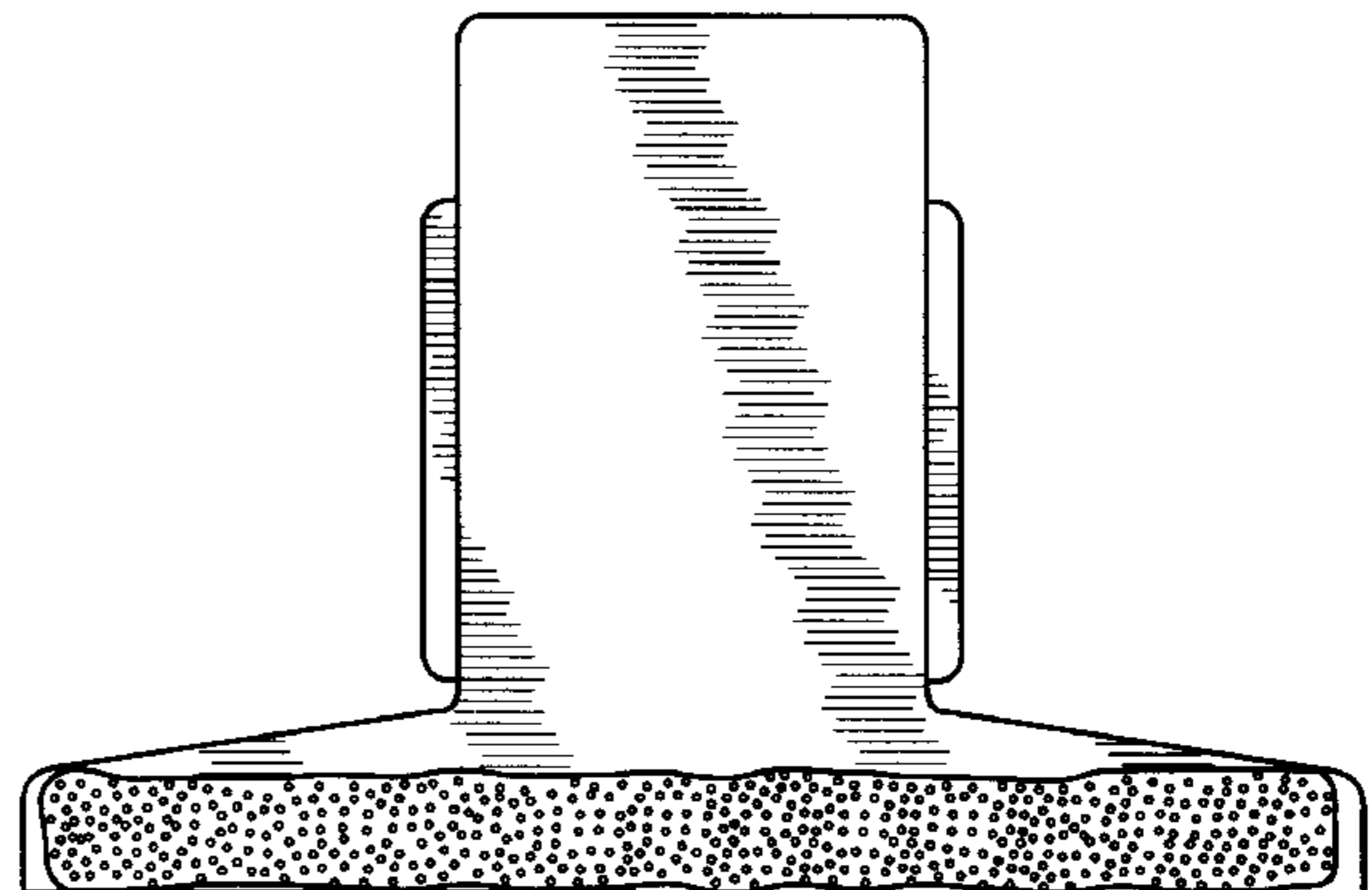

[56] **References Cited**

The side of the cleaner neither shown in the drawing nor described in the specification forms no part of the claimed design.

U.S. PATENT DOCUMENTS

- D. 230,667 3/1974 Finnerty D4/137
- D. 280,109 8/1985 Lewis et al. D32/40
- D. 354,595 1/1995 Wasak D32/52

1 Claim, 2 Drawing Sheets






FIG. 1

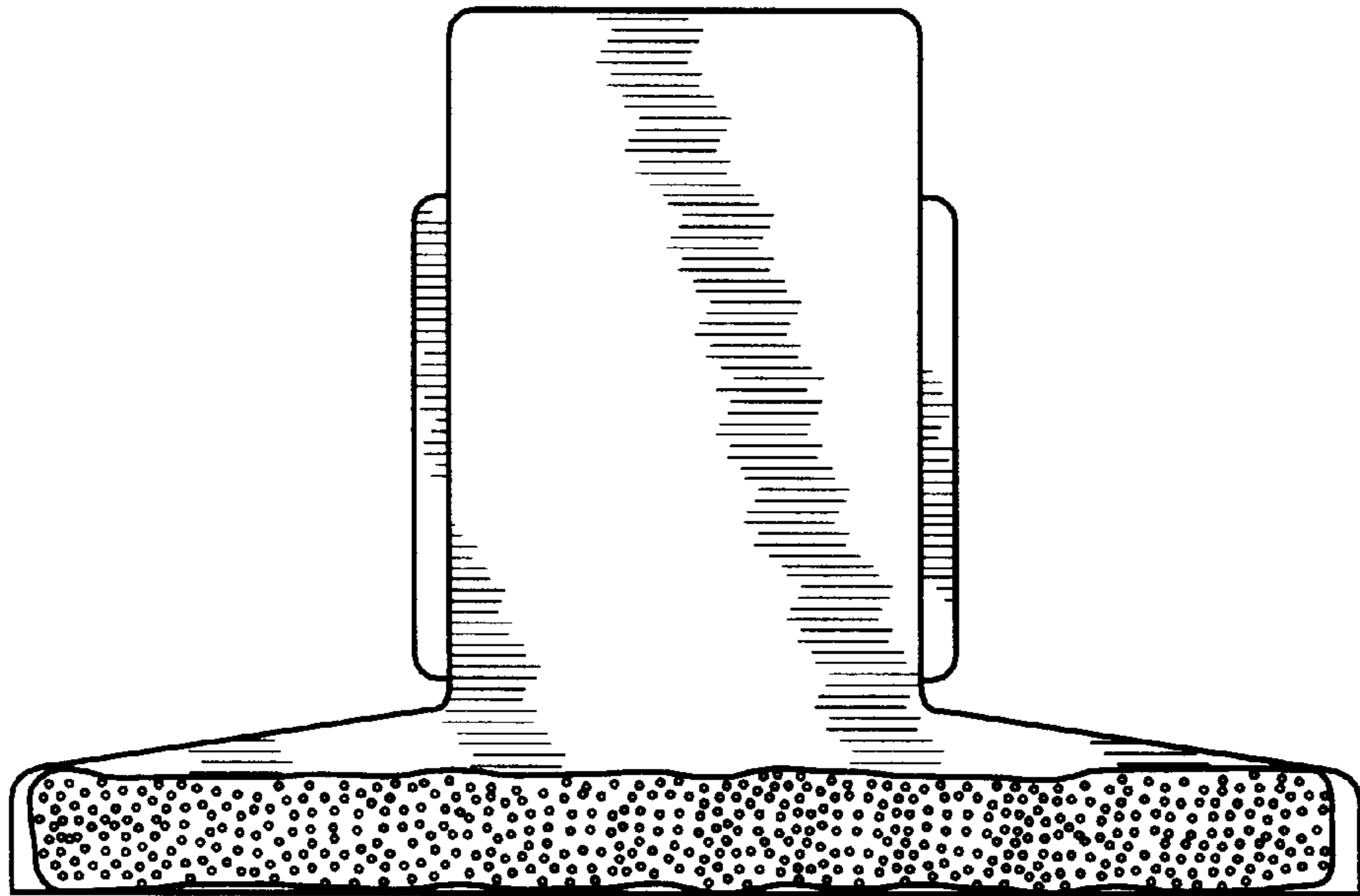


FIG. 2

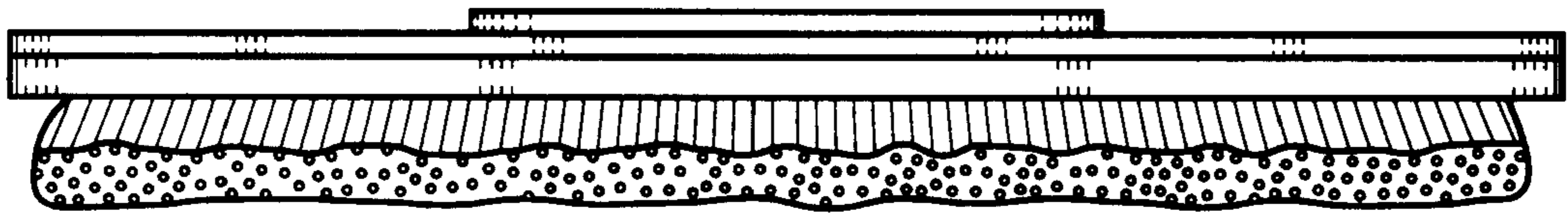


FIG. 3

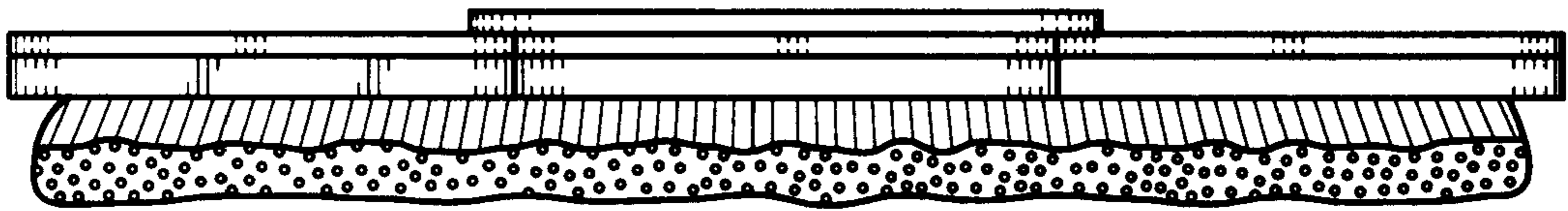


FIG. 4



FIG. 5