



US00D433225S

United States Patent [19]

[11] **Patent Number: Des. 433,225**

Deiss et al.

[45] **Date of Patent: ** Nov. 7, 2000**

[54] **MEDICINE CONTAINER**

[76] Inventors: **Richard P. Deiss; Carolyn S. Deiss,**
both of 926 Elizabeth Ct., Liberty, Mo.
64068

[**] Term: **14 Years**

[21] Appl. No.: **29/095,319**

[22] Filed: **Oct. 21, 1998**

[51] **LOC (7) Cl. 03-01**

[52] **U.S. Cl. D3/203; D9/504; D24/121**

[58] **Field of Search D24/121, 224;**
D3/203, 205, 201, 207, 208, 215; D9/443,
504, 503, 337; D7/629; 224/607, 604, 623;
206/811, 38.1, 37, 528, 530, 535, 537,
536, 534, 232, 47, 42

[56] **References Cited**

U.S. PATENT DOCUMENTS

D. 156,228	11/1949	Gaudroit	D3/208
D. 255,218	6/1980	Krag	D3/203
D. 266,387	10/1982	Angarone .	
D. 278,520	4/1985	Hamtak .	
D. 282,055	1/1986	Brinkers .	
D. 308,951	7/1990	Rinck .	
D. 324,189	2/1992	Makoshi .	
D. 327,031	6/1992	Solomon et al. .	
D. 341,227	11/1993	Lang et al.	D9/504

D. 361,507	8/1995	Langemann	D9/337
3,057,464	10/1962	Baggott, Sr. .	
3,567,085	3/1971	Flores .	
4,333,562	6/1982	Todd	206/37
4,420,076	12/1983	Beveridge et al.	206/37
4,756,407	7/1988	Larsen	206/528
4,765,459	8/1988	Edwards .	
4,765,460	8/1988	Vigueras Pacheco .	
4,866,952	9/1989	Hight et al.	206/37
5,318,177	6/1994	Isacson .	
5,361,908	11/1994	Drew et al. .	

Primary Examiner—Ian Simmons
Attorney, Agent, or Firm—Kenneth L Tolar

[57] CLAIM

The ornamental design for a medicine container, as shown and described.

DESCRIPTION

FIG. 1 is a front view of a medicine container according to our new design.

FIG. 2 is a top view thereof.

FIG. 3 is a rear exploded view thereof.

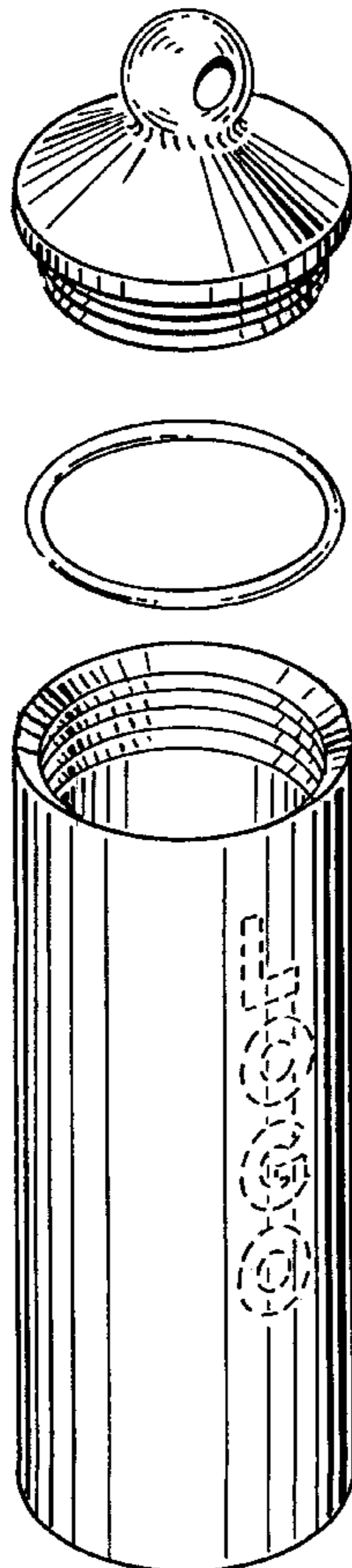
FIG. 4 is a left side view thereof, the right side view being a mirror image of the left side view.

FIG. 5 is a bottom view thereof; and,

FIG. 6 is perspective exploded view thereof.

The broken line showing in FIGS. 1 and 6 is for illustrative purposes only and forms no part of the claimed design.

1 Claim, 2 Drawing Sheets



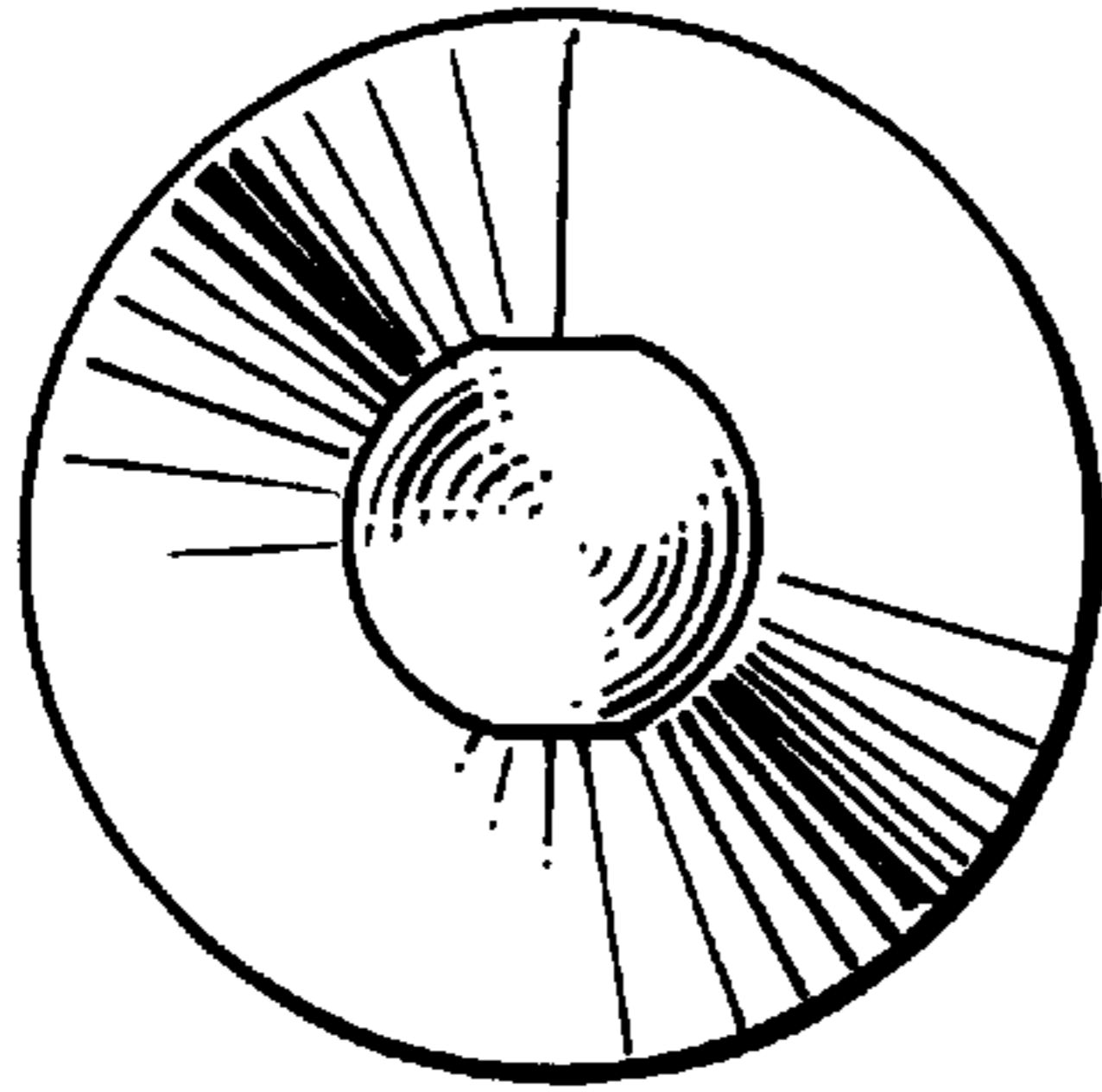


FIG. 2.

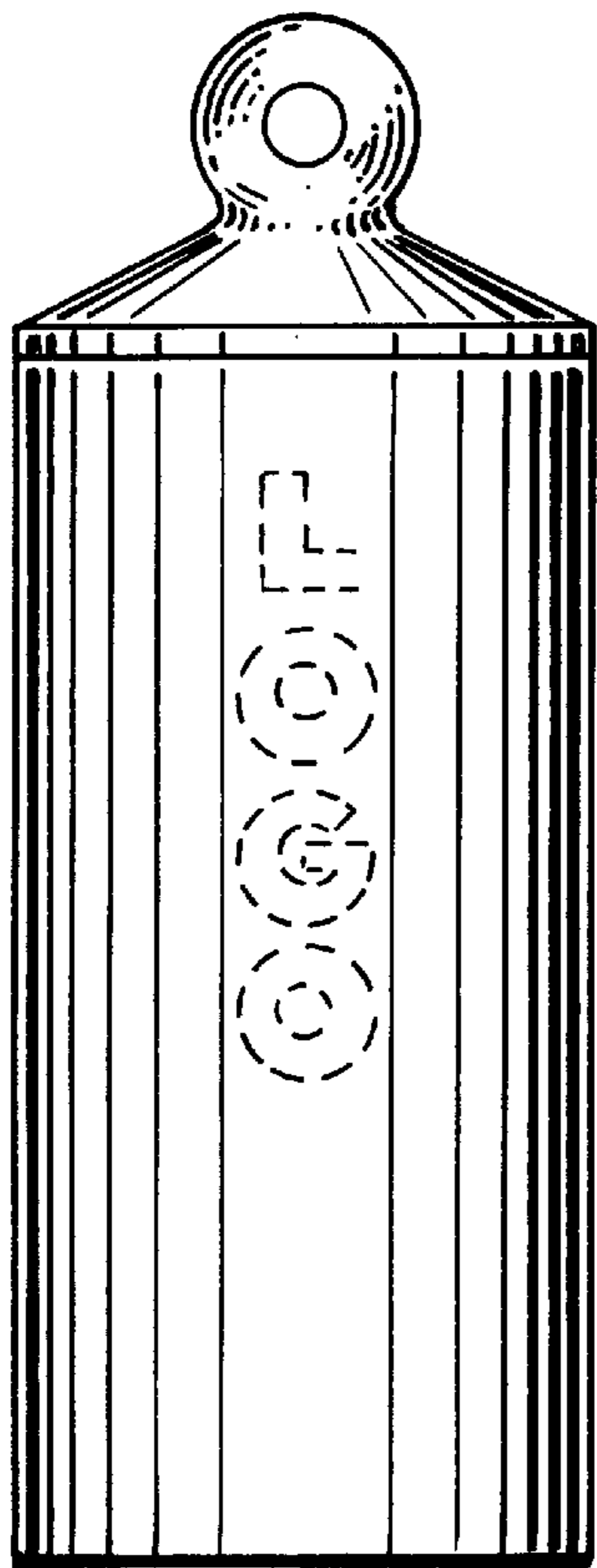


FIG. 1.





FIG. 3.




FIG. 4.

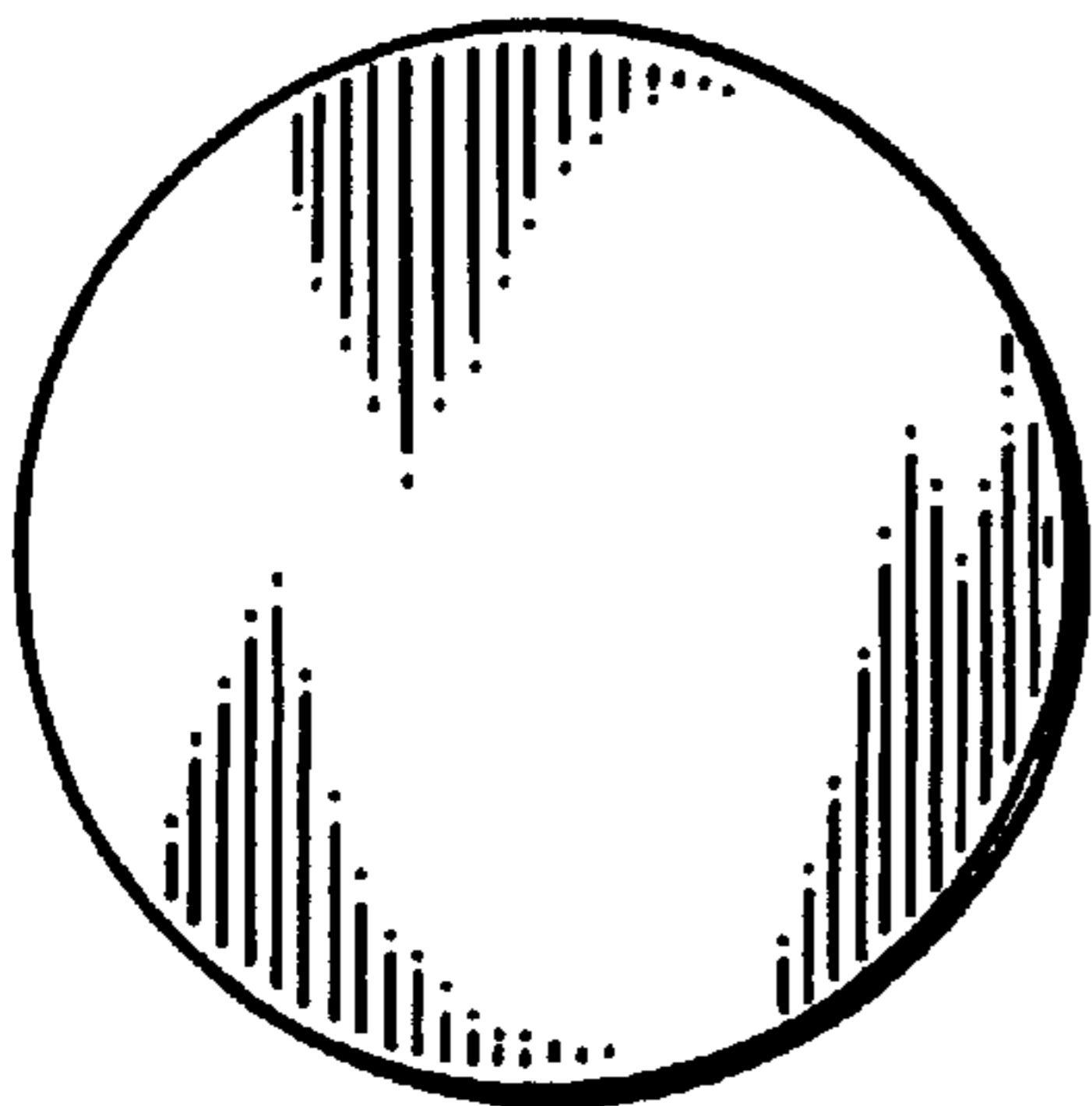


FIG. 5.

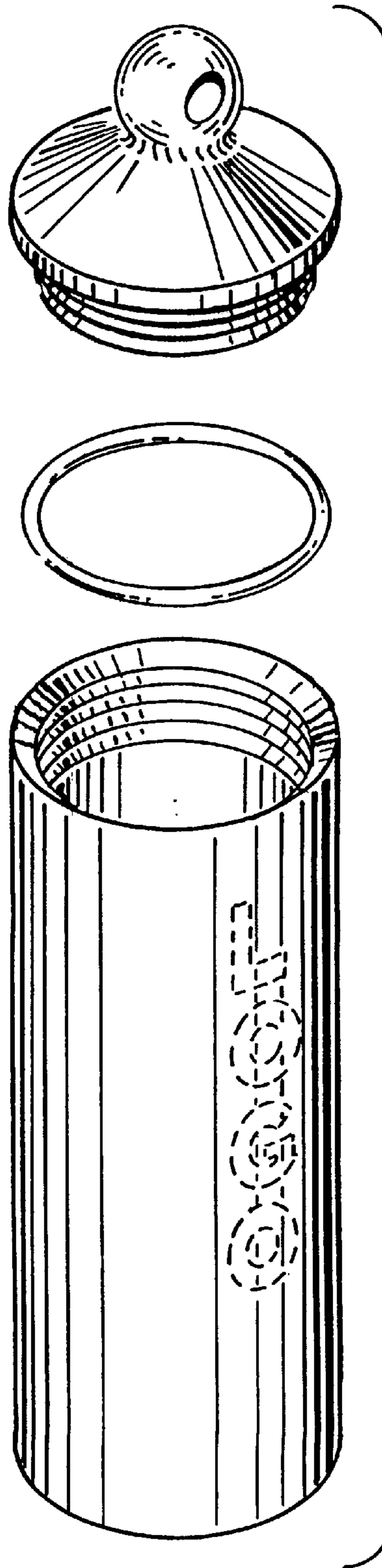


FIG. 6.