



US00D433220S

United States Patent [19] Fogg

[11] **Patent Number: Des. 433,220**

[45] **Date of Patent: ** Nov. 7, 2000**

[54] **PORTION OF A SHOE UPPER**

[75] Inventor: **Peter M. Fogg**, Lake Oswego, Oreg.

[73] Assignee: **Nike, Inc.**, Beaverton, Oreg.

[**] Term: **14 Years**

[21] Appl. No.: **29/123,393**

[22] Filed: **May 18, 2000**

[51] **LOC (7) Cl.** **02-99**

[52] **U.S. Cl.** **D2/972**

[58] **Field of Search** D2/896, 902, 907,
D2/943, 944, 946, 969, 970, 972, 973;
36/45, 50.1, 51, 77 M, 77 R, 83, 88, 89,
113, 114, 126-130

[56] **References Cited**

U.S. PATENT DOCUMENTS

D. 345,253	3/1994	Lucas .	
D. 347,317	5/1994	Avar .	
D. 348,976	7/1994	Van Noy .	
D. 351,058	10/1994	Hatfield et al. .	
D. 357,796	5/1995	Crowley, II .	
D. 361,885	9/1995	Hatfield .	
D. 369,459	5/1996	Feller .	
D. 373,460	9/1996	Crowley .	
D. 373,463	9/1996	Greene .	
D. 377,263	1/1997	Lucas .	
D. 382,698	8/1997	Avar .	
D. 385,399	10/1997	Worthington .	
D. 385,406	10/1997	Doxey	D2/972
D. 398,760	9/1998	Rask	D2/972
D. 410,691	6/1999	Boyer .	
D. 427,760	7/2000	Holmes	D2/972

OTHER PUBLICATIONS

Nike Footwear Catalog, Spring 1995, pp. 11, 32, 40, 47. Published Jun. 1994.

Nike Footwear Catalog, Late Spring 1996, p. 29. Published Aug. 1995.

Nike Footwear Catalog, Fall 1996, p. 6. Published Dec. 1995.

Nike Footwear Catalog, Holiday 1996, p. 115. Published Mar. 1996.

Nike Footwear Catalog, Holiday 1997, p. 50. Published Mar. 1997.

Nike Footwear Catalog, Fall 1999, p. M55. Published Dec. 1998.

Nike Footwear Catalog, Spring 2000, p. 80. Published Jul. 1999.

Primary Examiner—Dominic Simone
Attorney, Agent, or Firm—Banner & Witcoff, Ltd.

[57] **CLAIM**

The ornamental design for a portion of a shoe upper, as shown and described.

DESCRIPTION

FIG. 1 is a perspective view of a portion of a shoe upper showing my new design;

FIG. 2 is a side elevational view of one side thereof;

FIG. 3 is a top plan view thereof;

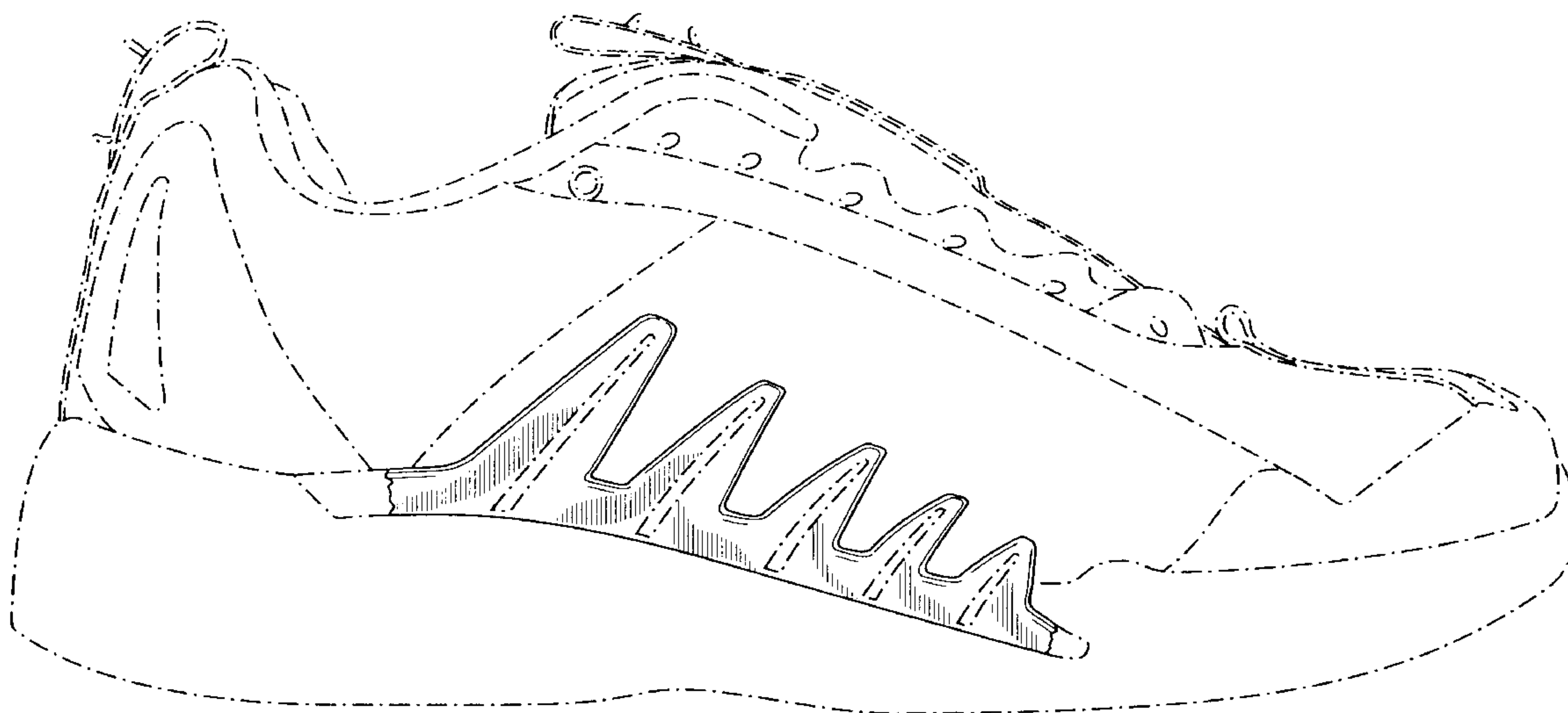
FIG. 4 is a front elevational view thereof;

FIG. 5 is a rear elevational view thereof; and,

FIG. 6 is a side elevational view of the portion.

The uneven broken line showing of the stripes and the remainder of the shoe is for illustrative purposes only and forms no part of the claimed design.

1 Claim, 6 Drawing Sheets






FIG. 1

FIG. 2

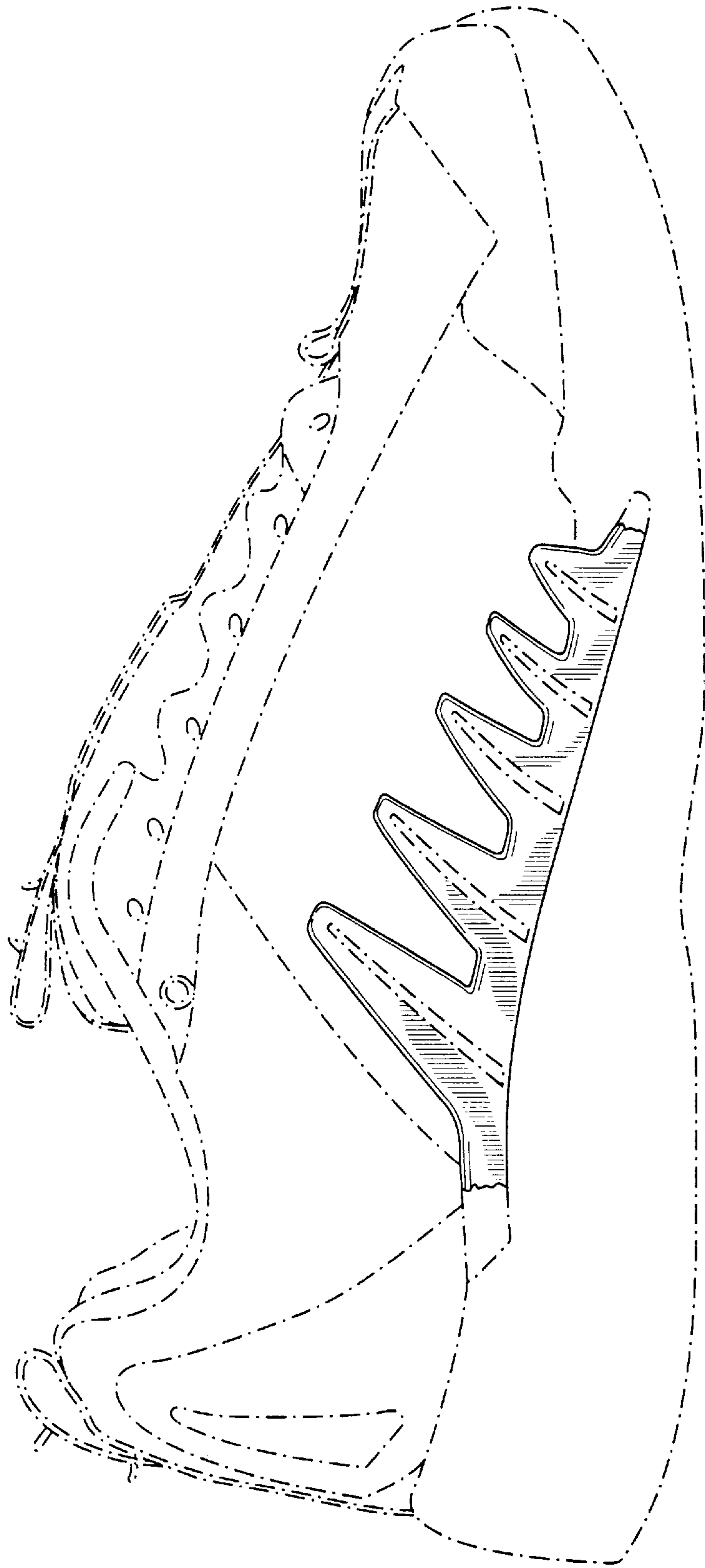
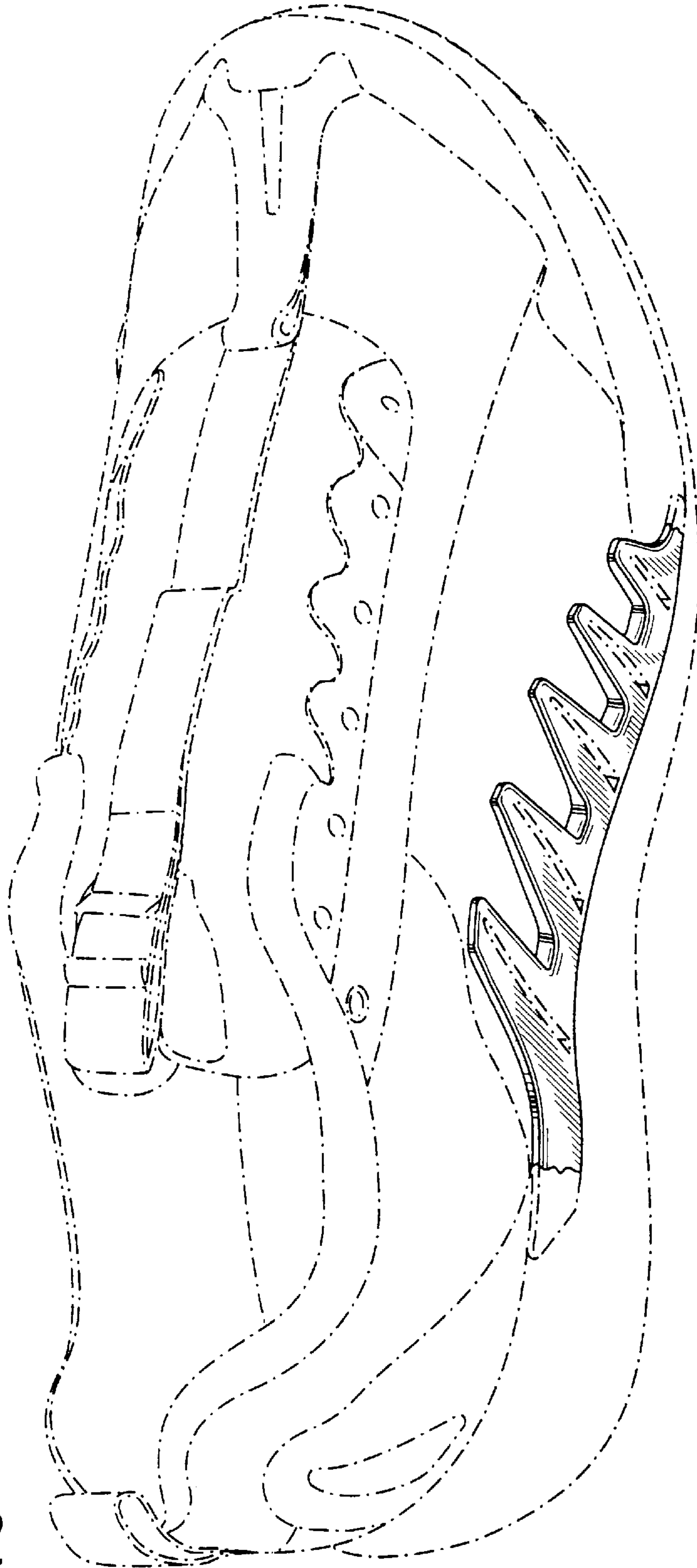


FIG. 3



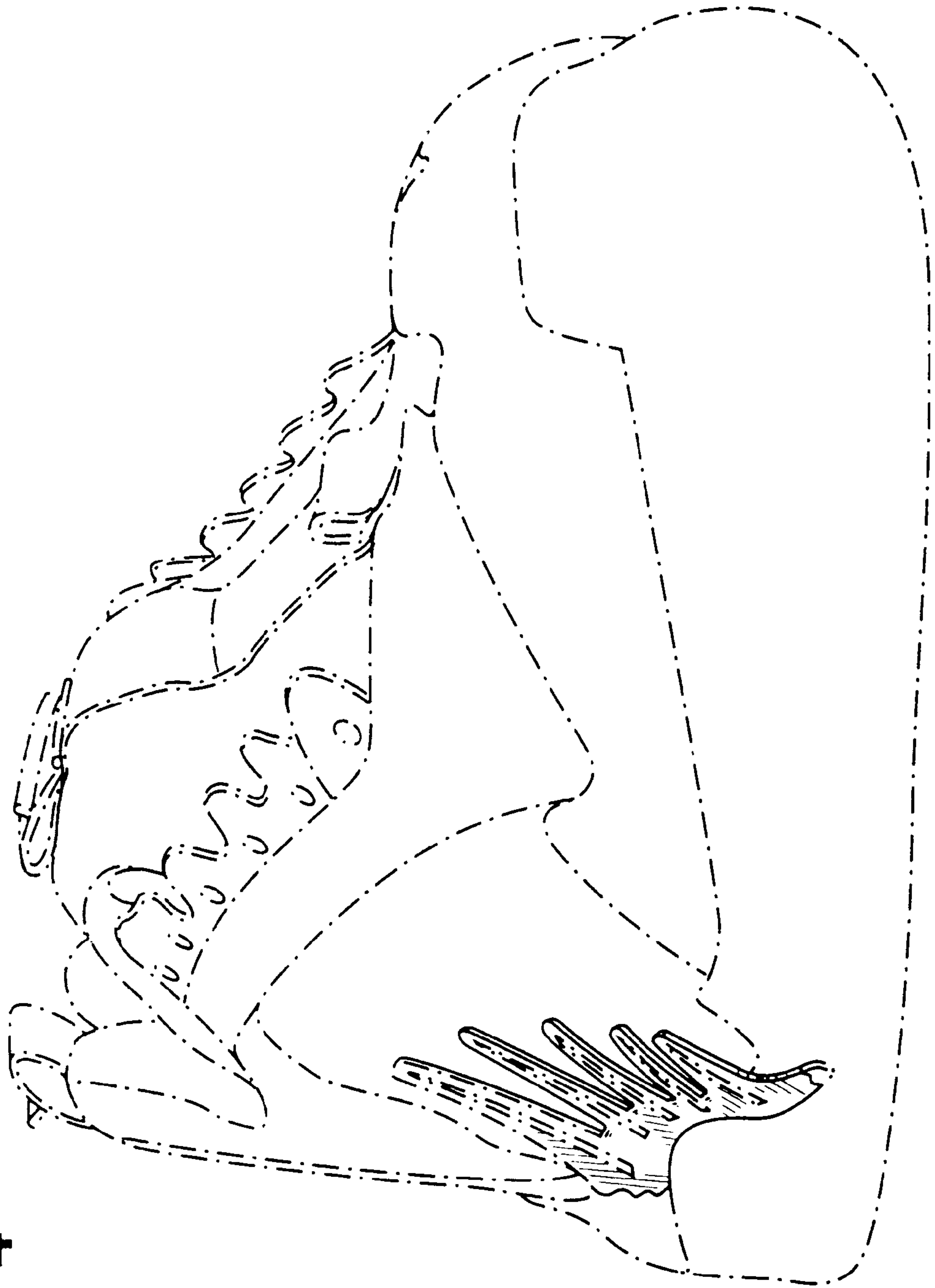


FIG. 4

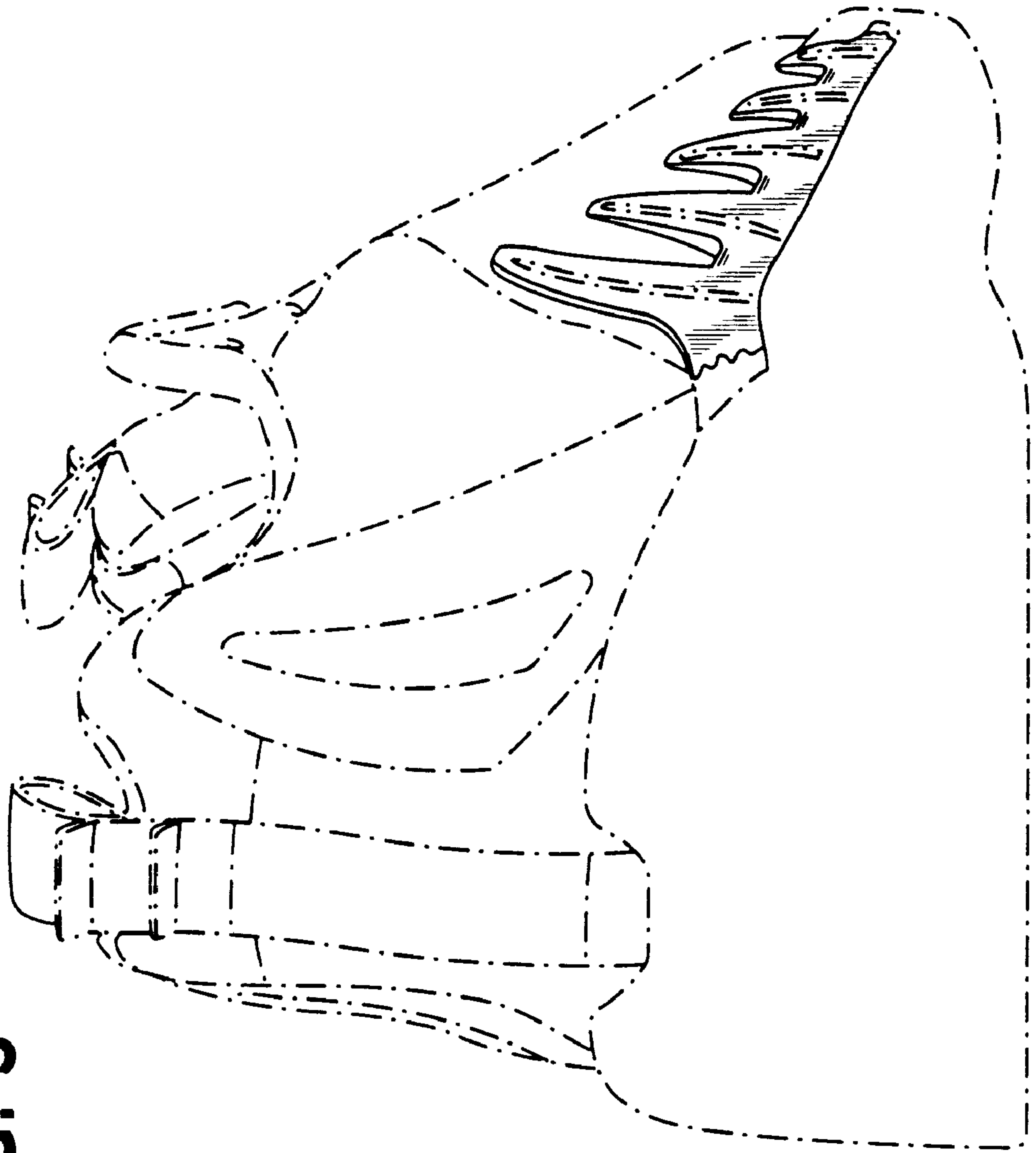


FIG. 5

FIG. 6

