



US00D433213S

United States Patent [19]

[11] Patent Number: **Des. 433,213**

Schuette et al.

[45] Date of Patent: **** Nov. 7, 2000**

[54] **ELEMENT OF SHOE SOLE**

[75] Inventors: **Lee A. Schuette**, Kittery Point, Me.;
Peter M. Dillon, Topsfield; **Norman L. Gress**, Andover, both of Mass.

[73] Assignee: **The Timberland Company**, Stratham, N.H.

[**] Term: **14 Years**

[21] Appl. No.: **29/122,334**

[22] Filed: **Apr. 24, 2000**

[51] **LOC (7) Cl.** **02-04**

[52] **U.S. Cl.** **D2/957; D2/947; D2/951; D2/952; D2/954**

[58] **Field of Search** D2/760, 902, 904, D2/908, 909, 911, 914, 916, 920, 946-948, 951-962, 964, 972, 977; 36/22 R, 24.5, 25 A, 25 R, 28, 29, 32 R, 43, 59 C, 59 R, 102, 103, 129, 134, 149

[56] **References Cited**

U.S. PATENT DOCUMENTS

D. 52,217	7/1918	Haynes	D2/951
D. 80,361	1/1930	Crowley	D2/954
D. 257,647	12/1980	Combaret	D2/320
D. 290,543	6/1987	Yonkers	D2/320
296,453	4/1884	Richardson	36/75 R
D. 298,483	11/1988	Liggett et al.	D2/320
D. 299,887	2/1989	Diaz	D2/320
D. 334,276	3/1993	Feller et al.	82/314
D. 341,246	11/1993	Lucarelli et al.	D2/320
D. 366,754	2/1996	Valverde	D2/954
D. 369,234	4/1996	Fabio	D2/952
D. 379,863	6/1997	Kayano	D2/957
D. 380,289	7/1997	Sand	D2/959
D. 389,994	2/1998	Sessa	D2/953
D. 390,348	2/1998	Meyer et al.	D2/957
D. 395,741	7/1998	Hatfield et al.	D2/953

D. 396,549	8/1998	von Conta et al.	D2/955
D. 398,745	9/1998	Cass	D2/954
D. 399,645	10/1998	Percuoco	D2/956
D. 402,096	12/1998	Gross et al.	D2/959
D. 403,144	12/1998	Truelsen	D2/953
D. 405,246	2/1999	Singer	D2/946
D. 410,965	6/1999	Schuette et al.	D2/957
1,207,907	12/1916	Hardesty	36/75 R
1,710,976	4/1929	Harshberger	36/35 R
2,129,424	9/1938	Jay	36/76 R
3,032,897	5/1962	Gelineau	36/7.5
4,283,865	8/1981	Dassler	36/32 R
5,185,943	2/1993	Tong et al.	36/28
5,806,208	9/1998	French	36/28
6,080,033	6/2000	Fladwood et al.	446/26

OTHER PUBLICATIONS

L.L. Bean, Gear Guide 2000; p. 51 "X-suspension Trail Runner" upper right corner of page.

Primary Examiner—Celia Murphy
Attorney, Agent, or Firm—Orrick Herrington & Sutcliffe LLP

[57] **CLAIM**

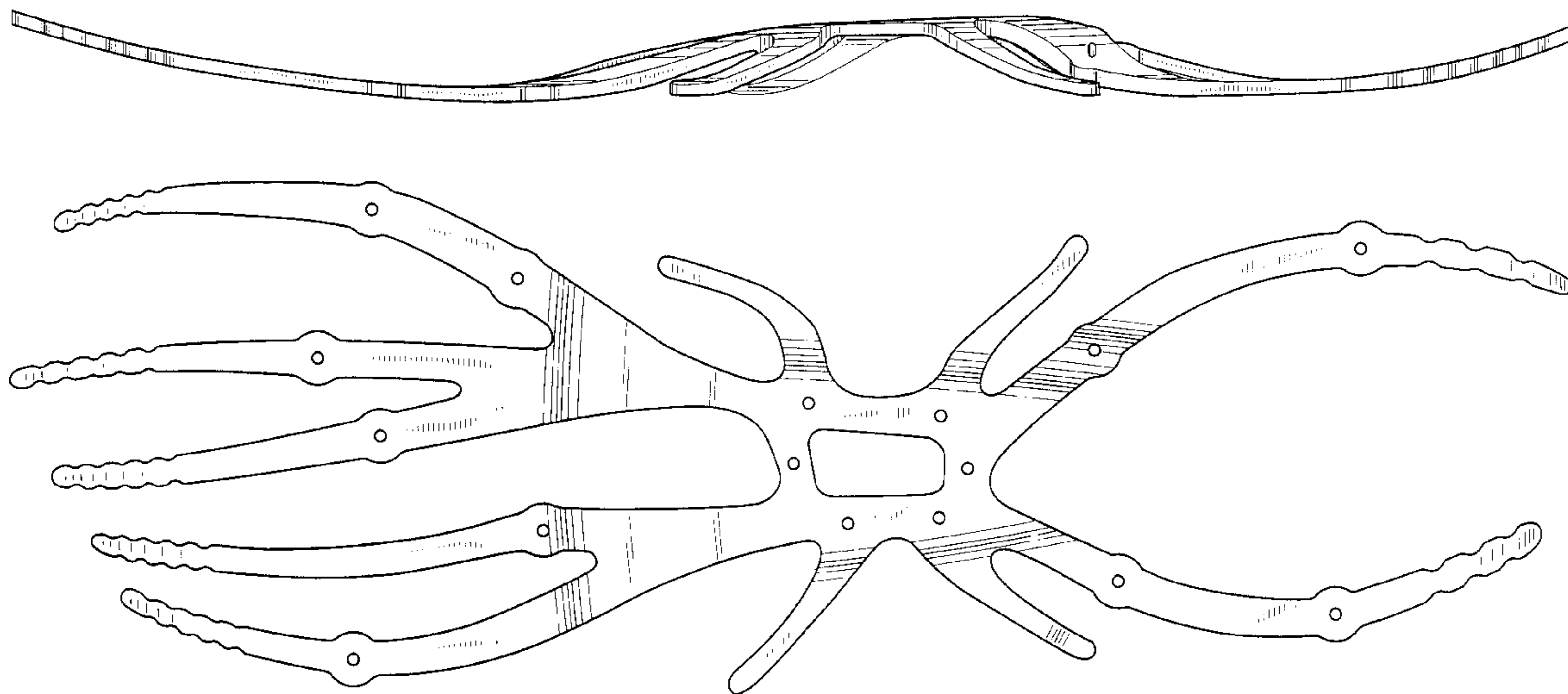
The ornamental design for an element of shoe sole, as shown and designed.

DESCRIPTION

FIG. 1 is a top perspective view of an element of a shoe sole according to the present invention; FIG. 2 is a top view thereof; FIG. 3 is a left side view thereof; FIG. 4 is a right side view thereof; FIG. 5 is a front view thereof; FIG. 6 is a rear view thereof; and, FIG. 7 is a bottom view thereof.

The broken line showing a shoe sole in the first figure is for illustrative purposes only and forms no part of the claimed design.

1 Claim, 5 Drawing Sheets



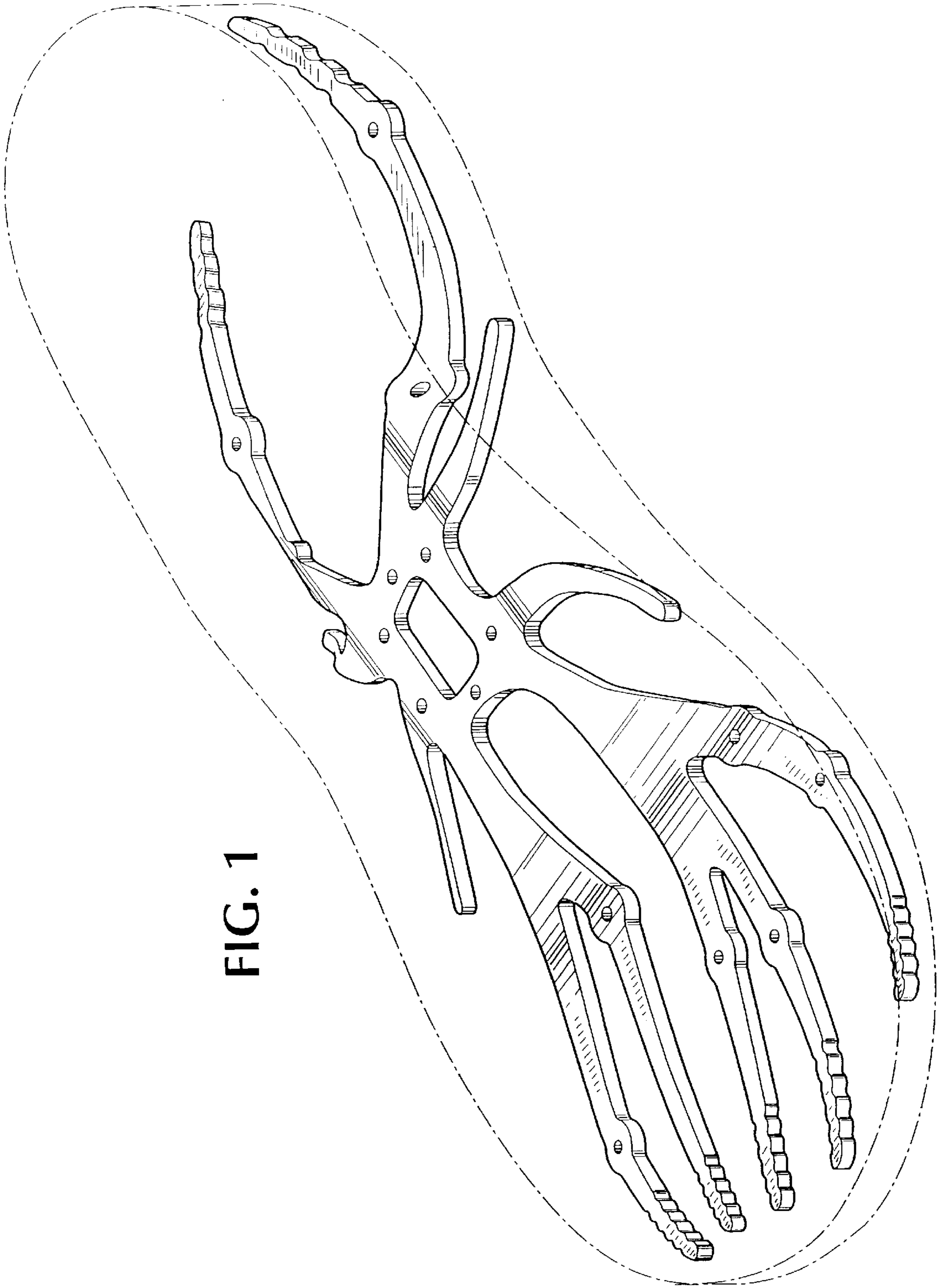


FIG. 1

FIG. 2

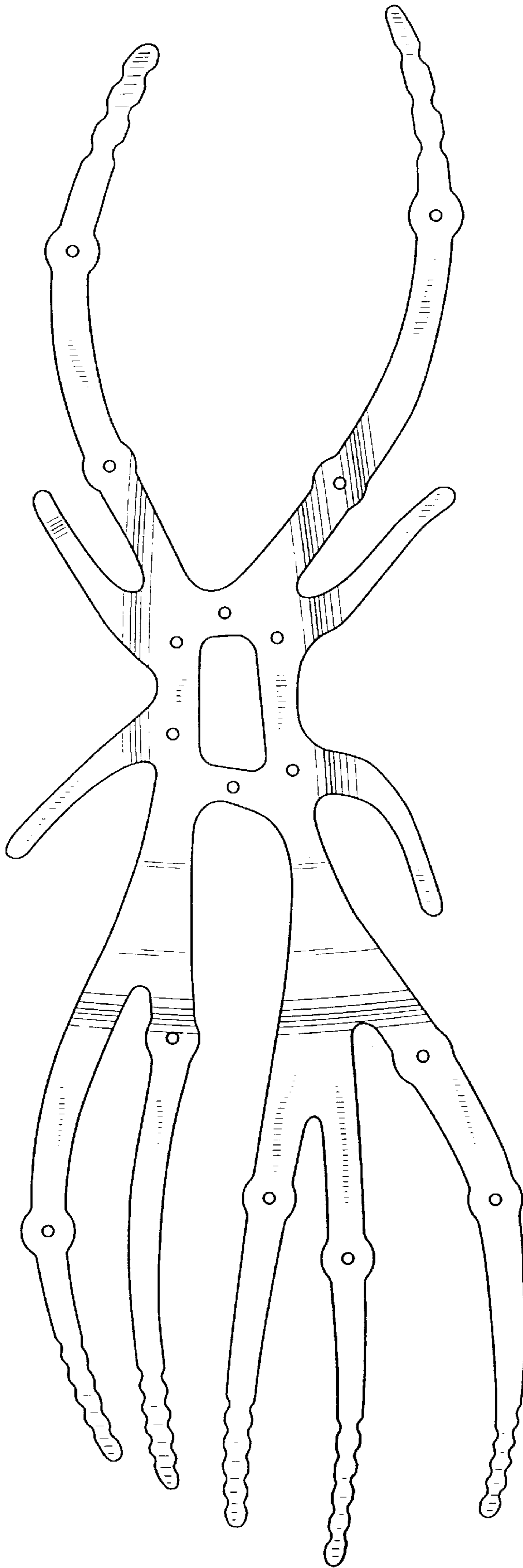


FIG. 3

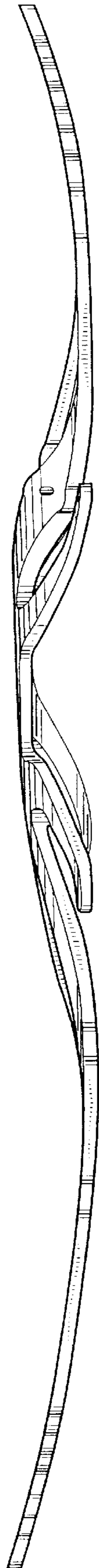


FIG. 4

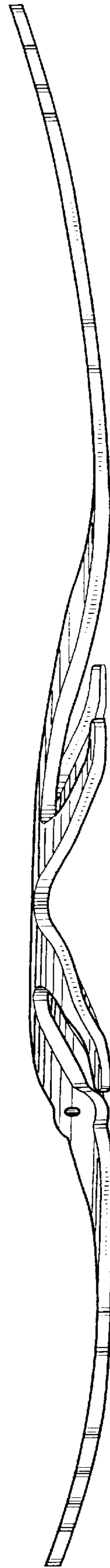


FIG. 5

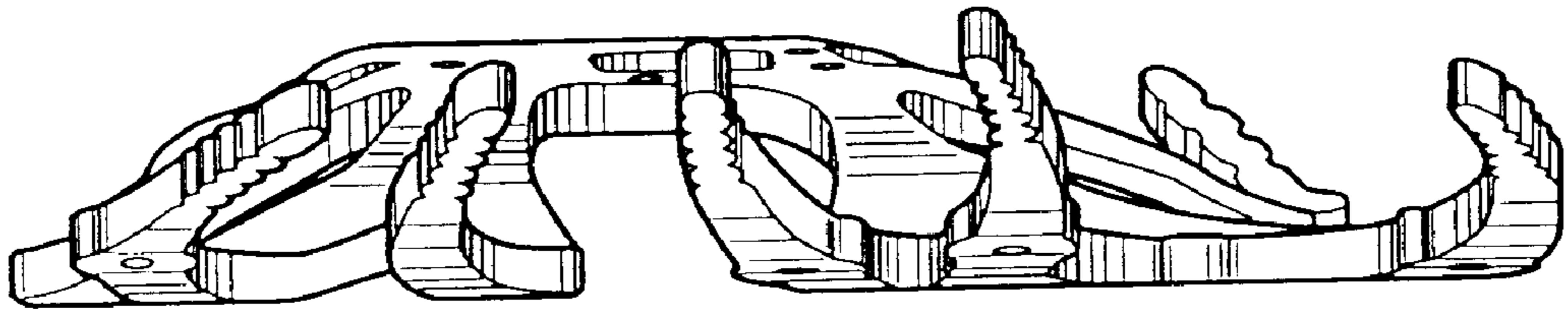


FIG. 6

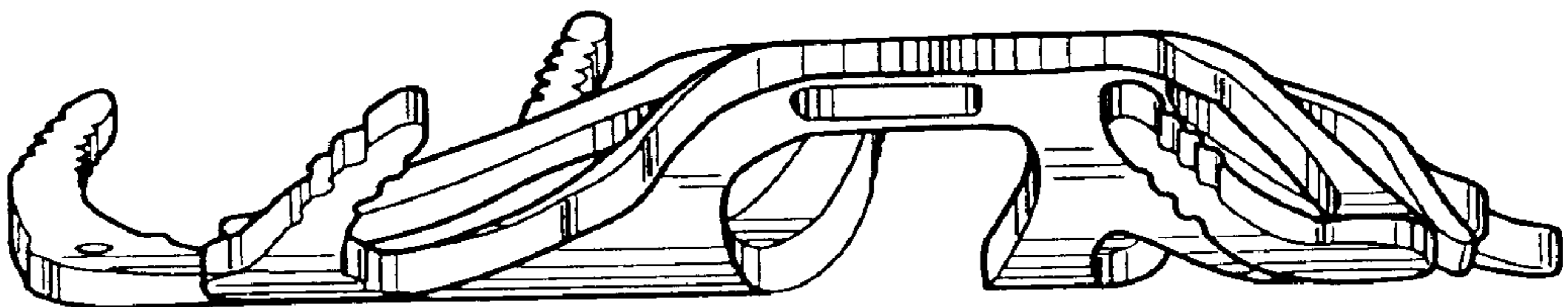


FIG. 7

