



US00D433208S

United States Patent [19] Elder

[11] Patent Number: Des. 433,208

[45] Date of Patent: ** Oct. 31, 2000

[54] **STACKABLE PALLET**

[75] Inventor: **Andrew W. Elder**, Carmel, Ind.

[73] Assignee: **Stratis Corporation**, Indianapolis, Ind.

[**] Term: **14 Years**

[21] Appl. No.: **29/100,896**

[22] Filed: **Feb. 19, 1999**

[51] **LOC (7) Cl.** **09-08**

[52] **U.S. Cl.** **D34/38**

[58] **Field of Search** D34/38; D13/118;
108/51.11, 901, 53.3, 54.1, 56.1, 57.1;
D9/455, 456

[56] **References Cited**

U.S. PATENT DOCUMENTS

D. 226,183	1/1973	Fujii et al.	D34/38
D. 226,187	1/1973	Melnick et al.	D34/38
D. 226,844	5/1973	Box	D34/38
D. 237,475	11/1975	Cardwell et al. .	
D. 256,904	9/1980	Perssom .	
D. 267,126	11/1982	Jonebrant	D34/38
D. 283,267	4/1986	Kero et al.	D34/38
D. 347,509	5/1994	Junaedi	D34/38
D. 348,136	6/1994	Haag et al. .	
D. 374,536	10/1996	Elder et al. .	
D. 390,317	2/1998	Fenton	D34/38
D. 393,519	4/1998	Wail et al.	D34/38
D. 408,610	4/1999	Mathias	D34/38
D. 411,682	6/1999	Edwards et al.	D34/38
3,187,691	6/1965	Leitzel .	
3,199,469	8/1965	Sullivan .	
3,228,358	1/1966	Sepe et al. .	
3,404,642	10/1968	Belcher et al.	108/51.11
3,424,110	1/1969	Toot .	
3,526,195	9/1970	Maryonovich .	
3,602,157	8/1971	Cohen	108/51.11
3,610,173	10/1971	Mellwraith	108/57.1
3,702,100	11/1972	Wharton .	

3,762,342	10/1973	Lawlor	108/51.11
3,880,093	4/1975	Schott .	
4,029,023	6/1977	Rosewicz et al. .	
4,318,351	3/1982	Munk .	
4,369,716	1/1983	Munk et al.	108/51.11
4,424,752	1/1984	Aberg .	
4,425,852	1/1984	Riviere .	
4,428,306	1/1984	Dresen et al. .	
4,838,176	6/1989	Bowser, Sr. et al. .	
5,046,434	9/1991	Breezer et al. .	
5,341,784	8/1994	Liu .	
5,408,937	4/1995	Knight, IV et al. .	
5,606,921	3/1997	Elder et al. .	

FOREIGN PATENT DOCUMENTS

0 487 180 A1	5/1992	European Pat. Off. .
0 523 737 A2	1/1993	European Pat. Off. .
0 523 737 A3	1/1993	European Pat. Off. .
0 725 010 A1	8/1996	European Pat. Off. .
2 666 069	2/1992	France .
9002386	6/1991	Netherlands .

Primary Examiner—Cynthia E Ramirez
Attorney, Agent, or Firm—Merchant & Gould P.C.

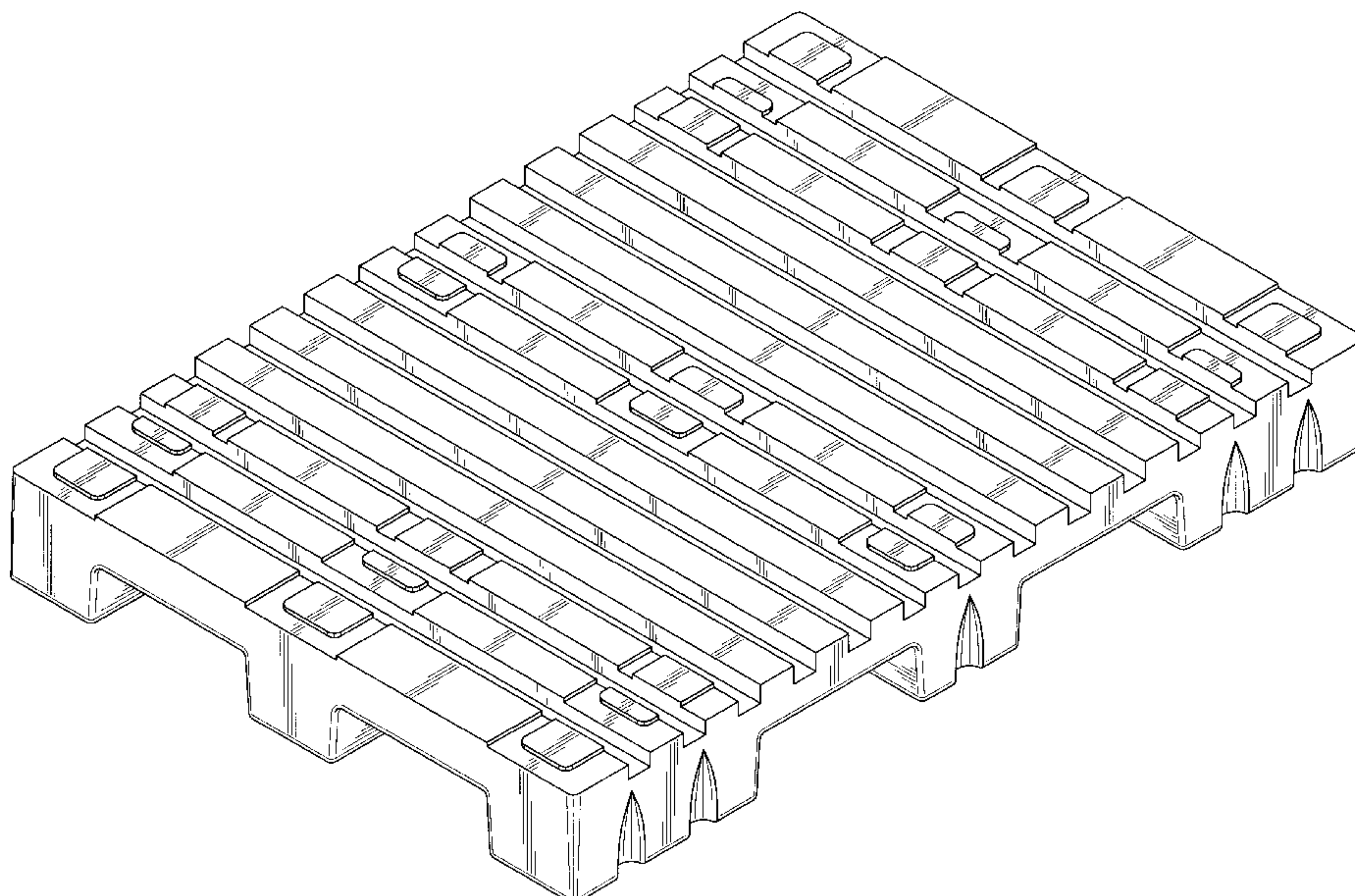
[57] **CLAIM**

The ornamental design for a stackable pallet, as shown and described.

DESCRIPTION

FIG. 1 shows a perspective view of a stackable pallet according to the principles of the present invention; FIG. 2 is a top plan view of the pallet shown in FIG. 1; FIG. 3 is a right side elevational view of the pallet shown in FIG. 1, a left side elevational view not being shown as it is a mirror image of the right side elevational view; FIG. 4 is a front elevational view of the pallet shown in FIG. 1, the rear elevational view not being shown as it is a mere image of the front elevational view; and, FIG. 5 is a bottom plan view of the pallet shown in FIG. 1.

1 Claim, 4 Drawing Sheets



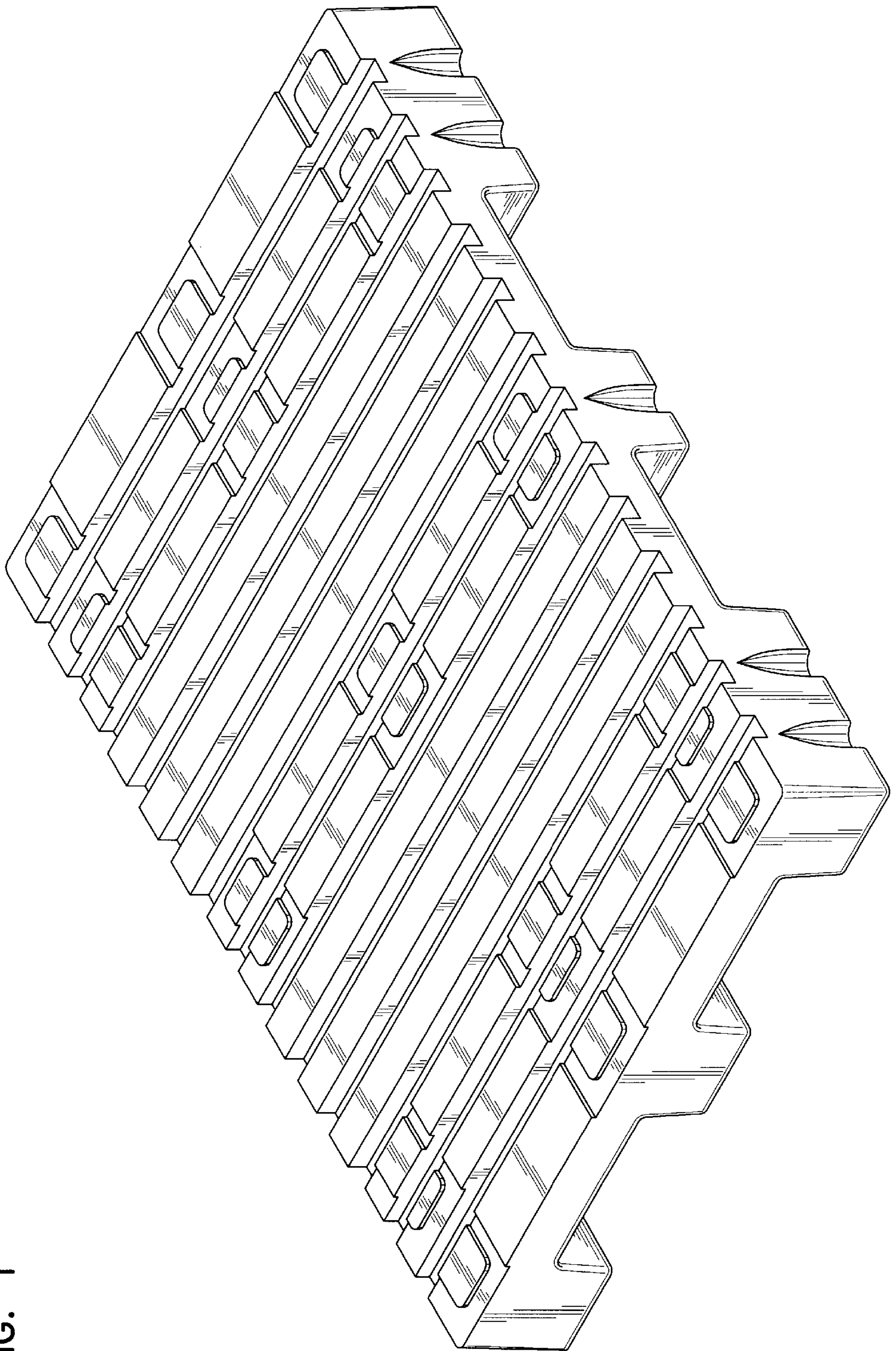


FIG. 1




FIG. 2

FIG. 3

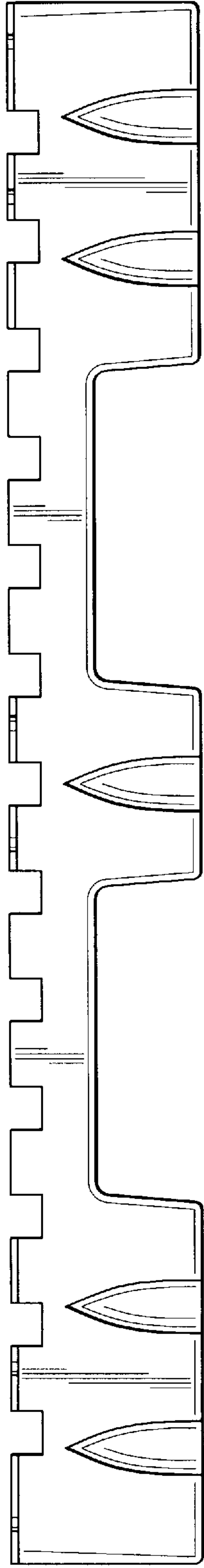


FIG. 4

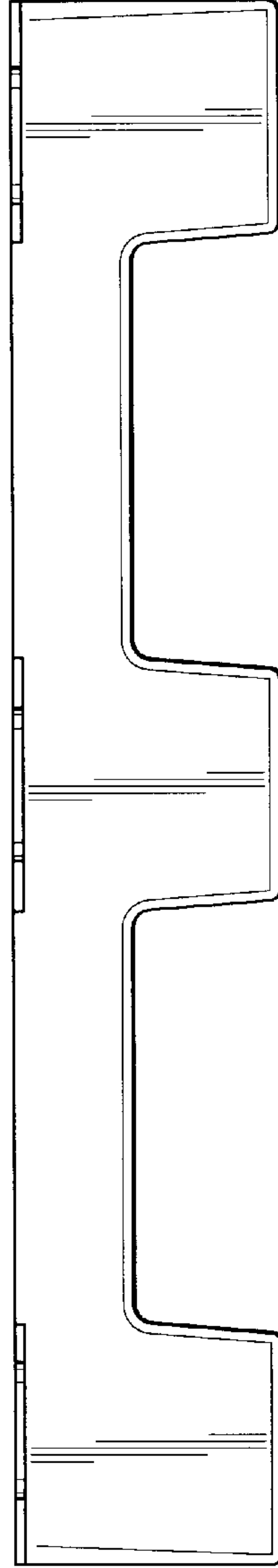


FIG. 5

