



US00D433201S

United States Patent [19]

[11] Patent Number: Des. 433,201

Wright et al.

[45] Date of Patent: ** Oct. 31, 2000

[54] VACUUM CLEANER DUST CUP

[75] Inventors: **Michael F. Wright**, Stow; **Charles J. Thur**; **Brett Latimer**, both of Mentor; **Paul D. Stephens**, Cleveland Heights; **Mark E. Cipolla**, Chardon, all of Ohio

[73] Assignee: **Royal Appliance Mfg. Co.**, Cleveland, Ohio

[**] Term: **14 Years**

[21] Appl. No.: **29/098,763**

[22] Filed: **Jan. 6, 1999**

Related U.S. Application Data

[63] Continuation-in-part of application No. 09/004,999, Jan. 9, 1998, and application No. 09/122,541, Jul. 24, 1998.

[51] **LOC (7) Cl.** **15-05**

[52] **U.S. Cl.** **D32/30**

[58] **Field of Search** 15/30, 31, 25, 15/347, 353; 55/327, 342, 345, 429, 439, 472, 459

References Cited

U.S. PATENT DOCUMENTS

- D. 307,657 5/1990 Li .
- D. 328,165 7/1992 Ferrari et al. .
- D. 343,707 1/1994 Dyson .

- D. 365,669 12/1995 Piccaluga et al. .
- D. 398,096 9/1998 Gildersleeve .
- D. 407,873 4/1999 Burchard et al. D32/31
- D. 407,874 4/1999 Burchard et al. D32/31
- D. 407,875 4/1999 Burchard et al. D32/31
- 4,665,582 5/1987 Richmond et al. .
- 5,145,499 9/1992 Dyson 55/337
- 5,254,147 10/1993 Finke 55/337
- 5,681,363 10/1997 Tucker et al. .
- 6,003,196 12/1999 Wright et al. 15/353
- 6,026,540 2/2000 Wright et al. 15/347

Primary Examiner—Mitchell Siegel
Attorney, Agent, or Firm—Fay, Sharpe, Fagan, Minnich & McKee, LLP

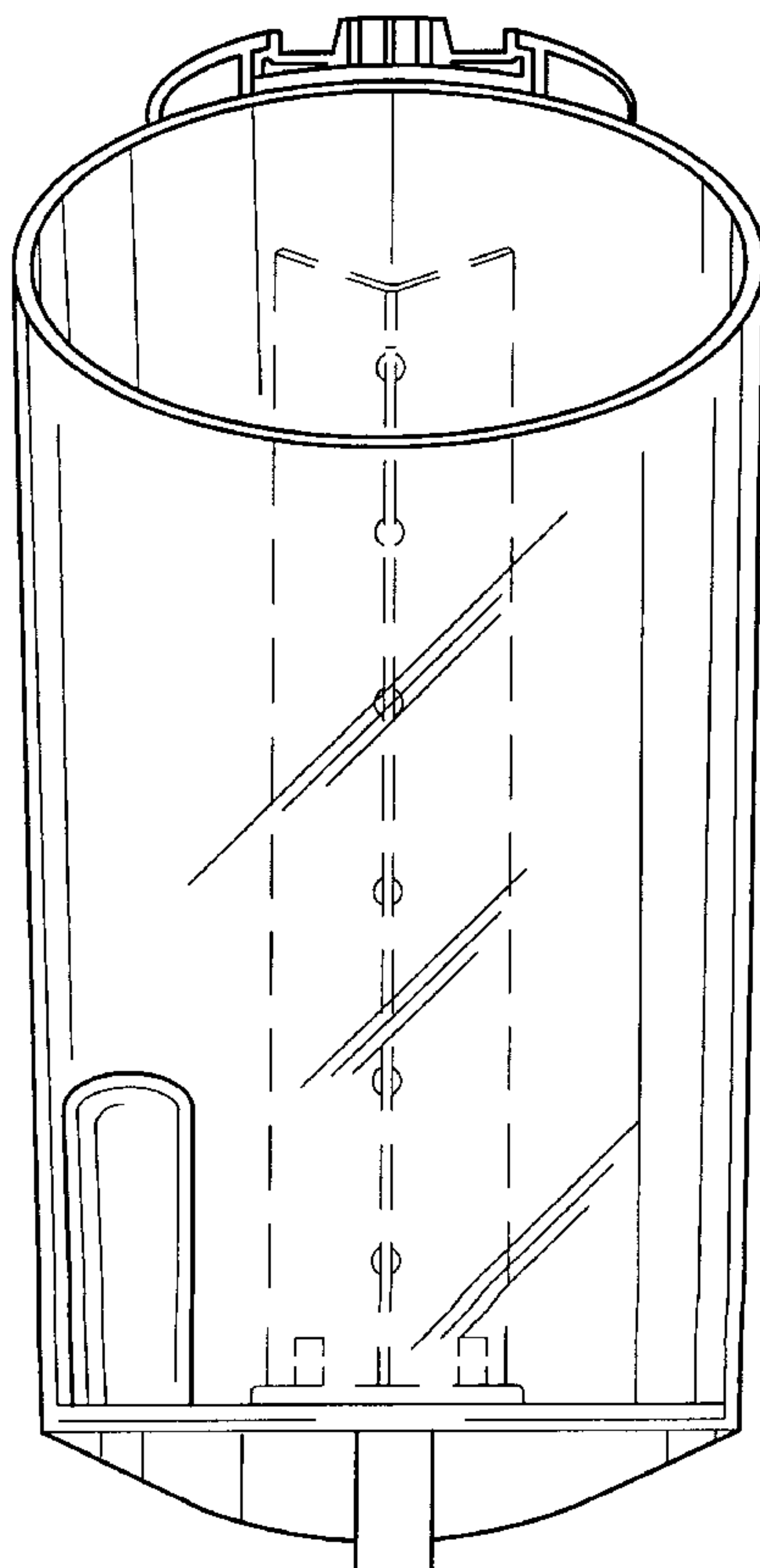
[57] CLAIM

The ornamental design for a vacuum cleaner dust cup, as shown and described.

DESCRIPTION

FIG. 1 is a front elevational view of a vacuum cleaner dust cup showing our new design; FIG. 2 is a rear elevational view thereof; FIG. 3 is a top plan view thereof; FIG. 4 is a right side elevational view thereof; FIG. 5 is a left side elevational view thereof; and, FIG. 6 is a bottom plan view thereof. The parts shown in broken lines in FIGS. 1–6 are shown for illustrative purposes only and form no part of the claimed design.

1 Claim, 3 Drawing Sheets



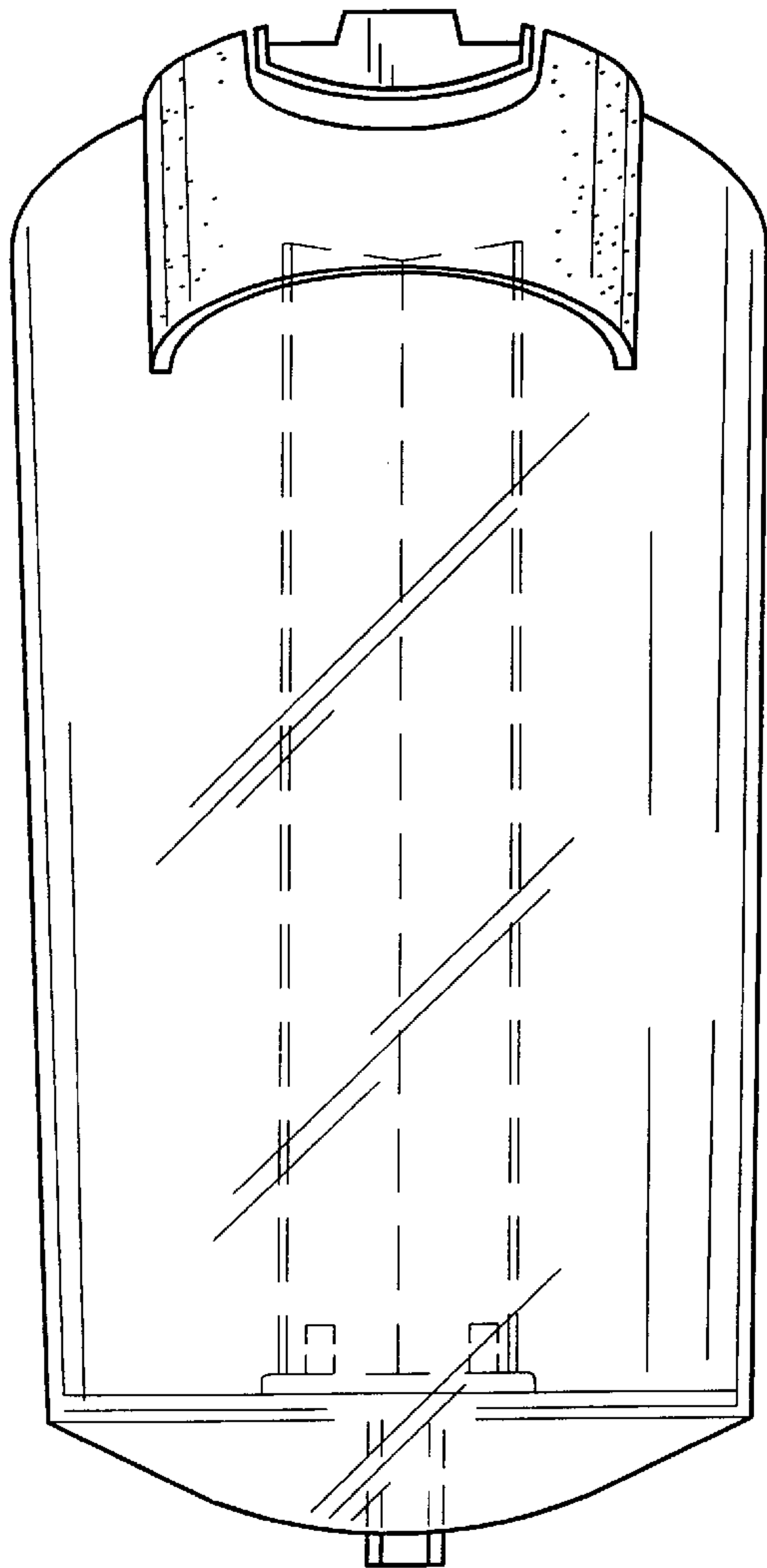


FIG. 1

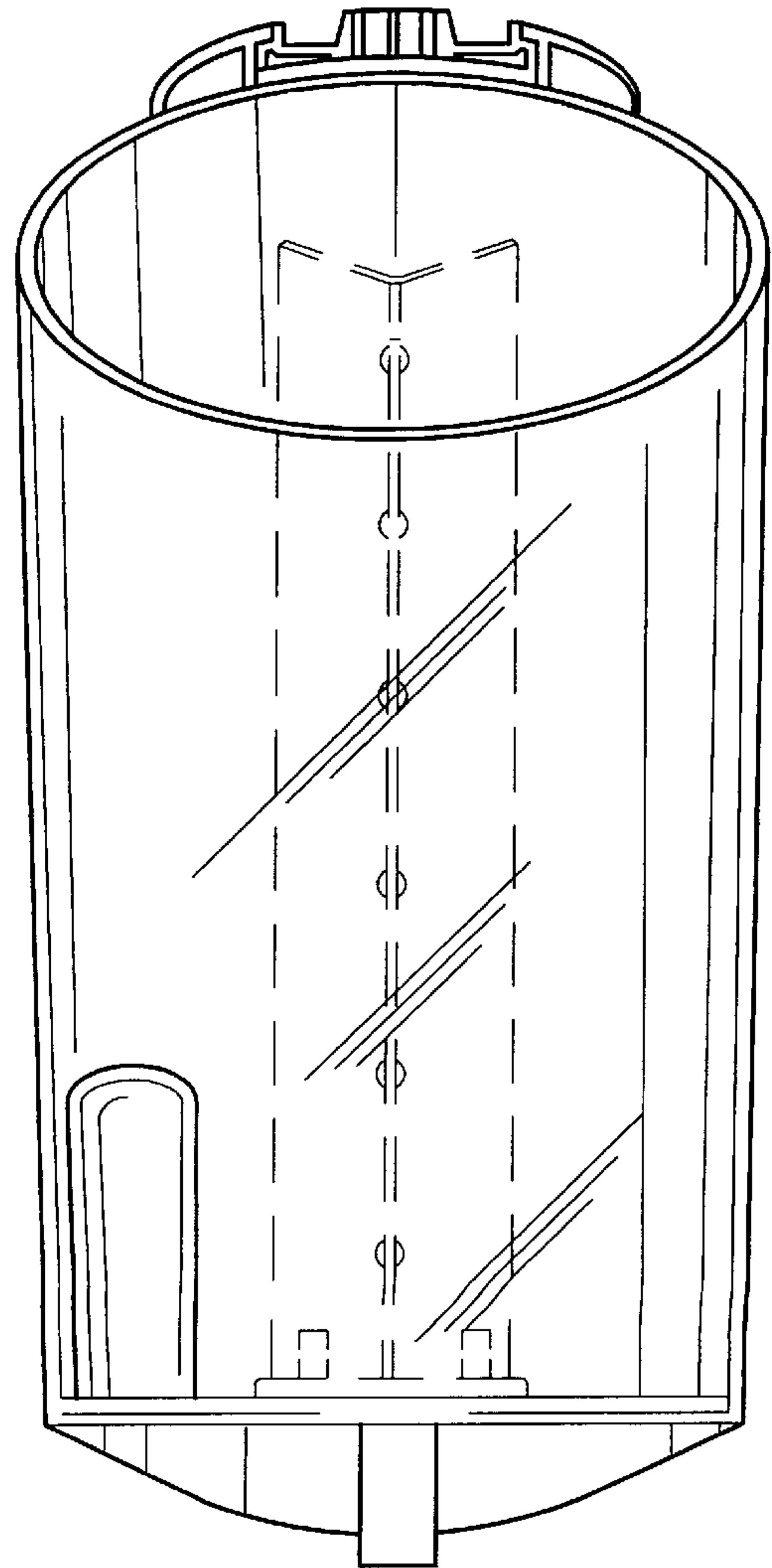


FIG. 2

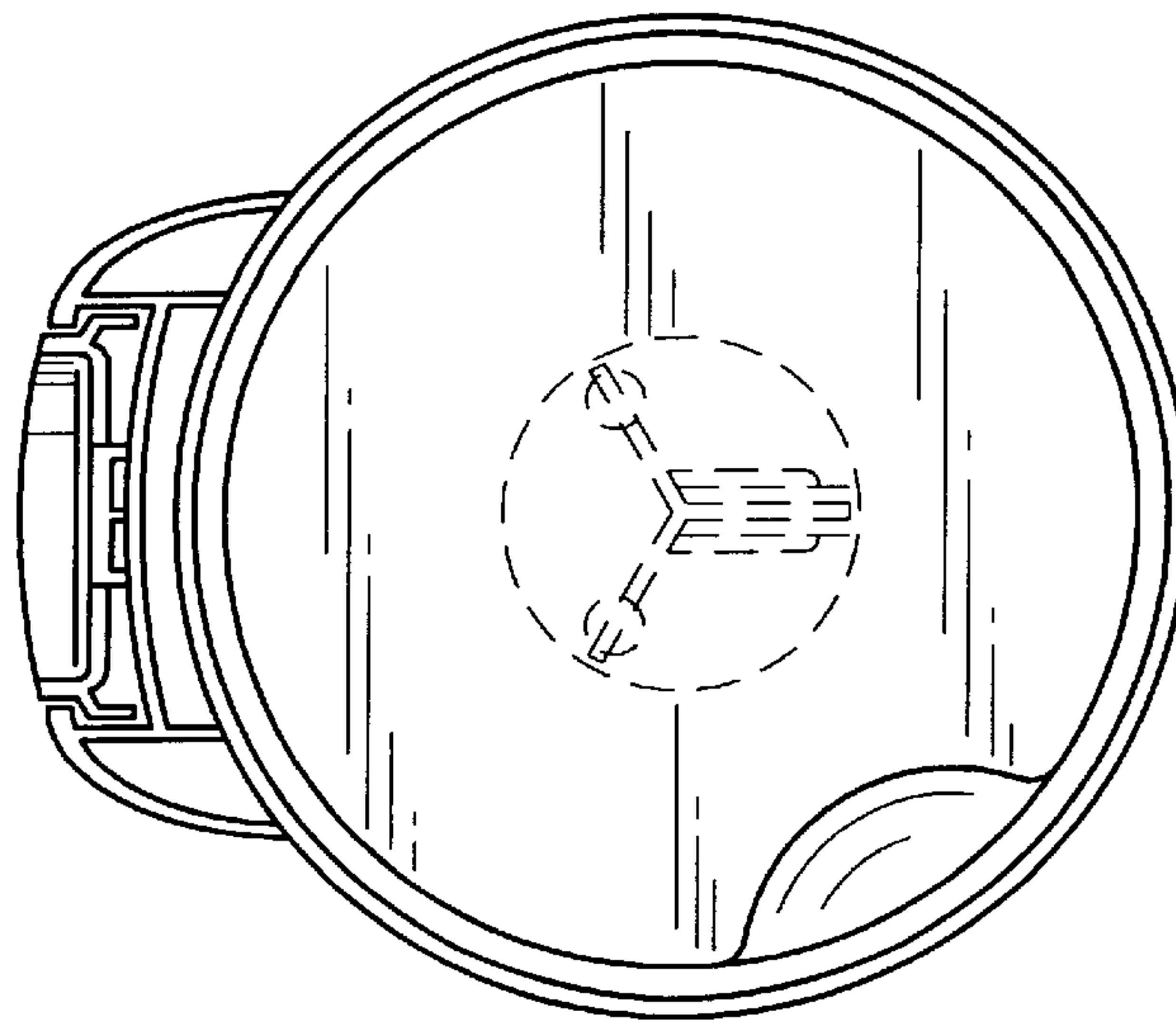


FIG. 3




FIG. 4

FIG. 5

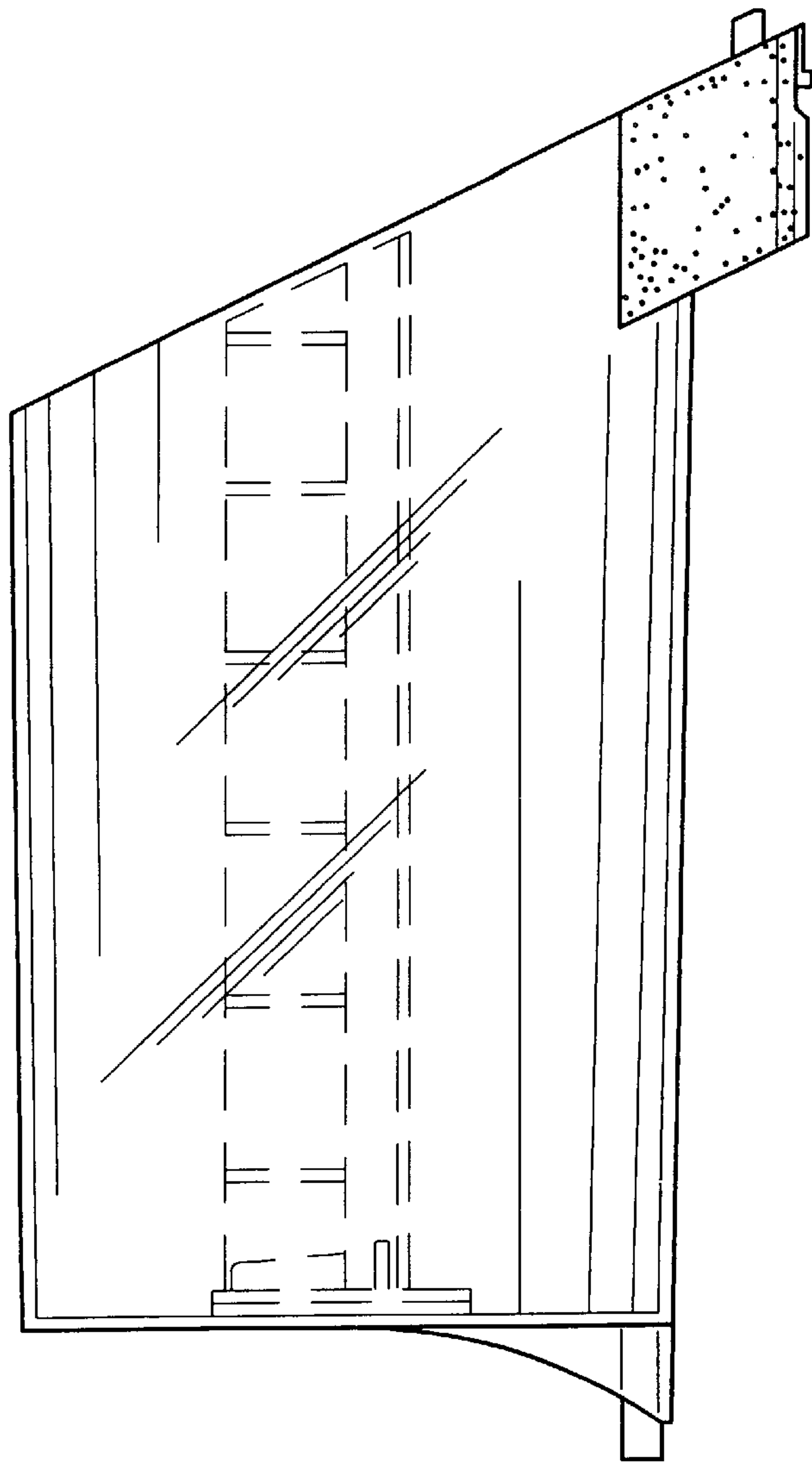


FIG. 6

