



US00D433189S

United States Patent [19]

[11] Patent Number: Des. 433,189

Schoon et al.

[45] Date of Patent: ** Oct. 31, 2000

[54] **NAIL IMPLEMENT WITH DETACHABLE BRUSH**

[75] Inventors: **Douglas Dean Schoon**, Laguna Niguel; **Suzanne Damon**, La Canada; **Thomas William Bachik, Jr.**, Oceanside, all of Calif.

[73] Assignee: **Creative Nail Design, Inc.**, Vista, Calif.

[**] Term: **14 Years**

[21] Appl. No.: **29/114,860**

[22] Filed: **Dec. 3, 1999**

[51] **LOC (7) Cl.** **28-03**

[52] **U.S. Cl.** **D28/56**

[58] **Field of Search** D28/7, 76, 77, D28/82, 84, 57, 59; D4/114, 116, 119, 127, 120, 121, 132, 135, 134; D9/338; 15/167.1, 167.3, 111, 188, 425; 132/73, 73.5, 74.5, 75, 75.3, 75.6; 401/135, 184, 288

[56] **References Cited**

U.S. PATENT DOCUMENTS

D. 116,216	9/1939	Brekke	D28/57
D. 200,457	2/1965	Sasmor	D4/121
D. 204,449	4/1966	Zavodsky	.	
D. 279,729	7/1985	Polanish	D4/135
D. 285,367	8/1986	Lindner	.	
D. 285,730	9/1986	Bulwick	.	
D. 378,026	2/1997	Balazs	.	
D. 394,128	5/1998	Atkinson	D28/57
657,011	8/1900	Schilz	.	

1,589,339	6/1926	Goldman	.	
1,925,140	9/1933	Gardiner	132/74.5
1,945,957	2/1934	Salmon	132/74.5
2,035,323	3/1936	Langdon	132/75.3
2,799,883	7/1957	Brady	.	
3,061,868	11/1962	Millor	401/135
4,144,611	3/1979	Brown	.	
4,471,507	9/1984	Schwartz	.	
4,765,350	8/1988	Moore	.	
5,359,749	11/1994	Chu	.	
5,430,905	7/1995	Curtin	D4/114
6,032,322	3/2000	Forsune	15/188

Primary Examiner—Paula A. Mortimer
Attorney, Agent, or Firm—Ward & Olivo

[57] **CLAIM**

The ornamental design for a nail implement with detachable brush, as shown and described.

DESCRIPTION

FIG. 1 is a perspective view of a nail implement with detachable brush showing our new design; FIG. 2 is a front elevational view thereof; FIG. 3 is a side elevational view thereof; FIG. 4 is a rear elevational view thereof; FIG. 5 is an exploded rear perspective view thereof; FIG. 6 is a bottom plan view thereof; FIG. 7 is a top plan view thereof; FIG. 8 is a top view taken in the direction of line 8—8 of FIG. 5; and, FIG. 9 is a bottom view taken in the direction of line 9—9 of FIG. 5.

1 Claim, 2 Drawing Sheets



FIG. 1



FIG. 2



FIG. 3



FIG. 4



FIG. 5

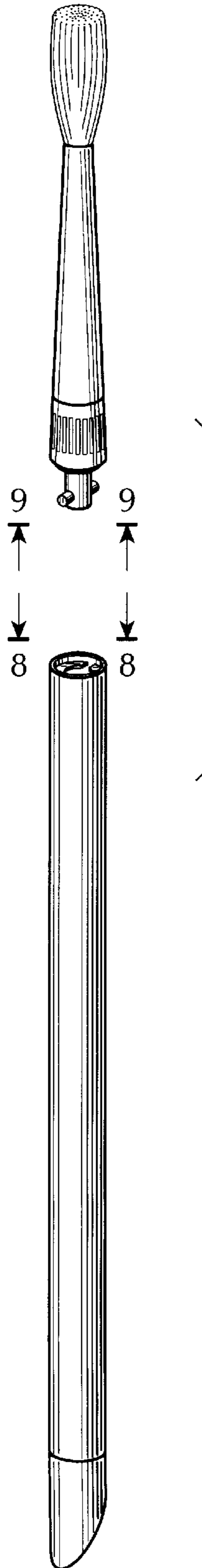


FIG. 6

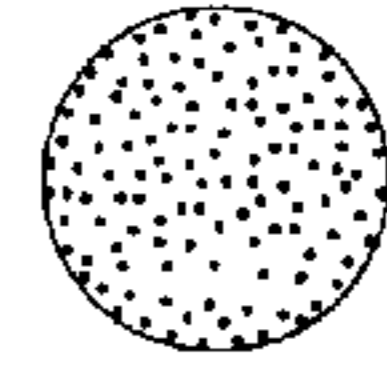


FIG. 7

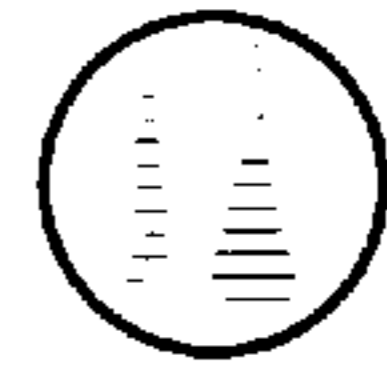


FIG. 8



FIG. 9

