



US00D433151S

United States Patent [19]

[11] Patent Number: Des. 433,151

Reiber et al.

[45] Date of Patent: ** *Oct. 31, 2000

[54] OFFICE WORKSPACE

[75] Inventors: Fred Reiber, San Francisco; Jean Bellas, Piedmont, both of Calif.

[73] Assignee: SpAce LLC, Chicago, Ill.

[*] Notice: This patent is subject to a terminal disclaimer.

[**] Term: 14 Years

[21] Appl. No.: 29/099,032

[22] Filed: Jan. 12, 1999

[51] LOC (7) Cl. 25-03

[52] U.S. Cl. D25/1

[58] Field of Search D25/1; 52/79.1, 52/79.7, 36.1, 239

[56] References Cited

U.S. PATENT DOCUMENTS

D. 399,572	10/1998	Ota et al.	D25/1
5,309,686	5/1994	Underwood et al.	52/239
5,687,513	11/1997	Baloga et al. .	
5,740,650	4/1998	Seiber et al. .	
5,746,034	5/1998	Luchetti et al. .	
5,746,035	5/1998	Seiber et al. .	
5,768,845	6/1998	Beaulieu et al.	52/239
5,784,843	7/1998	Greer et al. .	
5,809,708	9/1998	Greer et al. .	
5,816,001	10/1998	Goodman et al. .	
5,823,643	10/1998	Feldpausch et al. .	

Primary Examiner—Doris Clark
Attorney, Agent, or Firm—Christensen O'Connor Johnson & Kindness PLLC

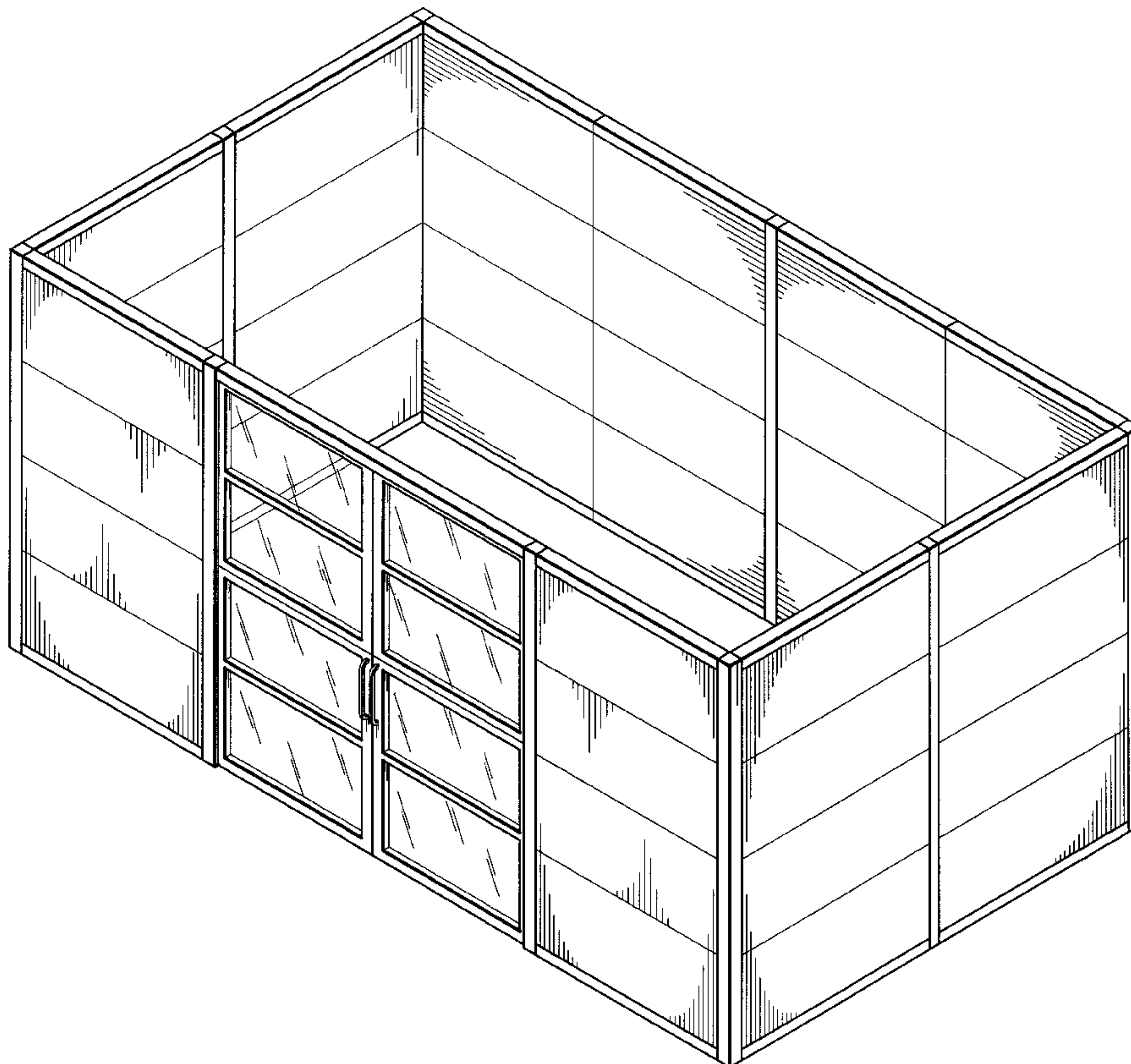
[57] CLAIM

The ornamental design for the office workspace, as shown and described.

DESCRIPTION

FIG. 1 is a front isometric view of a office workspace provided in accordance with a first embodiment of the present invention;
 FIG. 2 is a front elevational view thereof;
 FIG. 3 is a front elevational view of the office workspace illustrated in FIG. 1, showing the doors in an open position;
 FIG. 4 is a left side elevational view thereof, the right side elevational view being identical;
 FIG. 5 is a rear elevational view thereof;
 FIG. 6 is a top plan view thereof;
 FIG. 7 is a bottom plan view thereof;
 FIG. 8 is a front elevational view of an office workspace provided in accordance with a second embodiment of the present invention;
 FIG. 9 is a front elevational view of the office workspace illustrated in FIG. 8, showing the doors in an open position;
 FIG. 10 is a left side elevational view, the right side elevational view being identical; and,
 FIG. 11 is a rear elevational view of the office workspace of FIG. 8, the top plan and bottom plan views thereof being identical to FIGS. 6 and 7, respectively.

1 Claim, 11 Drawing Sheets






Fig. 1.




Fig. 2.

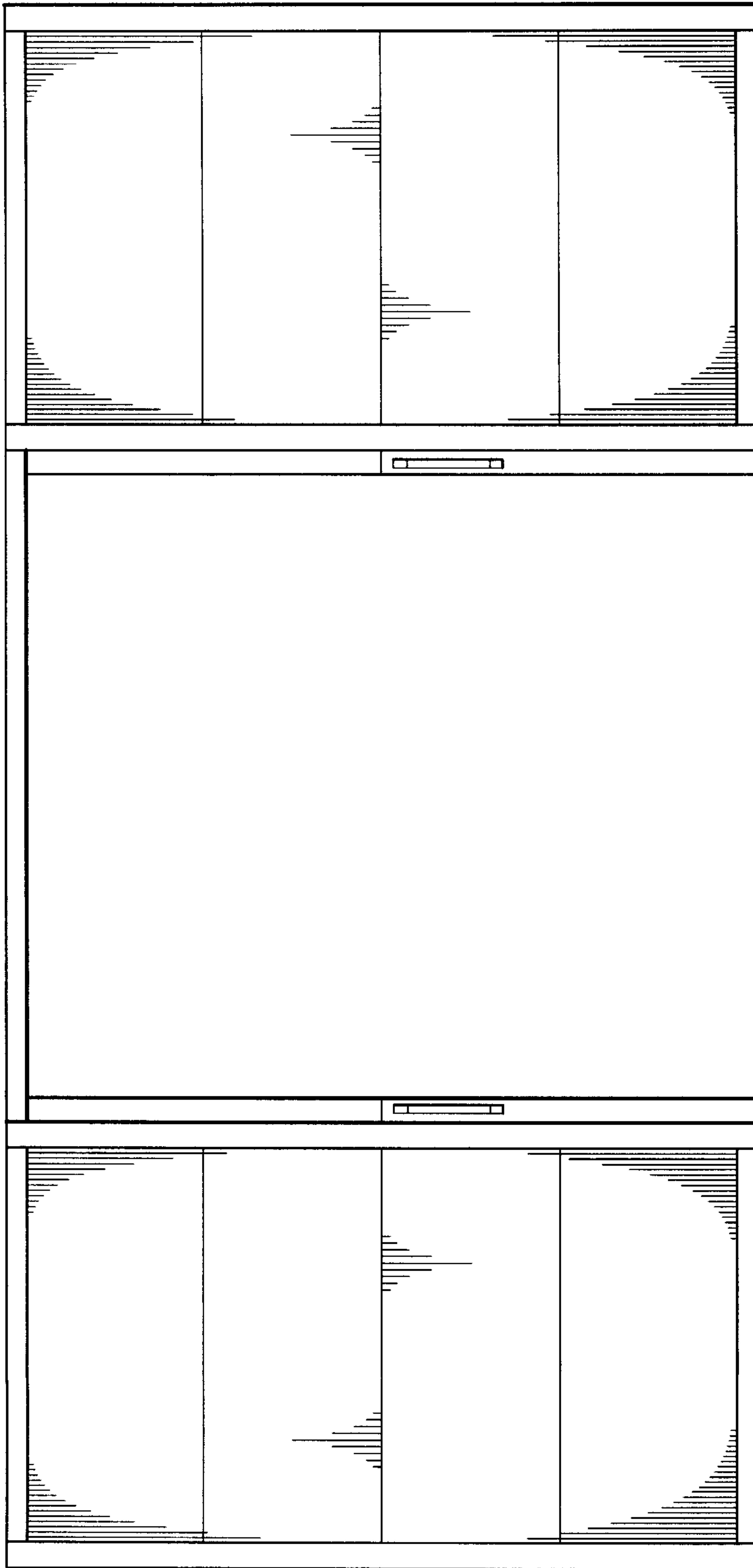


Fig. 3

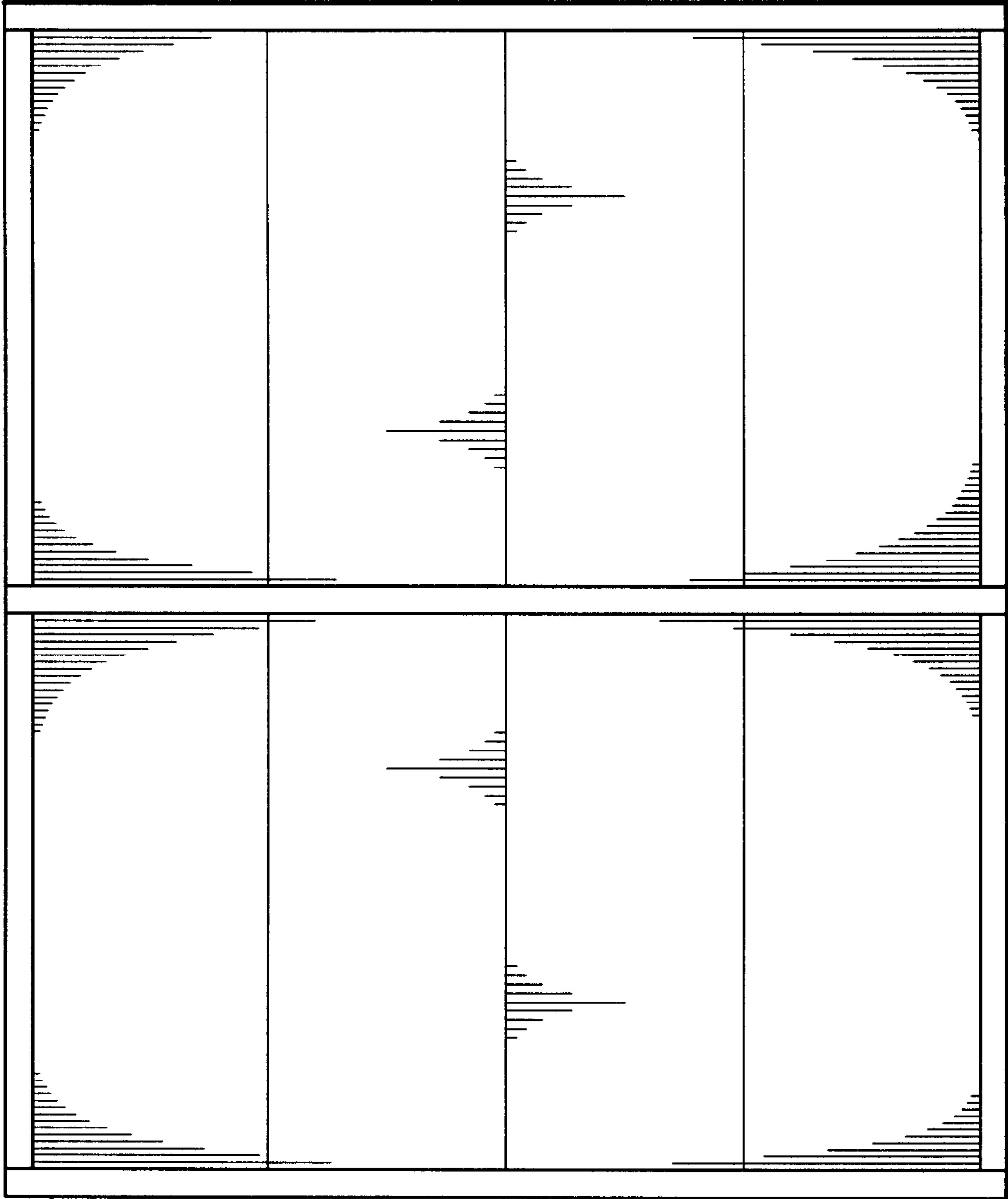


Fig. 4.

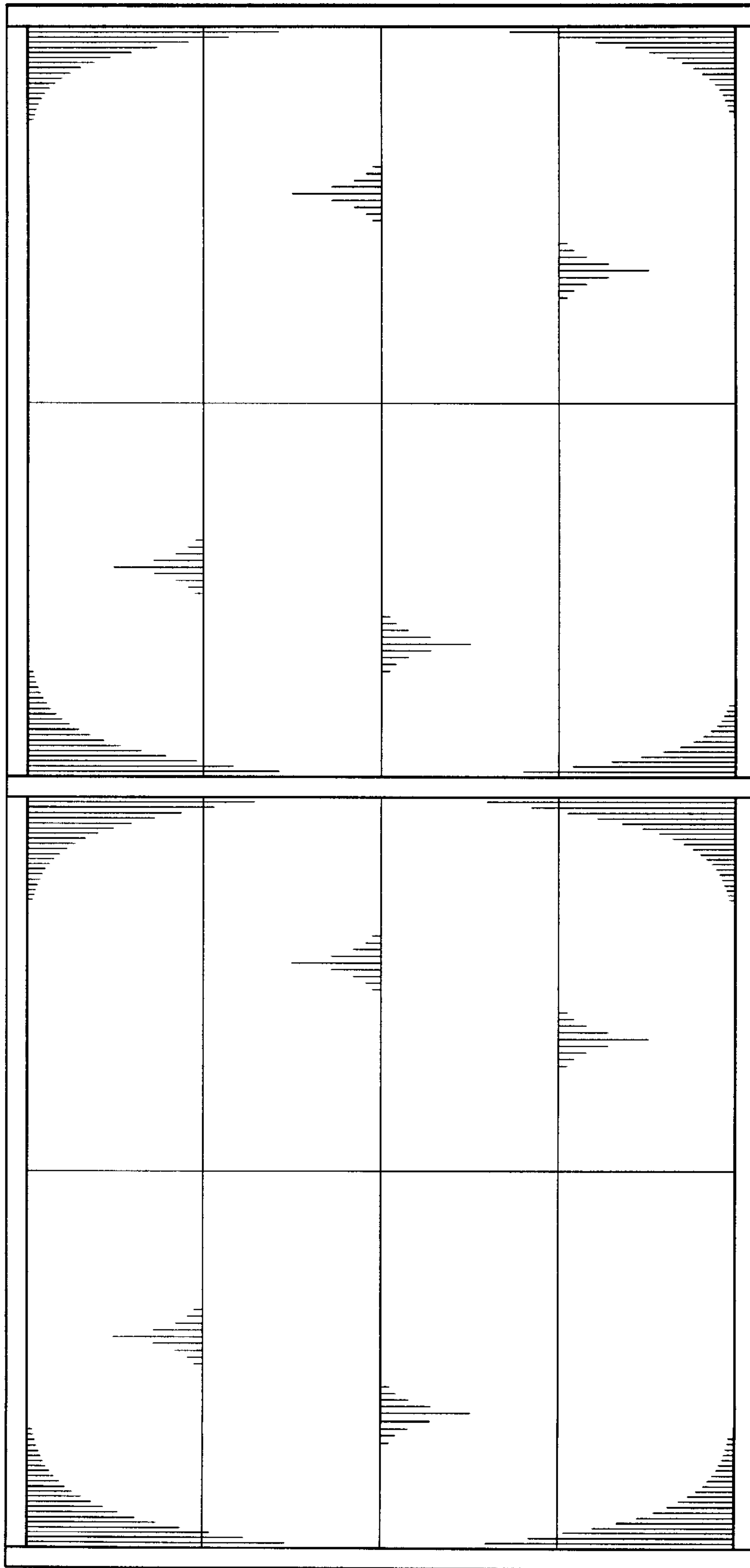


Fig. 5.




Fig. 6.




Fig. 7.




Fig. 8.




Fig. 9.

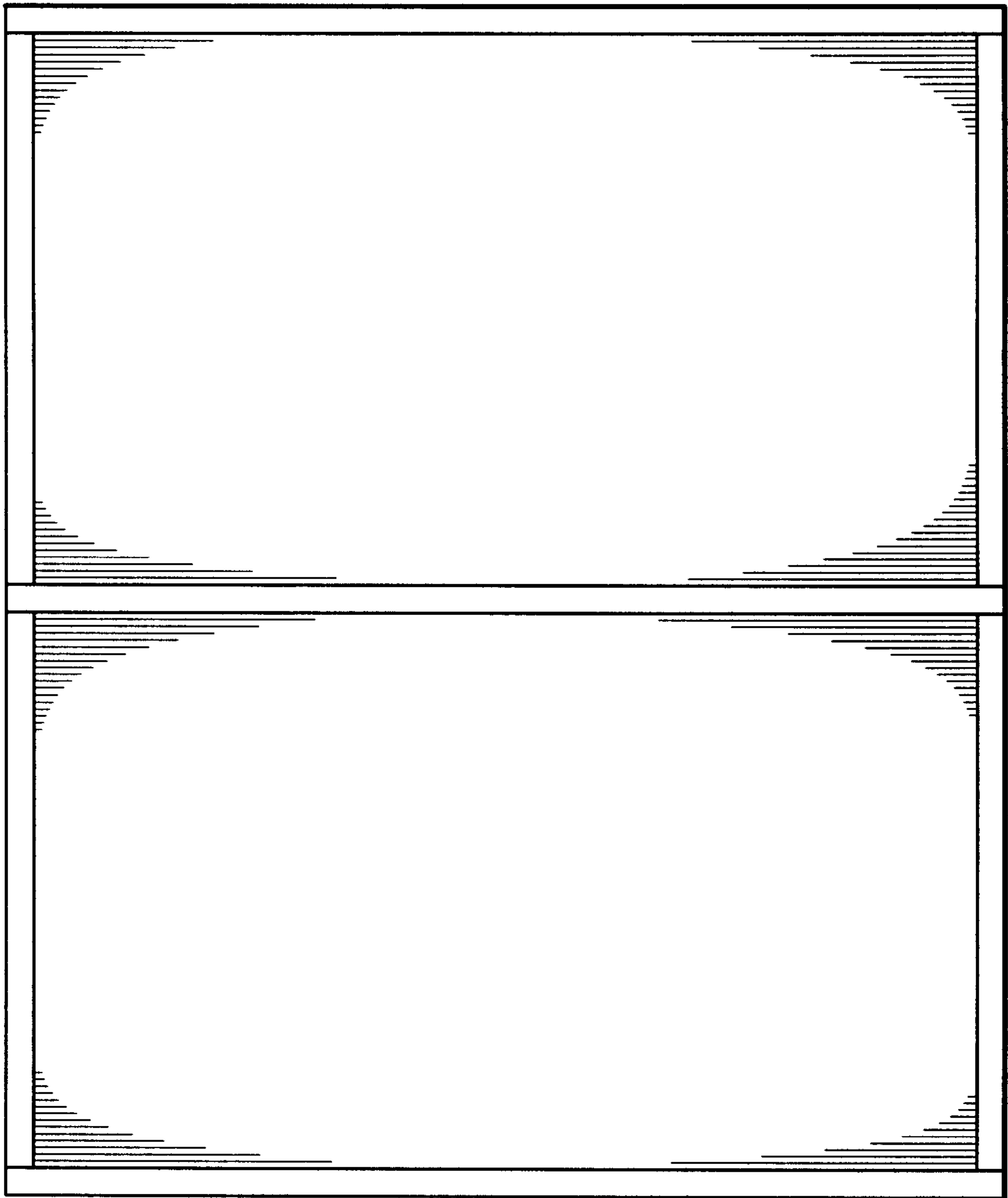


Fig. 10.

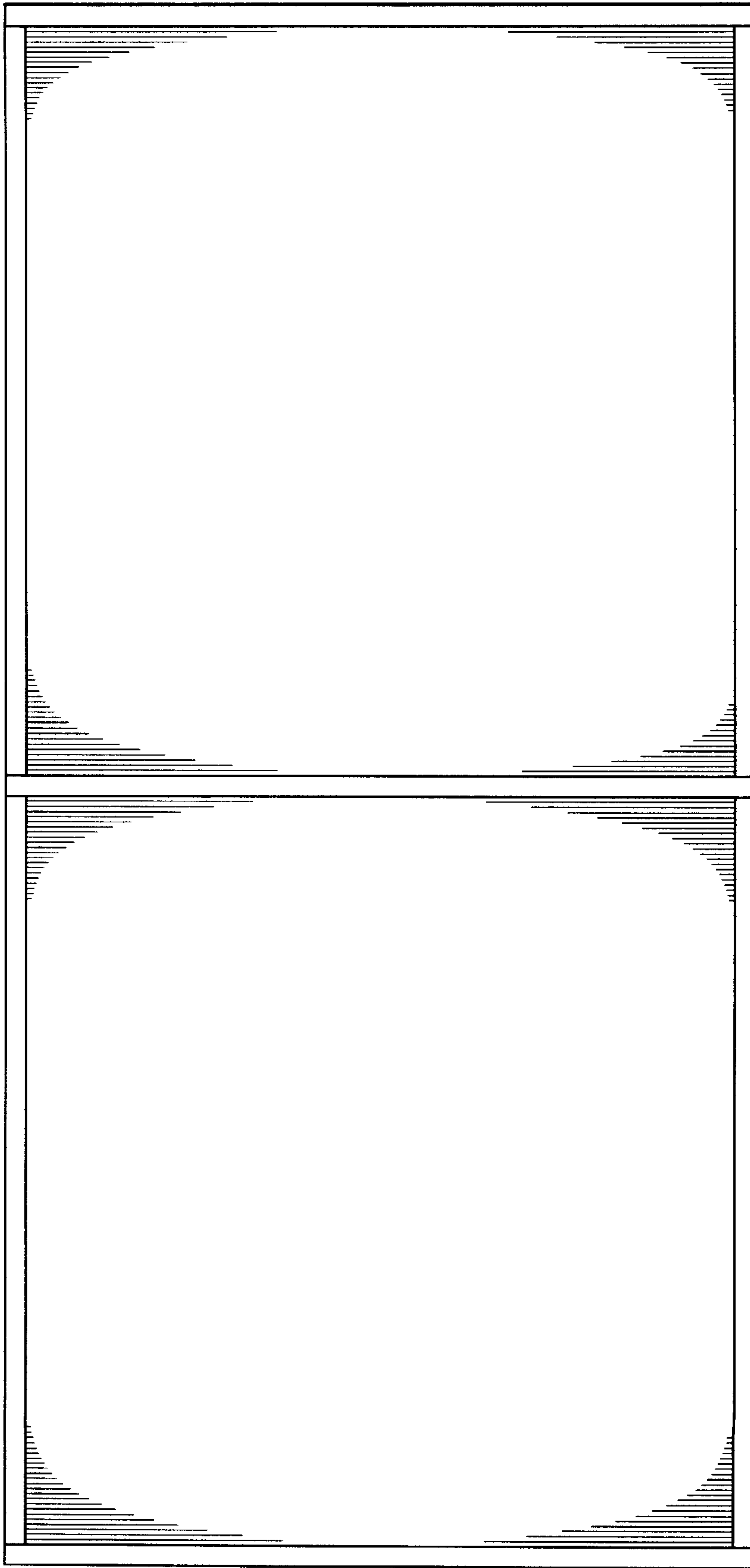


Fig. 11.

UNITED STATES PATENT AND TRADEMARK OFFICE
CERTIFICATE OF CORRECTION

PATENT NO. : Des. 433,151
DATED : October 31, 2000
INVENTOR(S) : F. Rieber et al.

It is certified that error appears in the above-identified patent and that said Letters Patent is hereby corrected as shown below:

<u>COLUMN</u>	<u>LINE</u>	<u>ERROR</u>
Pg. 1, col. 1	Second Line	"Reiber et al." should read -- Rieber et al. --
[75] Pg. 1, col. 1	Inventors	"Reiber" should read -- Rieber --
Pg. 1, col. 2 Description	1	"a office" should read -- an office --

Signed and Sealed this
Twenty-ninth Day of May, 2001



NICHOLAS P. GODICI

Attest:

Attesting Officer

Acting Director of the United States Patent and Trademark Office