



US00D433141S

United States Patent [19]

Nash et al.

[11] Patent Number: **Des. 433,141**

[45] Date of Patent: **** Oct. 31, 2000**

[54] **BANDAGE**

[76] Inventors: **Alan E. Nash; Suzanne O. Nash**, both of 50 Green St., Canton, Mass. 02021

[**] Term: **14 Years**

[21] Appl. No.: **29/115,076**

[22] Filed: **Dec. 7, 1999**

[51] **LOC (7) Cl.** **24-04**

[52] **U.S. Cl.** **D24/189**

[58] **Field of Search** D24/189; 602/41-47, 602/52, 54, 55, 57, 58, 59

[56] **References Cited**

U.S. PATENT DOCUMENTS

- D. 267,631 1/1983 Beechuk D9/523
- D. 404,134 1/1999 Dunshee D24/189
- D. 404,135 1/1999 Dunshee D24/189

- D. 408,540 4/1999 Dunshee et al. D24/189
- D. 410,546 6/1999 Brogden et al. D24/189
- D. 423,105 4/2000 Oberlin D24/189
- 4,285,338 8/1981 Lemelson 602/58

Primary Examiner—Stella Reid
Attorney, Agent, or Firm—Steven N. Fox; Hancock & Estabrook, LLP

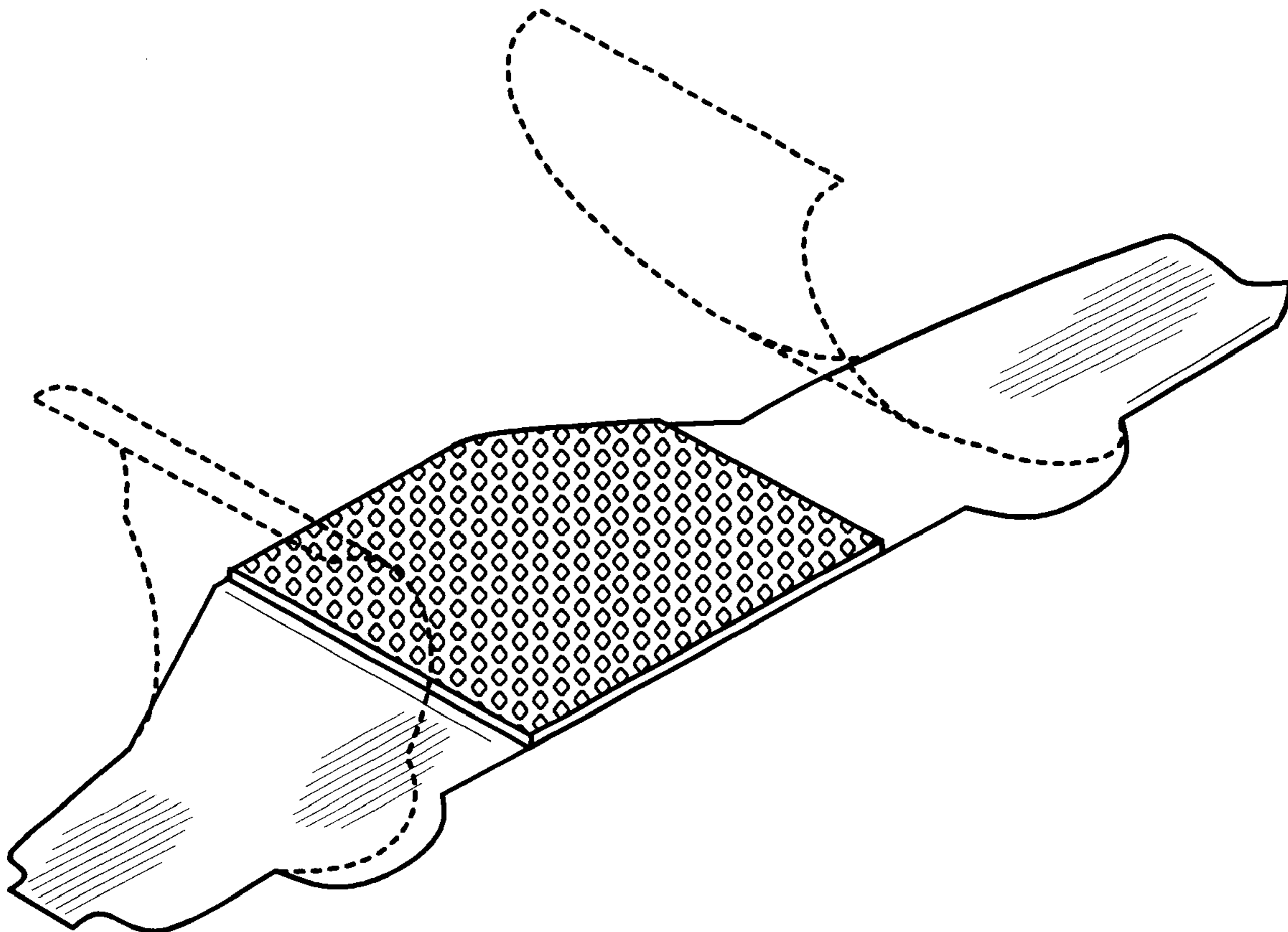
[57] **CLAIM**

The ornamental design for a bandage, as shown and described.

DESCRIPTION

FIG. 1 is a perspective view of the present invention; FIG. 2 is a top plan view of the present invention; and, FIG. 3 is a bottom plan view of the present invention. The broken line showing in FIG. 1 is for illustrative purposes only and forms no part of the claimed design.

1 Claim, 1 Drawing Sheet



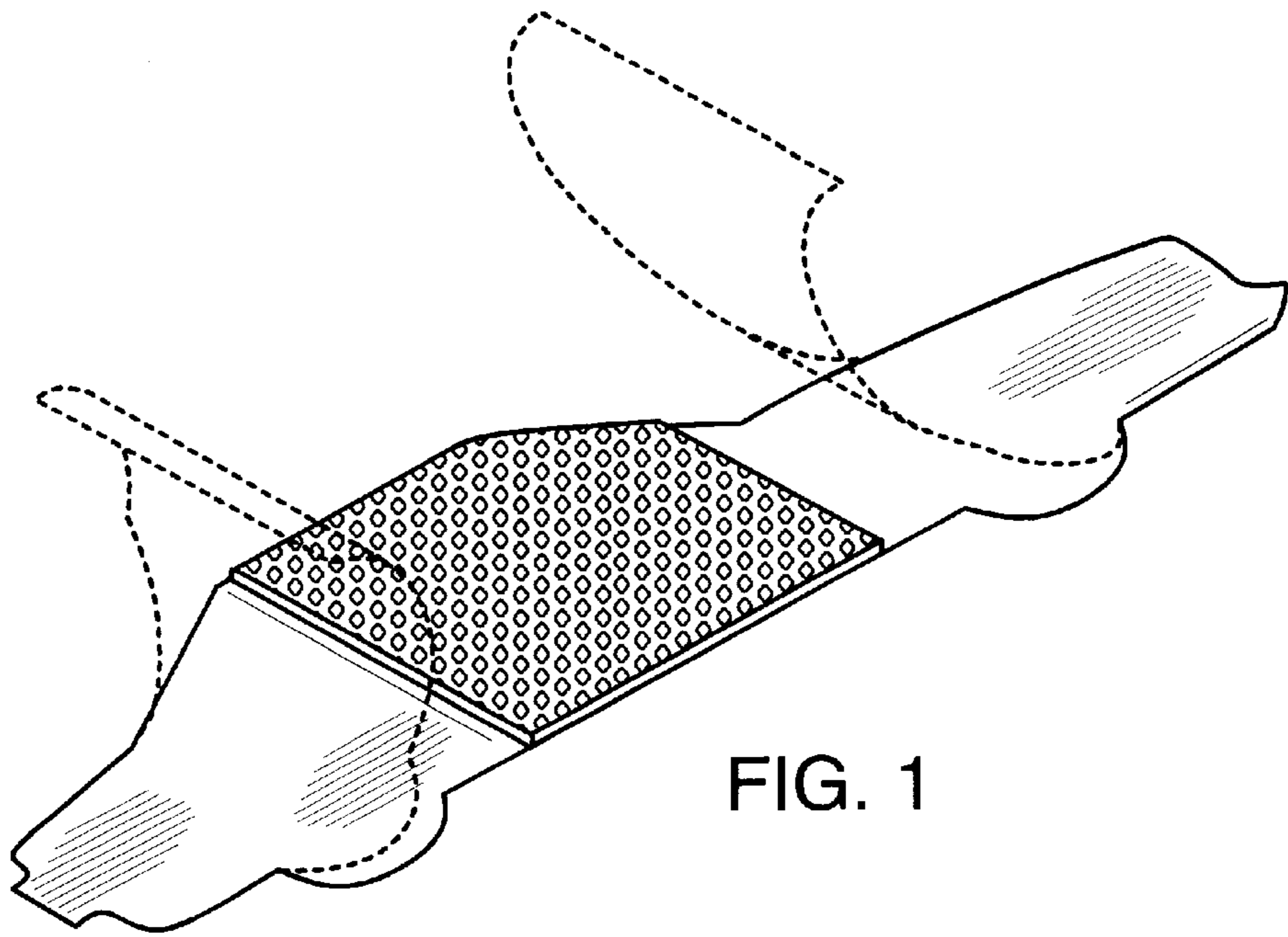


FIG. 1

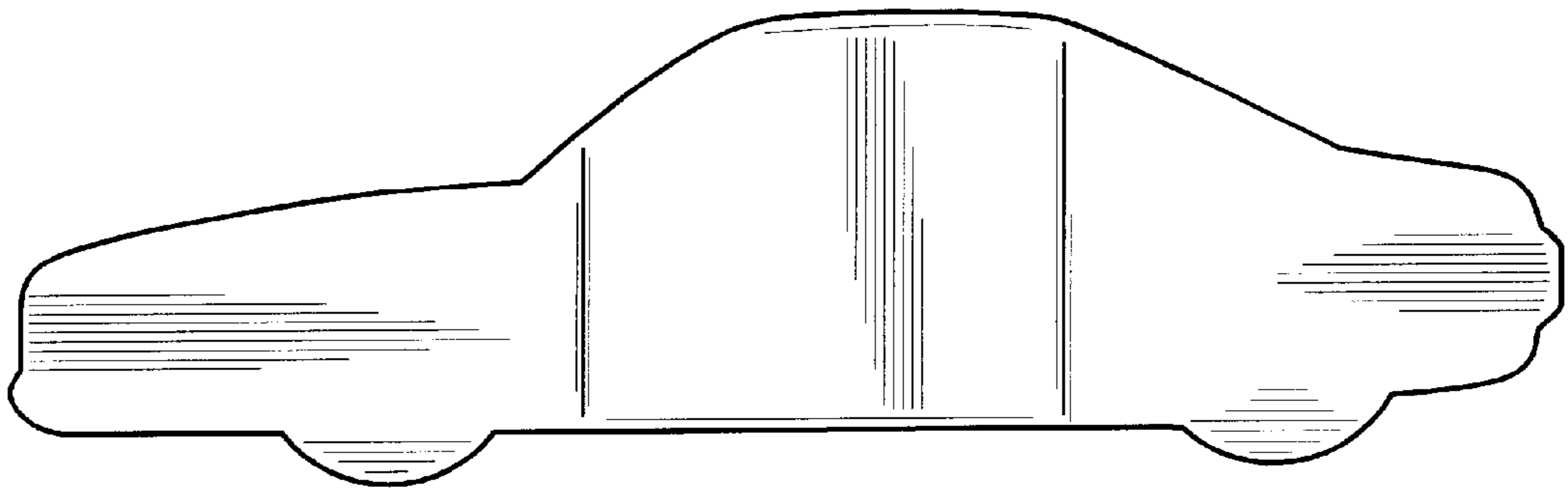


FIG. 2

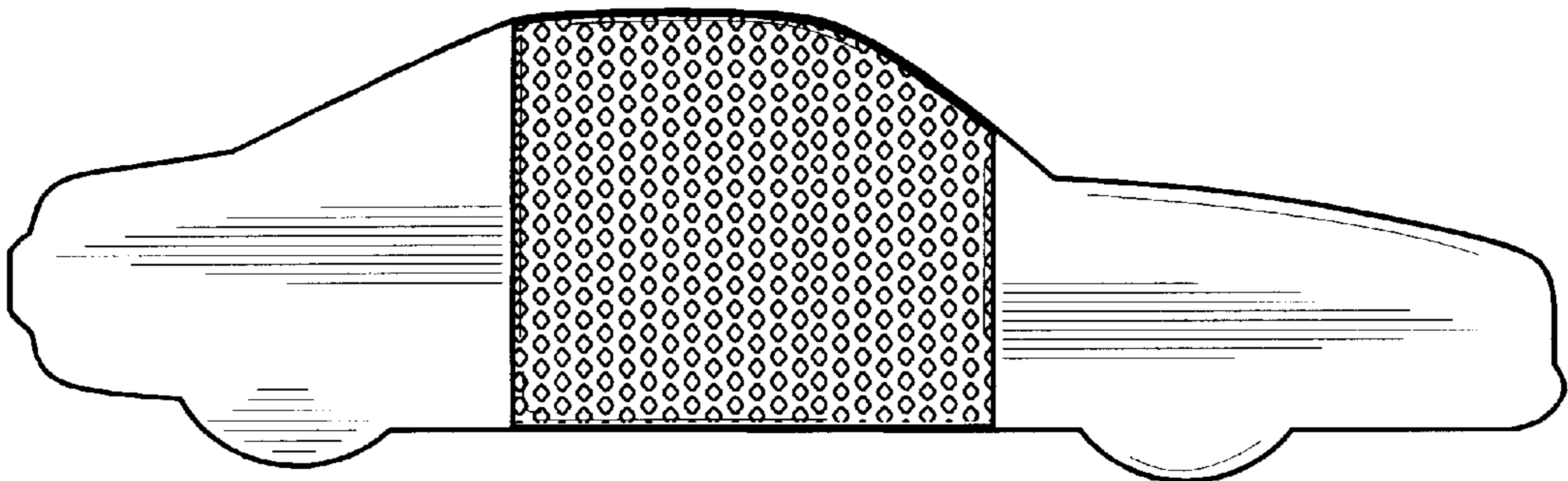


FIG. 3