



US00D433120S

# United States Patent [19]

Hakuta et al.

[11] Patent Number: Des. 433,120

[45] Date of Patent: \*\* \*Oct. 31, 2000

[54] HOUSING FOR A FLUID PRESSURE DEVICE

5,785,359 7/1998 Nagai et al. .

5,809,831 9/1998 Nagai et al. .... 310/112

[75] Inventors: **Kouichi Hakuta**, Tokyo; **Masahiro Okuma**, Ibaraki-ken, both of Japan

[73] Assignee: **SMC Kabushiki Kaisha**, Tokyo, Japan

[\*] Notice: This patent is subject to a terminal disclaimer.

[\*\*] Term: **14 Years**

[21] Appl. No.: **29/085,047**

[22] Filed: **Mar. 16, 1998**

### [30] Foreign Application Priority Data

Sep. 22, 1997 [JP] Japan ..... 9-68703

[51] LOC (7) Cl. .... **23-99**

[52] U.S. Cl. .... **D23/499**

[58] Field of Search ..... D23/260, 266; D25/119, 122, 124; D34/27, 35; 74/89.1, 490.09; 310/112; 285/191, 325; 403/255

### [56] References Cited

#### U.S. PATENT DOCUMENTS

5,761,960 6/1998 Nagai et al. .... 74/490.09

*Primary Examiner*—Alan P. Douglas  
*Assistant Examiner*—Reid Hecker  
*Attorney, Agent, or Firm*—Oblon, Spivak, McClelland, Maier & Neustadt, P.C.

### [57] CLAIM

The ornamental design for housing for a fluid pressure device, as shown and described.

### DESCRIPTION

FIG. 1 is a top and front perspective view of housing for a fluid pressure device, showing our new design;

FIG. 2 is a front view thereof;

FIG. 3 is a top plan view thereof, the bottom plan view being a mirror image of the top plan view shown;

FIG. 4 is a rear view thereof; and,

FIG. 5 is a right side view thereof, the left side view being a mirror image of the right side view shown.

**1 Claim, 5 Drawing Sheets**

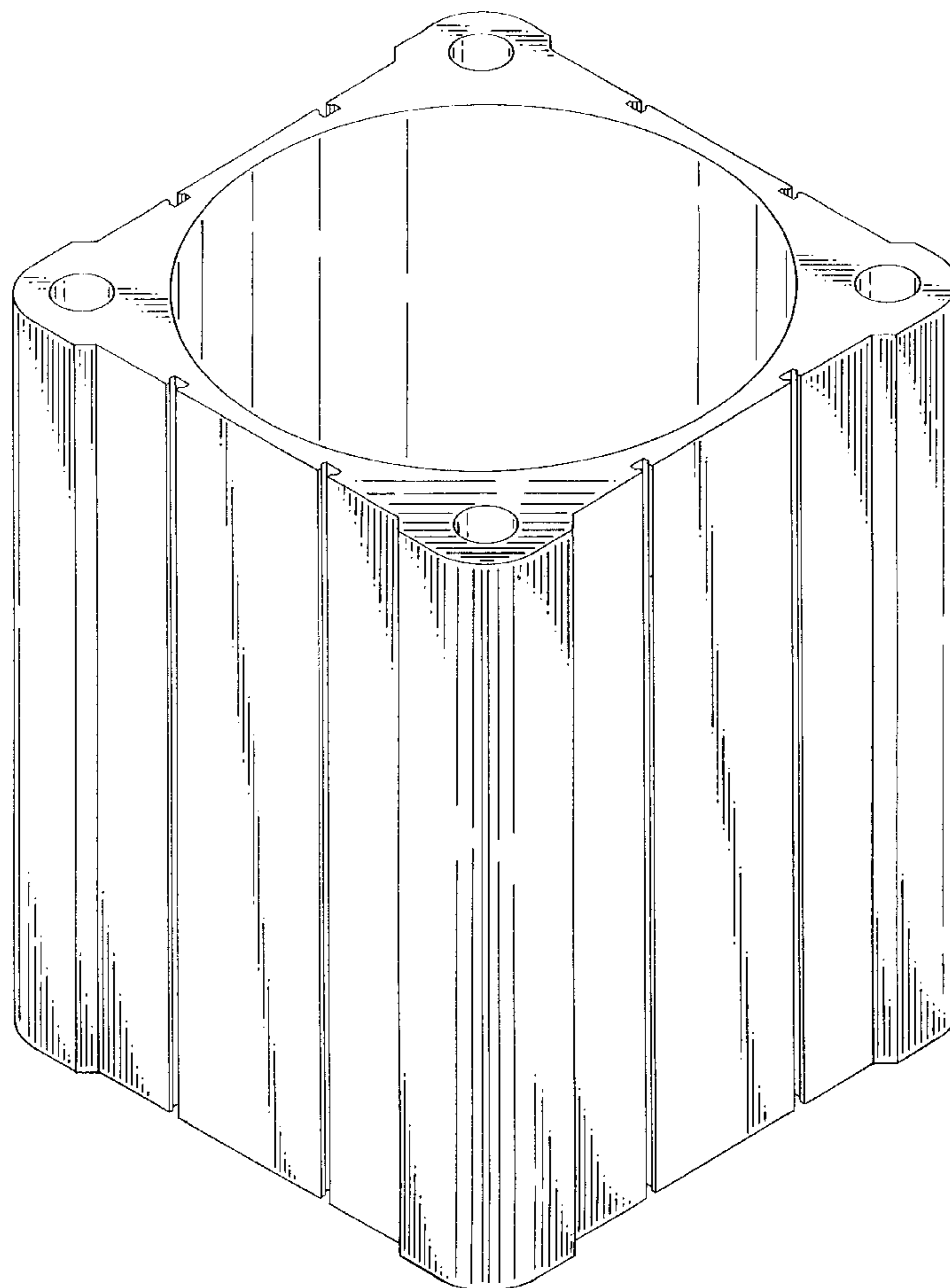


FIG. 1

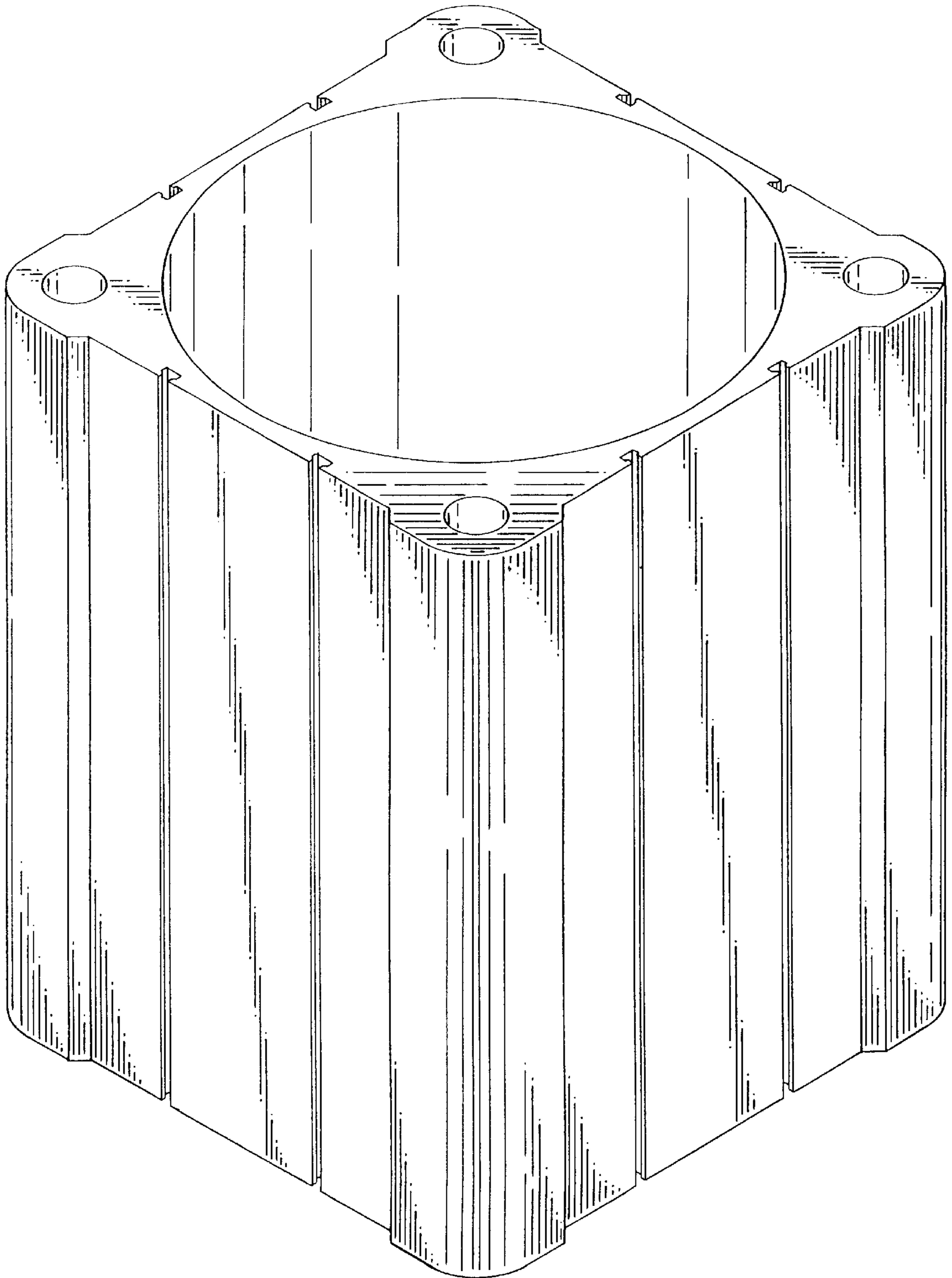


FIG. 2

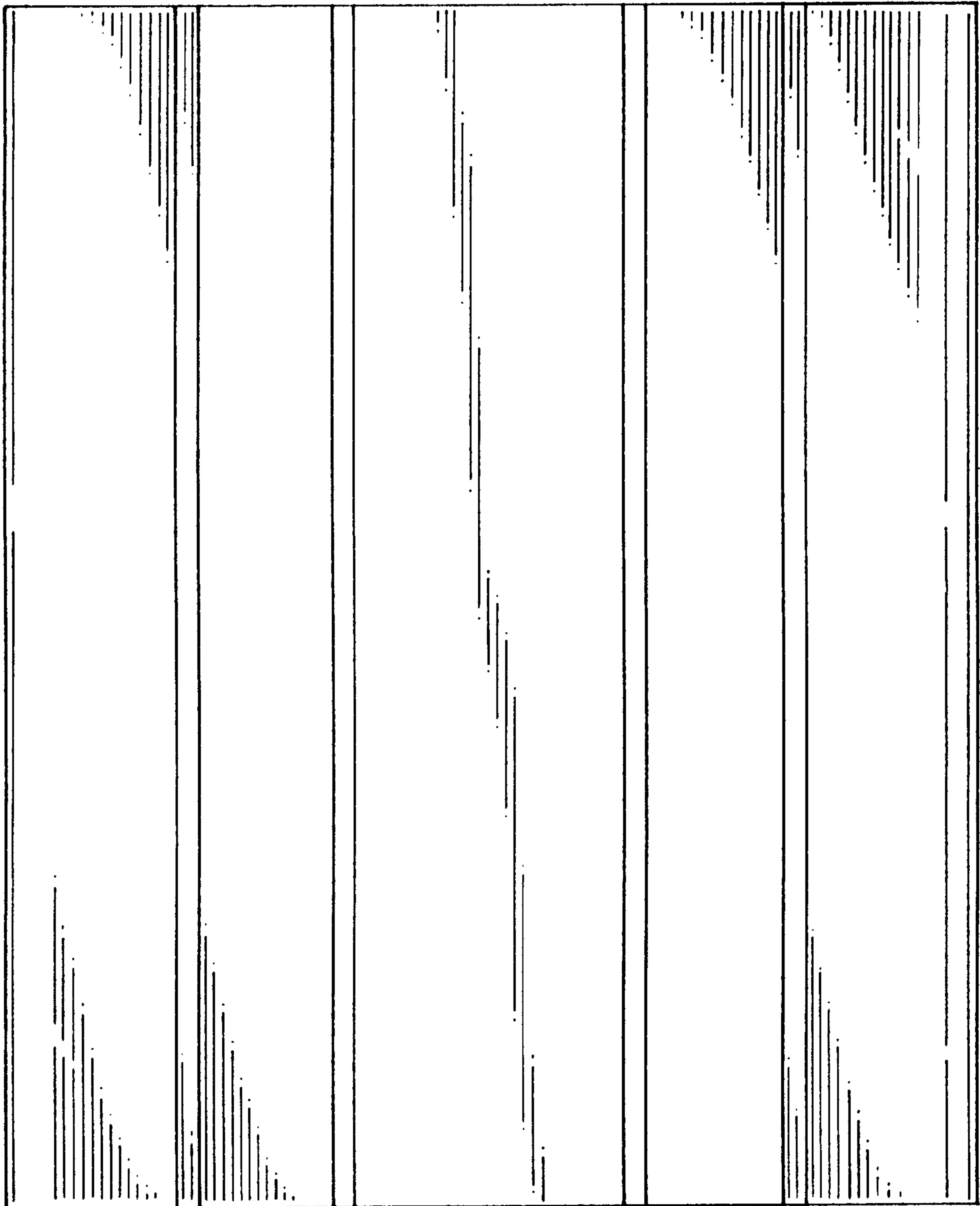


FIG. 3

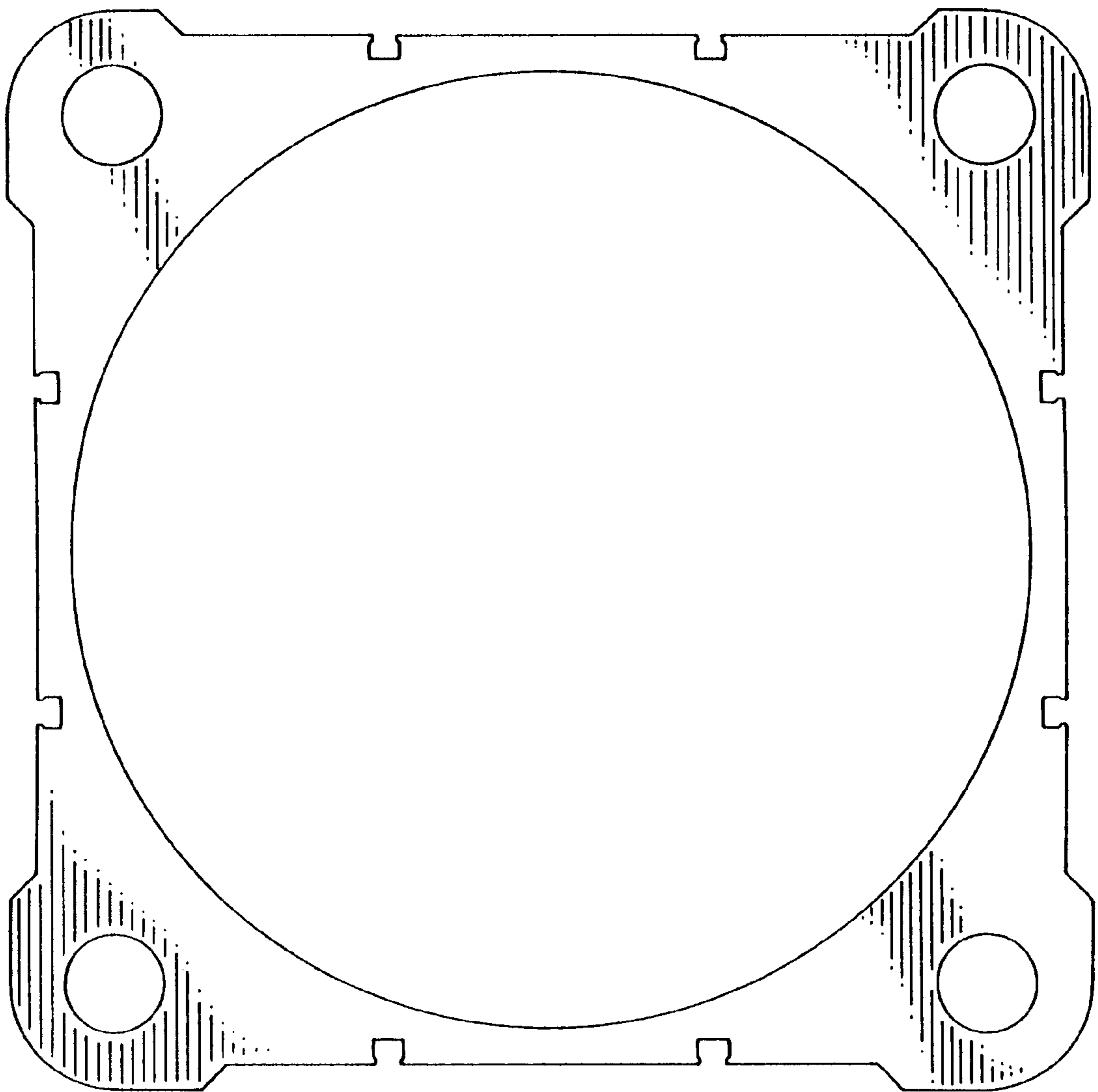


FIG. 4




FIG. 5

