



US00D433110S

United States Patent [19]
Sikorski

[11] **Patent Number: Des. 433,110**

[45] **Date of Patent: ** Oct. 31, 2000**

[54] **TOILET SEAT AND TOILET SEAT COVER LIFTER**

[76] Inventor: **Gary J. Sikorski**, 196 Spring St. #19, N.Y., N.Y. 10012

[**] Term: **14 Years**

[21] Appl. No.: **29/100,506**

[22] Filed: **Feb. 11, 1999**

[51] **LOC (7) Cl.** **23-02**

[52] **U.S. Cl.** **D23/311**

[58] **Field of Search** D23/303-311;
D8/300, 301-315, 317; 4/236-246.1; 16/115,
402, 125, 215

[56] **References Cited**

U.S. PATENT DOCUMENTS

D. 41,921	11/1911	Huff	D8/300
D. 258,113	2/1981	Koffler	D8/301
D. 283,977	5/1986	Kunzler	D8/301
D. 340,399	10/1993	Paglia	D8/317
D. 340,635	10/1993	Paglia	D8/317
D. 370,529	6/1996	Nestor	D23/311
D. 395,078	6/1998	Johnson	D23/311
D. 406,883	3/1999	Bell	D23/311
D. 406,884	3/1999	Goss	D23/311

D. 407,293	3/1999	Haggard	D8/320
1,127,919	2/1915	Pfau	4/236
2,306,844	12/1942	Schultz	16/402
5,295,595	3/1994	Gobidas et al.	211/105.1
5,428,868	7/1995	Safdeye et al.	16/115
5,729,839	3/1998	Bigelow	4/246.1
5,745,930	5/1998	Fallen	4/246.1

Primary Examiner—Doris Clark
Attorney, Agent, or Firm—Cohen, Pontani, Lieberman & Pavane


[57] **CLAIM**

The design of a toilet seat and toilet seat cover lifter, as shown and as described.

DESCRIPTION

FIG. 1 is a front elevational view of a toilet seat and toilet seat cover lifter showing my new design in use;
FIG. 2 is a top plan view thereof;
FIG. 3 is an enlarged top plan view of the toilet seat and toilet seat cover lifter; and,
FIG. 4 is an enlarged side elevational view, the opposite side being a mirror image thereof.
The broken lines are for illustrative purposes only and form no part of the claimed design.

1 Claim, 1 Drawing Sheet



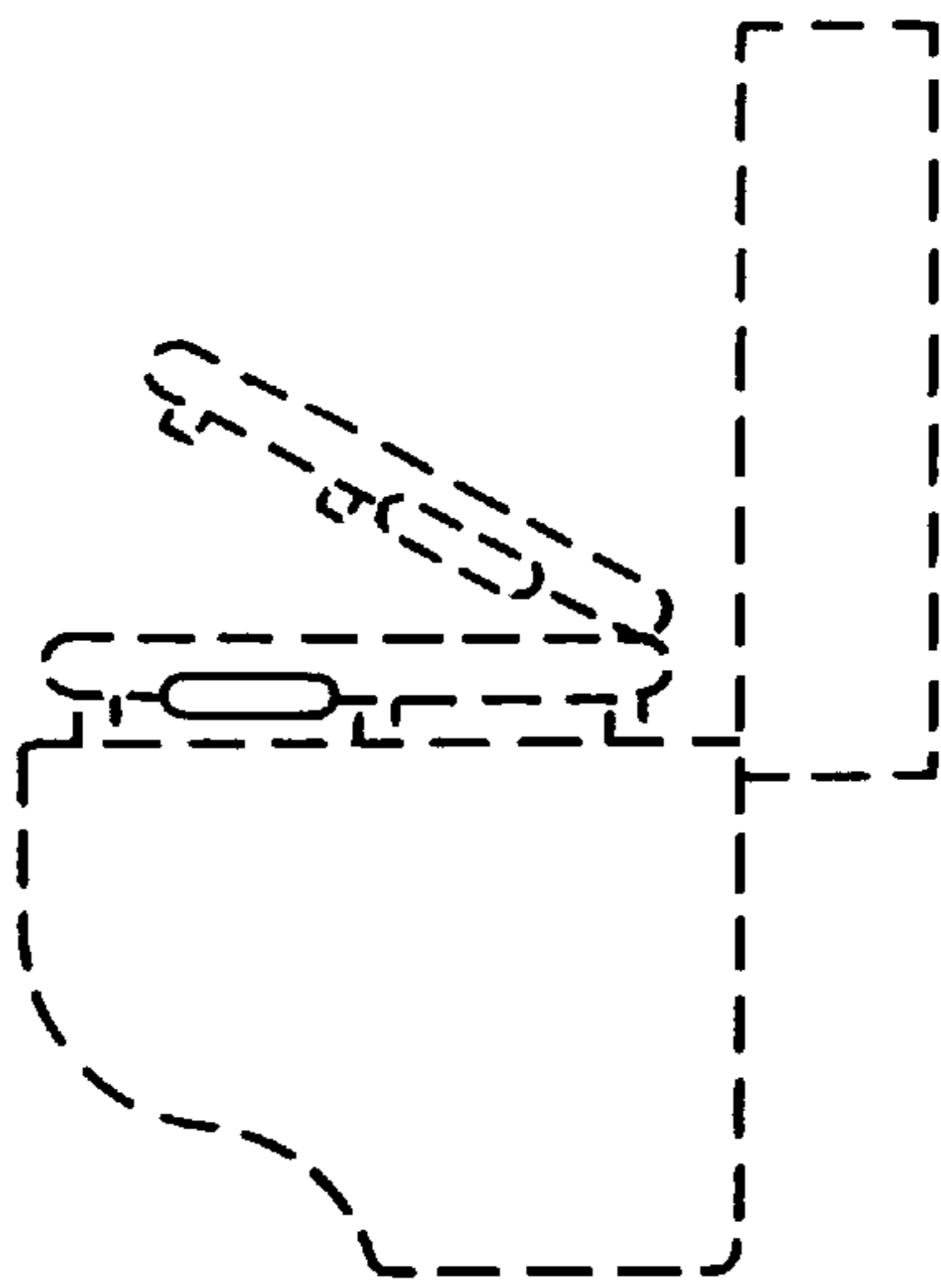


FIG. 1

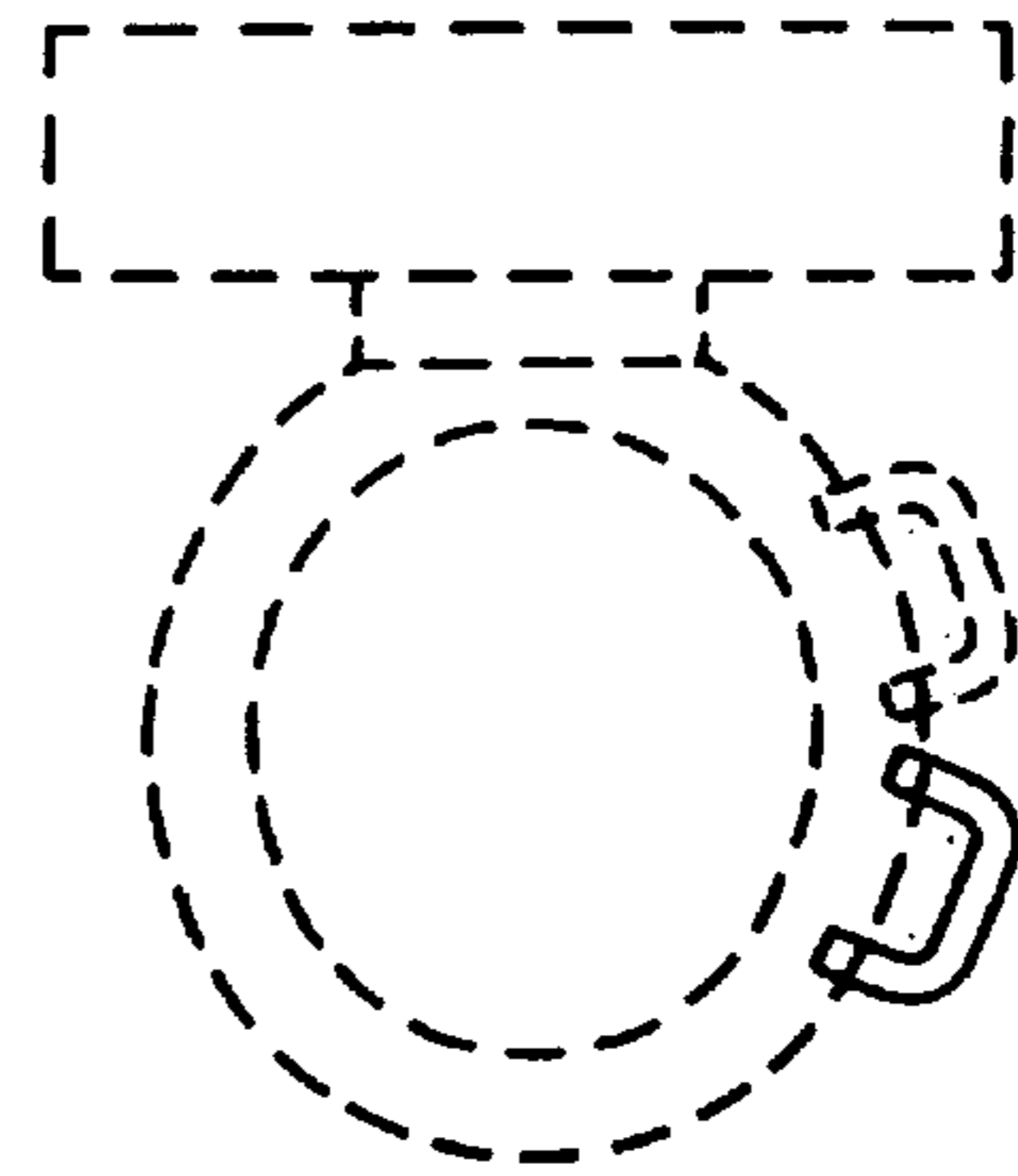


FIG. 2



FIG. 3




FIG. 4