



US00D433078S

United States Patent [19]

[11] **Patent Number: Des. 433,078**

Pezzolato et al.

[45] **Date of Patent: ** Oct. 31, 2000**

[54] **TOY TYPEWRITER**

[75] Inventors: **Guido Pezzolato; Andrej Pisani**, both of Trieste; **Marko Piasni**, Repentabor, all of Italy; **Jože Brezec; Franc Branko Cerkvenik**, both of Izola, Slovenia; **Andrej Mahnič**, Koper, Slovenia

[73] Assignee: **Mehano D.O.O.**, Izola, Slovenia

[**] Term: **14 Years**

[21] Appl. No.: **29/108,348**

[22] Filed: **Jul. 27, 1999**

[30] **Foreign Application Priority Data**

Jan. 28, 1999 [XH] Hague Agreement DM/046548

[51] **LOC (7) Cl.** **21-01**

[52] **U.S. Cl.** **D21/518**

[58] **Field of Search** D21/518; D18/1; 446/143

[56] **References Cited**

U.S. PATENT DOCUMENTS

| | | | | |
|------------|--------|--------------|-------|---------|
| D. 241,170 | 8/1976 | Metzner | | D18/1 |
| D. 279,805 | 7/1985 | Ng | | D21/518 |
| D. 371,571 | 7/1996 | Gobbo et al. | | D18/1 |
| D. 372,943 | 8/1996 | Richards | | D21/518 |
| 4,156,322 | 5/1979 | Seki | | 446/143 |

Primary Examiner—Raphael Barkai
Attorney, Agent, or Firm—Robert Platt Bell

[57] **CLAIM**

The ornamental design for a toy typewriter, substantially as shown and described.

DESCRIPTION

FIG. 1 is a front elevational view of the toy typewriter of the present invention.

FIG. 2 is a left side elevational view thereof.

FIG. 3 is a top view thereof.

FIG. 4 is a perspective view thereof.

FIG. 5 is a right side elevational view thereof.

FIG. 6 is a bottom view thereof. The portions illustrated in dashed lines are hereby disclaimed. Moreover, the bottom view of the toy typewriter, other than those portions also visible from the side views, are also hereby disclaimed.

FIG. 7 is a rear elevational view thereof.

FIG. 8 is a front elevational view of a modified embodiment of the design shown in FIGS. 1–7.

FIG. 9 is a left side elevational view thereof;


FIG. 10 is a top view thereof; and,

FIG. 11 is a perspective view thereof.

Applicant explicitly disclaims the bottom view of the toy typewriter of the present invention.

The present invention may be employed as a typewriter or as a toy typewriter in its intended field of use.

1 Claim, 11 Drawing Sheets



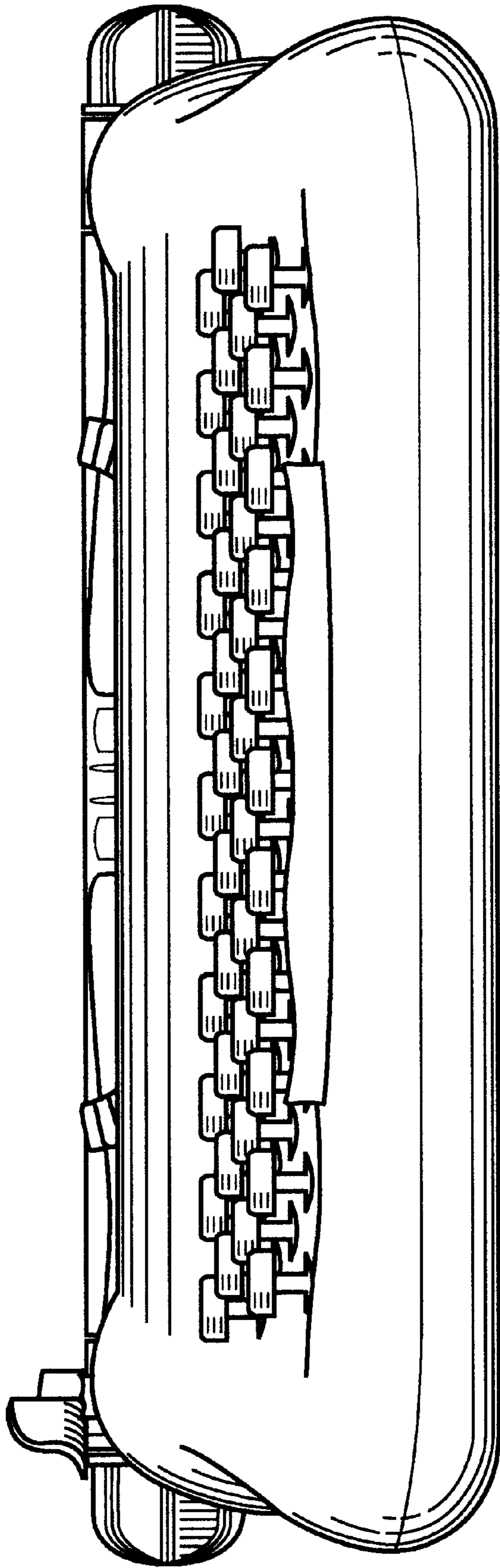


Figure 1

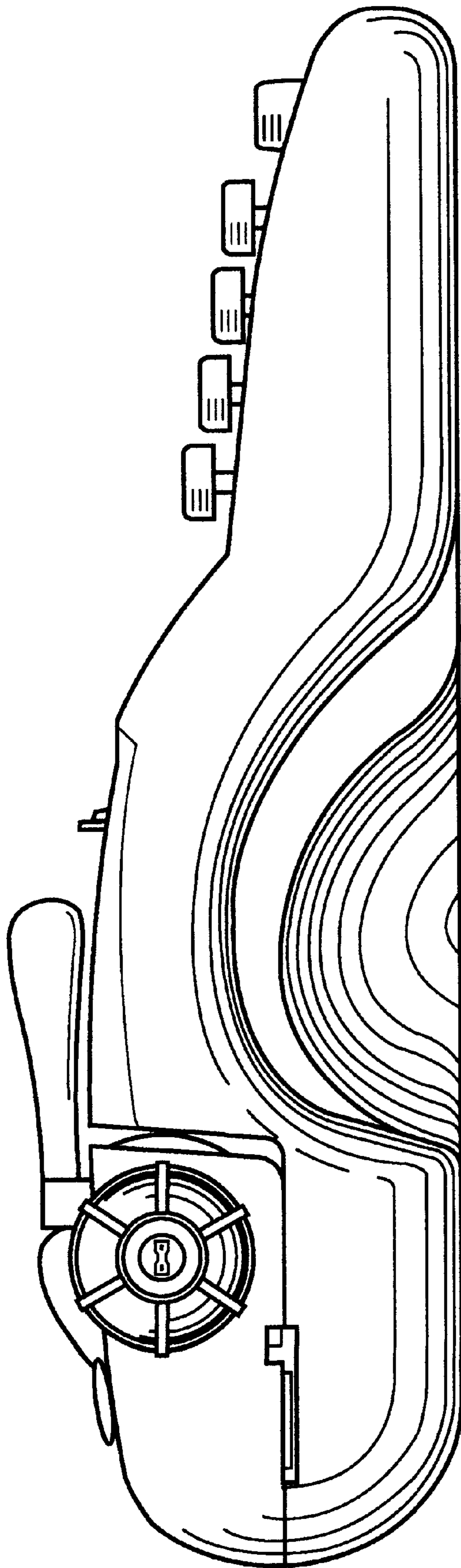


Figure 2




Figure 3

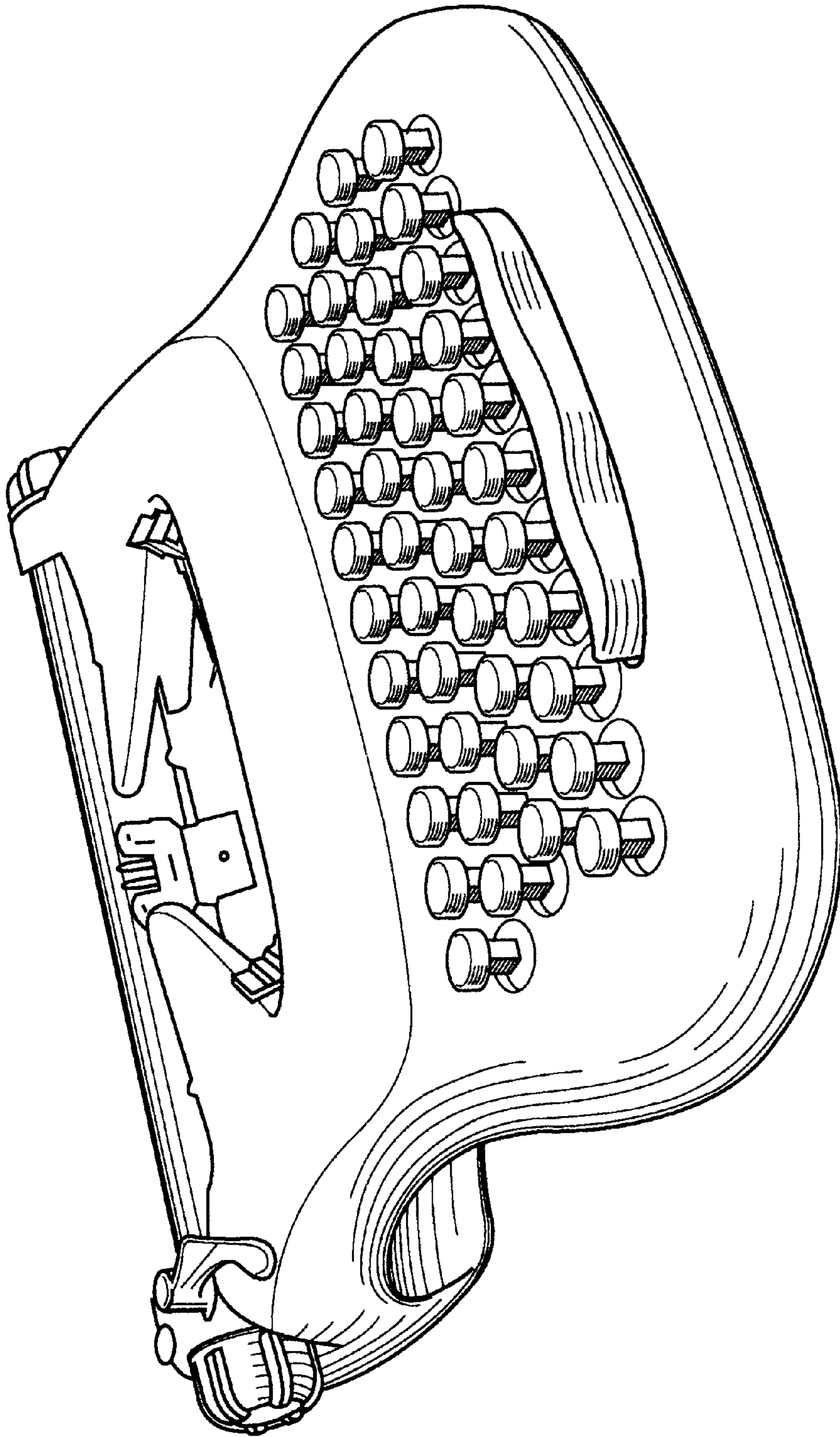


Figure 4

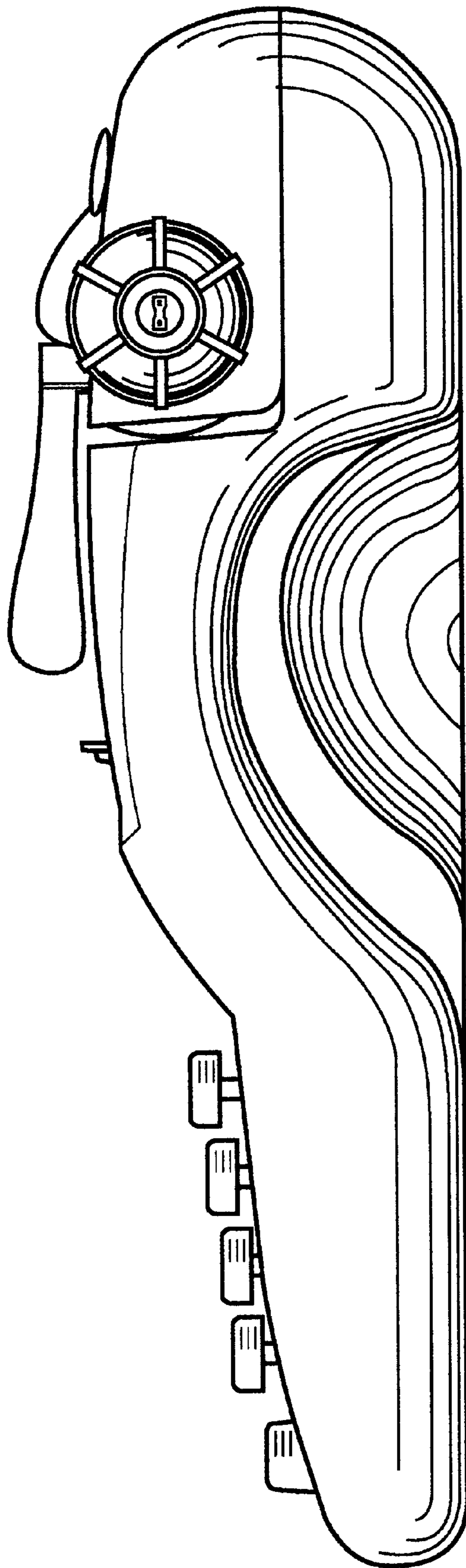


Figure 5

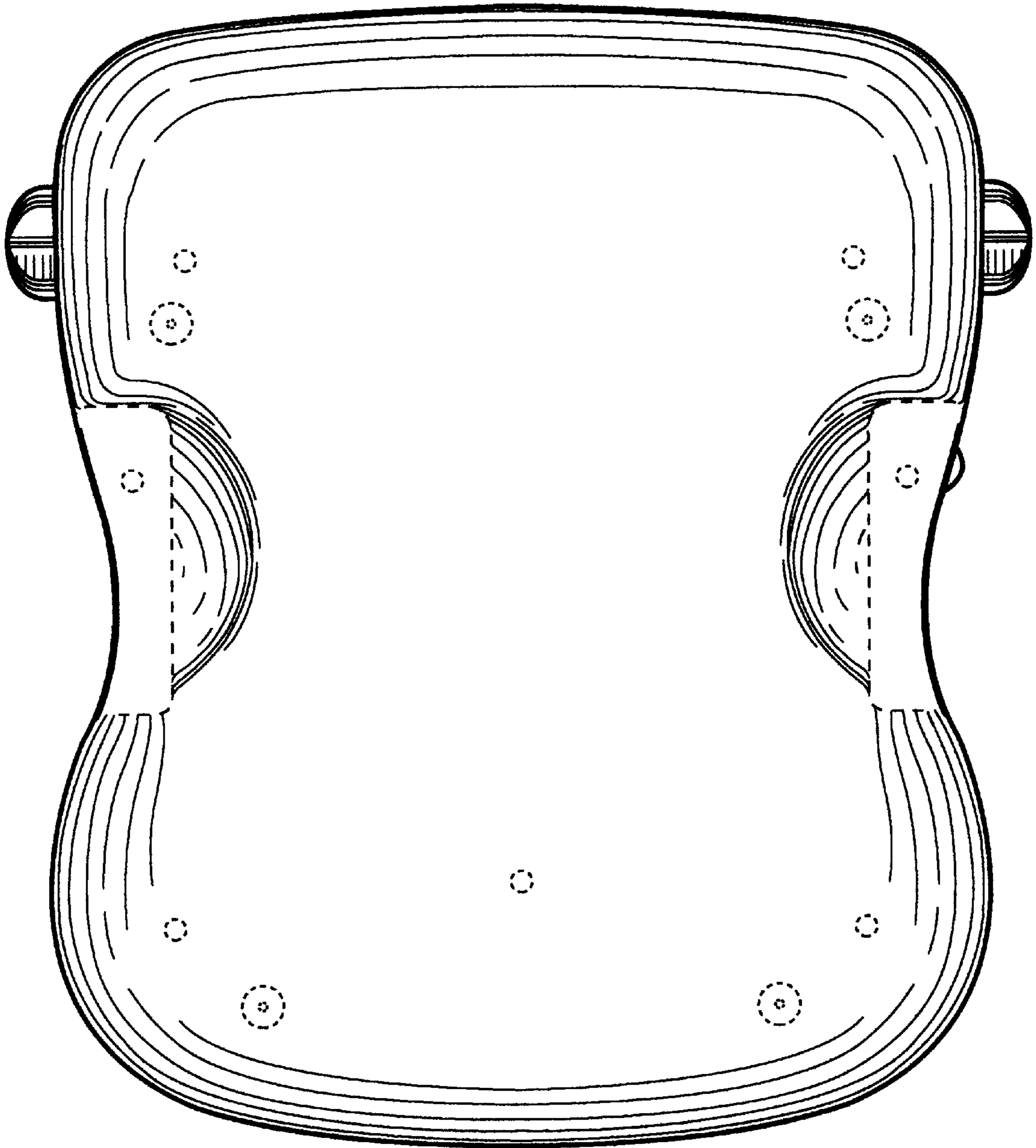


Figure 6

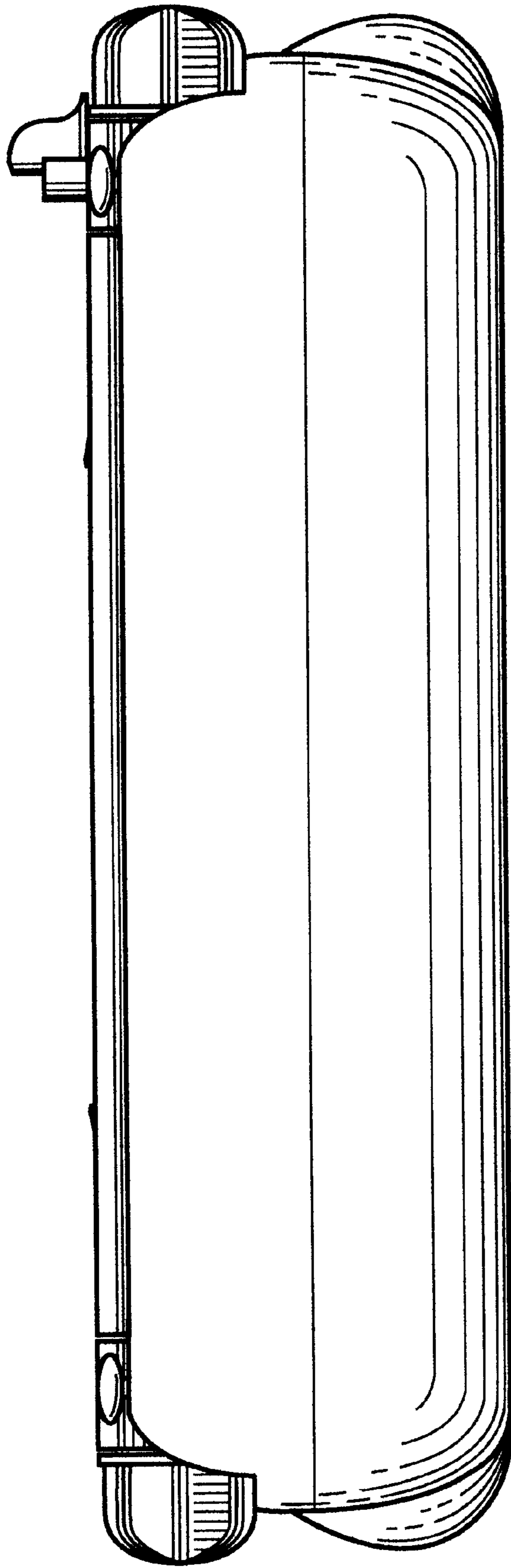


Figure 7




Figure 8




Figure 9



Figure 10



Figure 11