



US00D433064S

United States Patent [19] Eskandry

[11] **Patent Number: Des. 433,064**

[45] **Date of Patent: ** Oct. 31, 2000**

[54] **TRAVEL DESK AND NOTEBOOK**

[76] Inventor: **Ezra D. Eskandry**, 1925 Brickell Ave.,
D901, Miami, Fla. 33129

[**] Term: **14 Years**

[21] Appl. No.: **29/114,851**

[22] Filed: **Dec. 2, 1999**

[51] **LOC (7) Cl. 19-02**

[52] **U.S. Cl. D19/78; D19/26; D19/83;
D19/86; D3/301**

[58] **Field of Search** D6/634, 407, 629-633;
D3/301, 303, 232, 900; D19/26, 77, 27,
78, 32, 86, 33, 81-85; 70/68; 190/127,
901; 206/424, 473, 810, 317; 281/15.1,
19.1, 21.1, 27, 27.1-27.3, 29, 31, 35, 51;
402/79, 80 R

[56] **References Cited**

U.S. PATENT DOCUMENTS

- D. 382,166 8/1997 Alves et al. D6/634
- D. 382,900 8/1997 Wyant D19/27
- D. 383,492 9/1997 Siemon et al. D19/26

- D. 393,947 5/1998 Alves et al. D3/303
- 2,226,387 12/1940 Reuben 281/19.1
- 5,924,565 7/1999 Colee 206/317
- 6,017,062 1/2000 White 281/29

Primary Examiner—Martie K. Holtje
Attorney, Agent, or Firm—Robert C. Kain, Jr

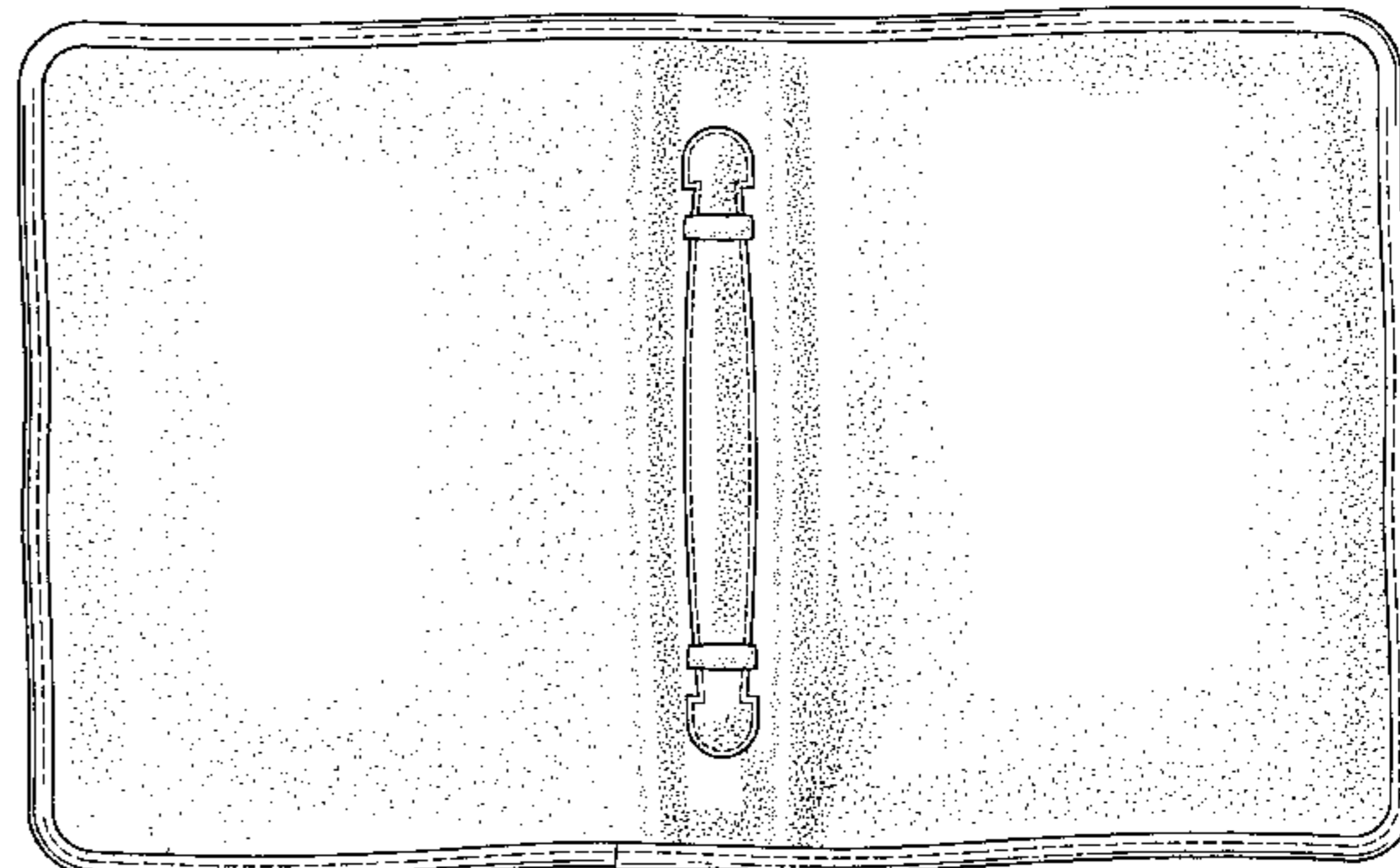
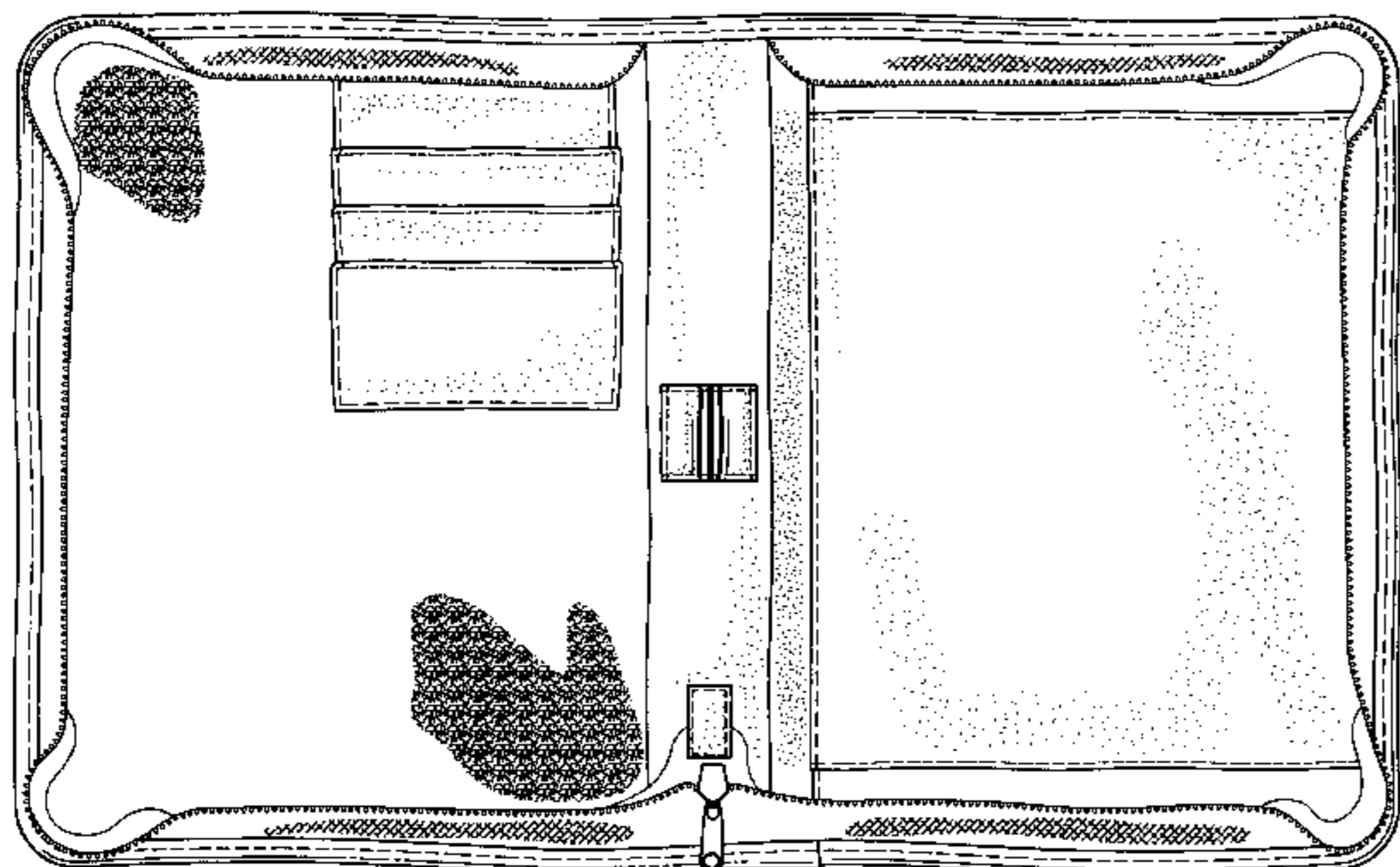
[57] **CLAIM**

I claim the ornamental design for the travel desk and notebook, as shown and described.

DESCRIPTION

FIG. 1 is a front view of the travel desk and notebook.
 FIG. 2 is a rear view of the travel desk and notebook shown in FIG. 1.
 FIG. 3 is a top view of the travel desk and notebook shown in FIG. 1.
 FIG. 4 is a bottom view of the travel desk and notebook shown in FIG. 1.
 FIG. 5 is a right side view of the travel desk and notebook shown in FIG. 1; and,
 FIG. 6 is a left side view of the travel desk and notebook shown in FIG. 1.

1 Claim, 4 Drawing Sheets



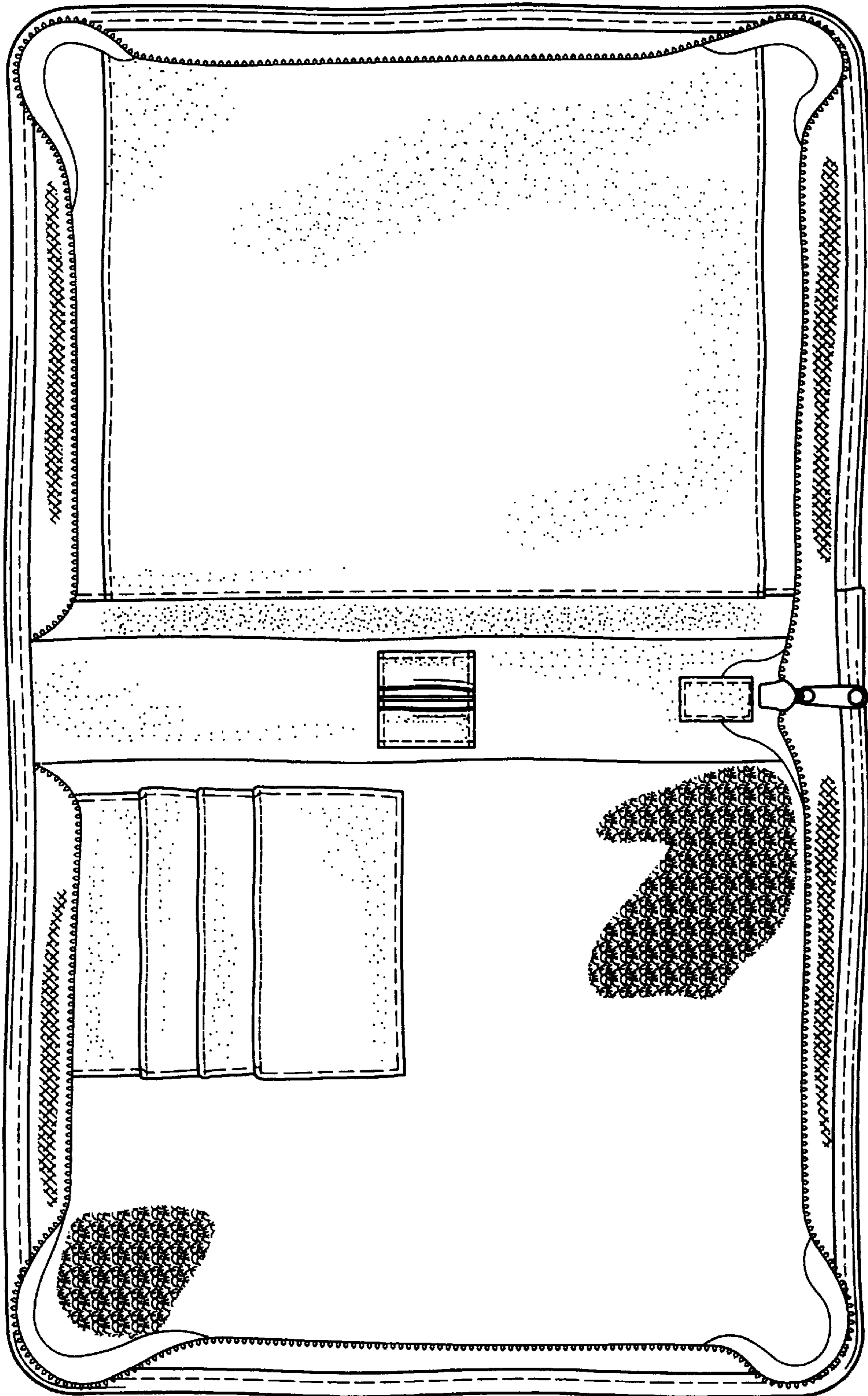


FIG. 1

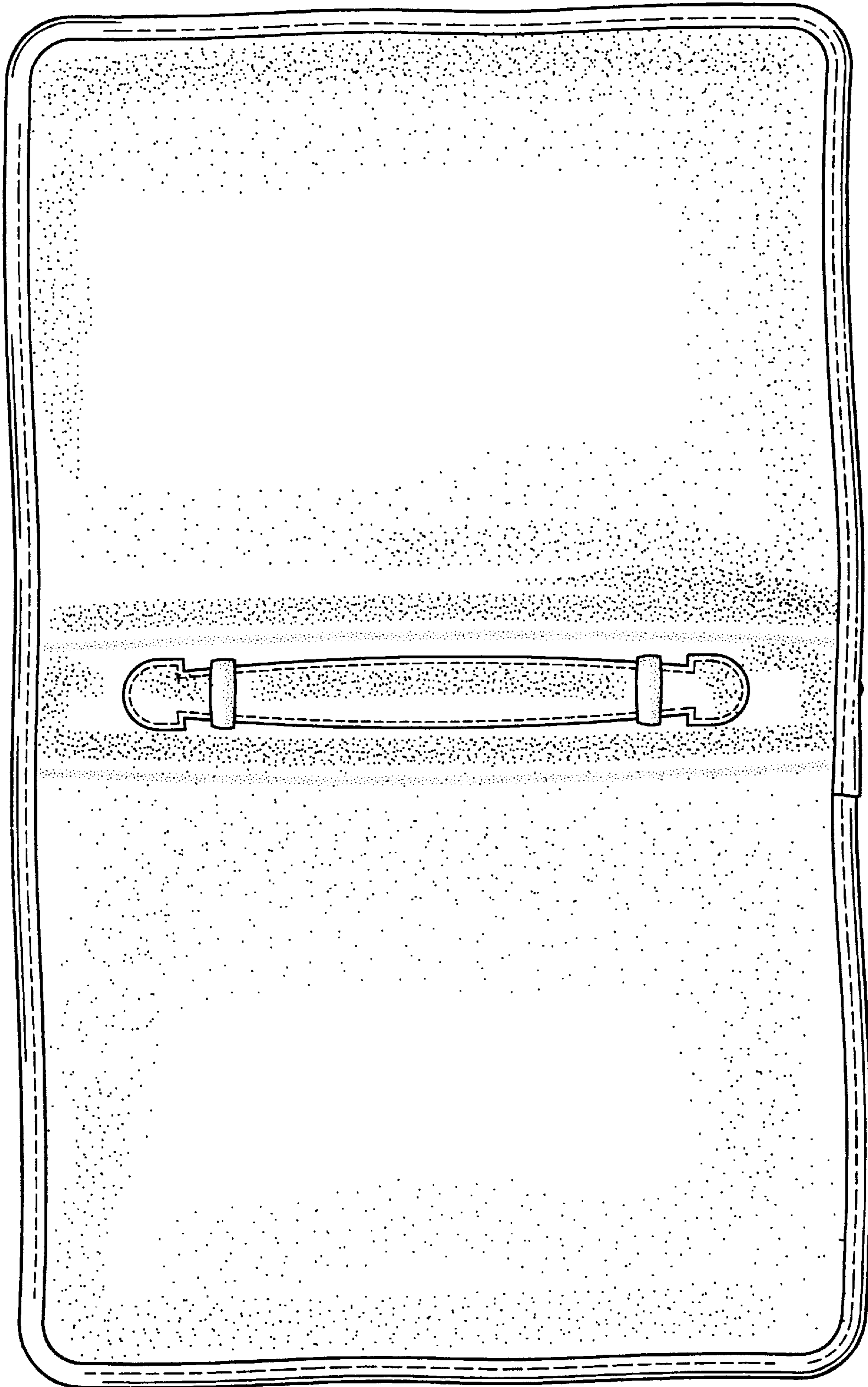


FIG. 2




FIG. 3

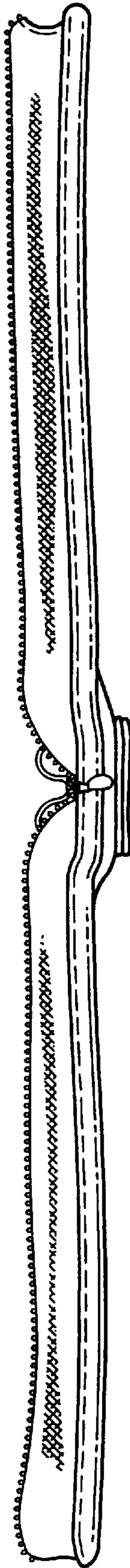


FIG. 4




FIG. 5




FIG. 6