



US00D433055S

# United States Patent [19] Hanthorn

[11] **Patent Number: Des. 433,055**

[45] **Date of Patent: \*\* Oct. 31, 2000**

[54] **COMBINED COUNTING BOARD AND ABACUS**

[76] Inventor: **Philip Hanthorn**, P.O. Box 287, Vallejo, Calif. 94597

[\*\*] Term: **14 Years**

[21] Appl. No.: **29/116,965**

[22] Filed: **Jan. 13, 2000**

[51] **LOC (7) Cl.** ..... **18-01**

[52] **U.S. Cl.** ..... **D18/6**

[58] **Field of Search** ..... D18/1, 6; 434/203; D19/56, 62, 64

[56] **References Cited**

**U.S. PATENT DOCUMENTS**

D. 181,754	12/1957	Schott	.....	434/203	X
2,228,554	1/1941	Brown	.....	434/203	
2,872,742	2/1959	Schott	.....	434/203	
3,076,272	2/1963	Schott	.....	434/203	
3,455,034	7/1969	Schott	.....	434/203	
3,633,287	1/1972	Squires et al.	.....	434/203	X
3,688,418	9/1972	Wilson	.....	434/203	

**FOREIGN PATENT DOCUMENTS**

11645	8/1898	United Kingdom	.....	434/203
732266	6/1955	United Kingdom	.....	434/203

**OTHER PUBLICATIONS**

Popular Science; How to use an Abacus by W.D. Loy; pp. 86-90, Aug. 1948.

*Primary Examiner*—Caron D. Veynar

[57] **CLAIM**

The ornamental design for a combined counting board and abacus, as shown.


**DESCRIPTION**

FIG. 1 is a top view of the combined counting board and abacus showing my new design, the bottom view being substantially identical thereto;

FIG. 2 is a side view of the combined counting board and abacus shown in FIG. 1, the opposite side being substantially identical thereto; and,

FIG. 3 is an end view of the combined counting board and abacus shown in FIG. 1, the opposite end being substantially identical thereto.

**1 Claim, 1 Drawing Sheet**








Fig. 1




Fig. 2




Fig. 3