



US00D433033S

United States Patent [19]

[11] **Patent Number: Des. 433,033**

Wilson et al.

[45] **Date of Patent: ** Oct. 31, 2000**

[54] **FUEL DISPENSER INTERFACE**

[75] Inventors: **Amy Wilson**, Greensboro; **Paul Miller**, Winston Salem, both of N.C.; **Cheryl Felix**, Bedford, Mass.

[73] Assignee: **Marconi Commerce Systems Inc.**, Greensboro, N.C.

[**] Term: **14 Years**

[21] Appl. No.: **29/119,413**

[22] Filed: **Feb. 29, 2000**

Related U.S. Application Data

[62] Division of application No. 29/104,777, May 12, 1999.

[51] **LOC (7) Cl.** **15-02**

[52] **U.S. Cl.** **D15/9.2**

[58] **Field of Search** D15/9.1, 9.2; 137/234.6; 222/23, 26, 28, 71, 74, 372; 141/198; 251/129.64, 129.04; D10/96; D99/28; D14/105, 107; 194/206; D25/56

[56] **References Cited**

U.S. PATENT DOCUMENTS

- D. 309,144 7/1990 Austin et al. D15/9.2
- D. 414,501 10/1999 Wilson et al. D15/9.2
- D. 414,781 10/1999 Wilson et al. D15/9.2

- D. 414,782 10/1999 McSpadden et al. D15/9.2
- D. 415,168 10/1999 Wilson et al. D15/9.2
- D. 415,169 10/1999 Wilson et al. D15/9.2
- D. 415,170 10/1999 Wilson et al. D15/9.2
- D. 415,171 10/1999 Wilson et al. D15/9.2
- D. 415,172 10/1999 Wilson et al. D15/9.2
- D. 416,916 11/1999 Wilson et al. D15/9.2
- D. 417,226 11/1999 Wilson et al. D15/9.2

Primary Examiner—Ralf Seifert
Attorney, Agent, or Firm—Coats & Bennett, P.L.L.C.

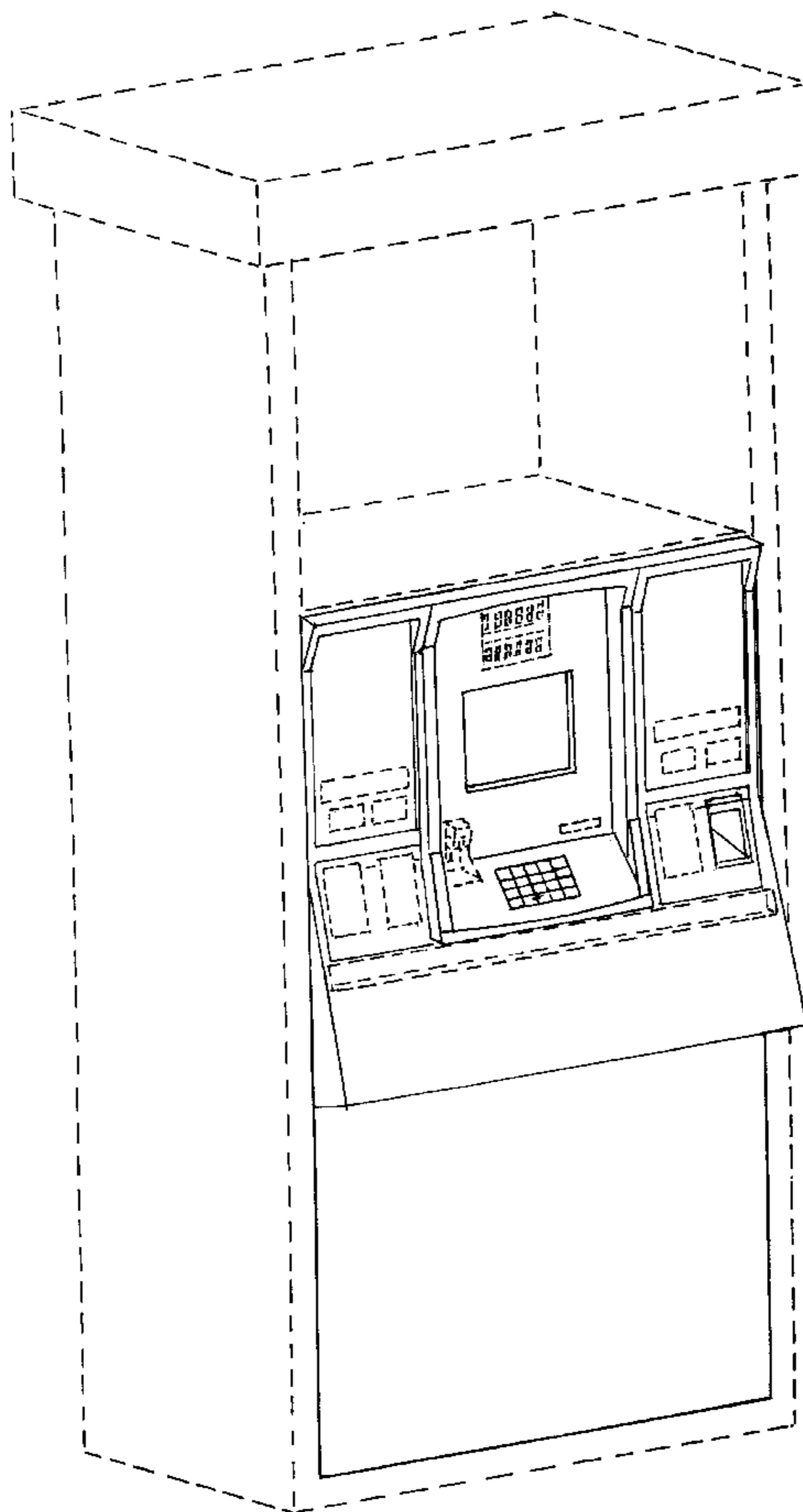
[57] **CLAIM**

The ornamental design for a fuel dispenser interface, as shown and described.

DESCRIPTION

FIG. 1 is a top, front, and left side perspective view of a fuel dispenser interface showing our new design. FIG. 2 is a front elevational view thereof; and, FIG. 3 is a side elevational view thereof. The bottom, top and rear elevation views of the design are not shown and would not depict any aspect of the invention not already shown in the Figures. The present Divisional Design Application comprises, essentially, an interface for fuel dispensers. The broken-line disclosure of a fuel dispenser and portions thereof in the views is for environmental purposes only and forms no part of the claimed design.

1 Claim, 2 Drawing Sheets



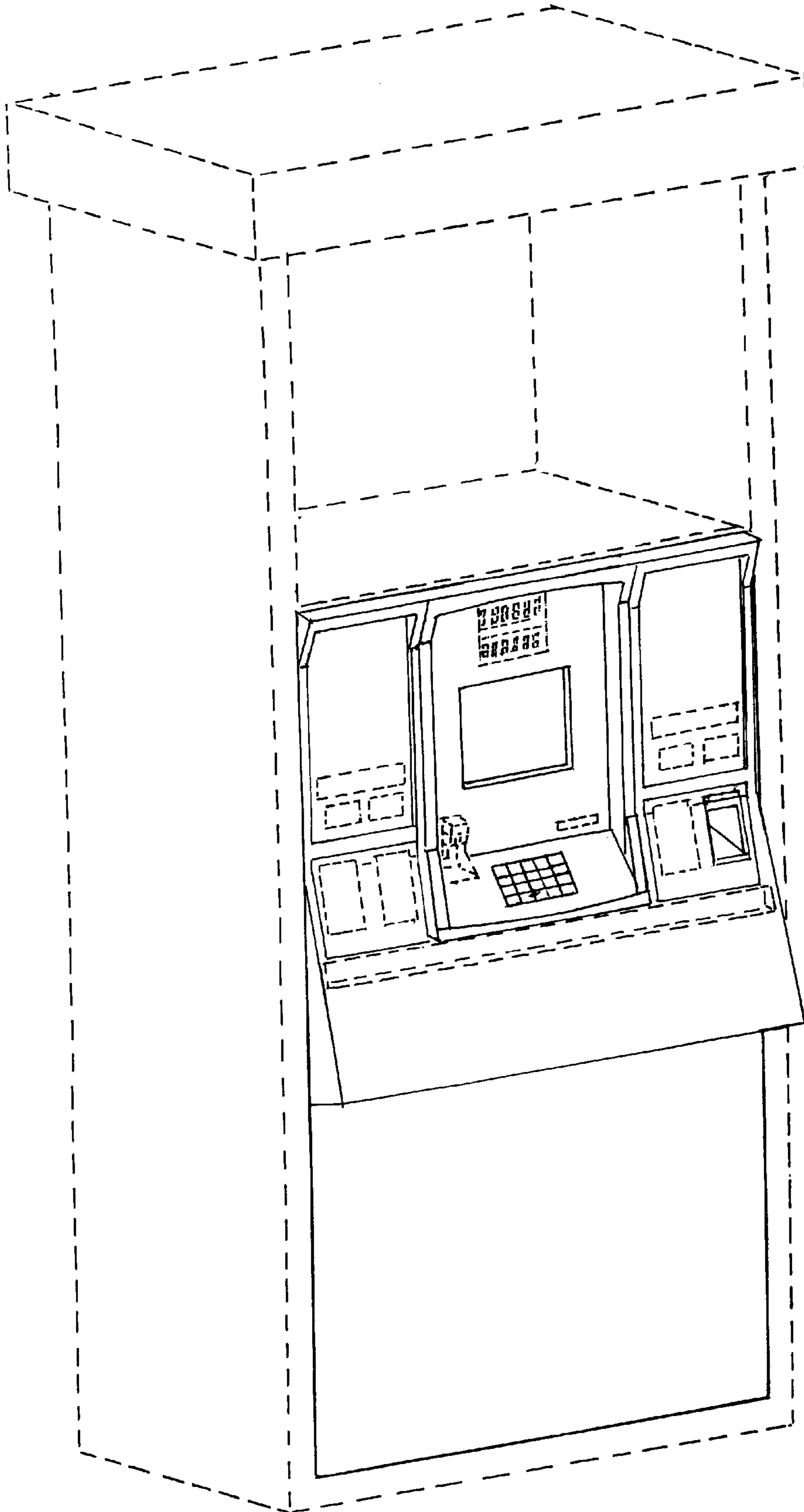


FIG. 1

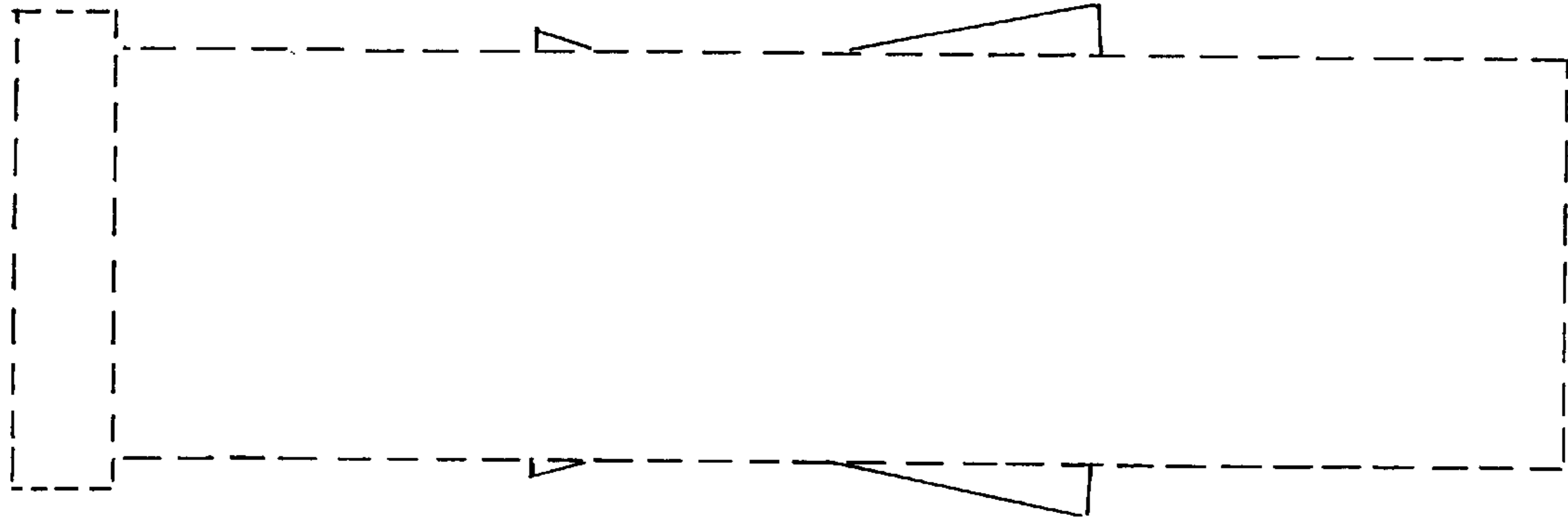


FIG. 3

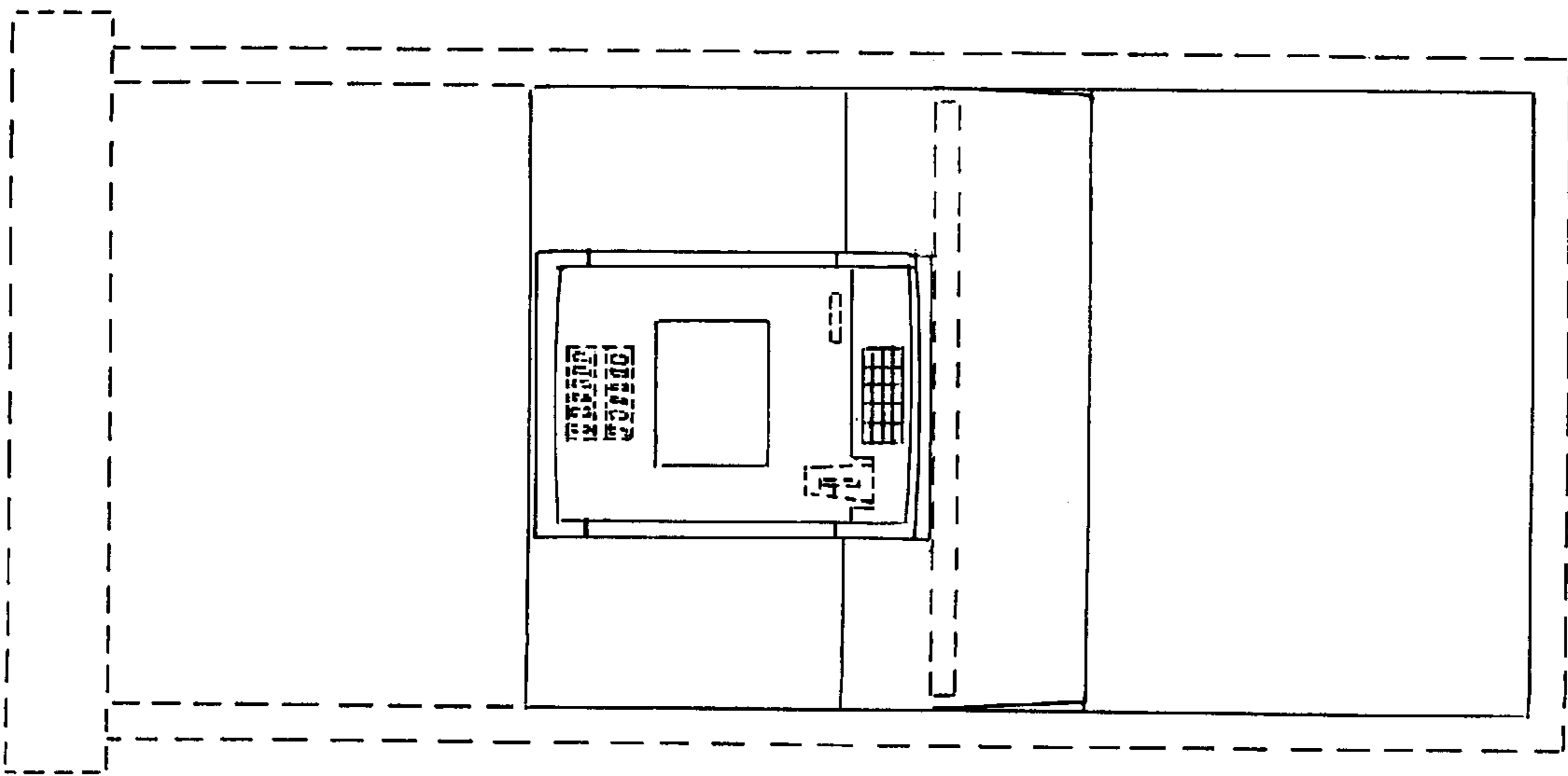


FIG. 2