



US00D433022S

United States Patent [19] Lucas

[11] **Patent Number: Des. 433,022**

[45] **Date of Patent: ** Oct. 31, 2000**

[54] **DISPLAY APPARATUS**

5,548,300 8/1996 Tokimoto 345/39

[75] Inventor: **Stephen Graham Lucas**, Ealing,
United Kingdom

FOREIGN PATENT DOCUMENTS

0546844 6/1993 European Pat. Off. .
2013263 5/1991 United Kingdom .

[73] Assignee: **G12 Ltd**, Pinner, United Kingdom

[**] Term: **14 Years**

Primary Examiner—Freda Nunn
Attorney, Agent, or Firm—Jacobson, Price, Holman &
Stern, PLLC

[21] Appl. No.: **29/108,949**

[22] Filed: **Aug. 9, 1999**

[57] CLAIM

[30] Foreign Application Priority Data

The ornamental design for a display apparatus, as shown and described.

Feb. 9, 1999 [GB] United Kingdom 2081035

DESCRIPTION

[51] **LOC (7) Cl.** **14-02**

[52] **U.S. Cl.** **D14/371; D14/428**

[58] **Field of Search** D14/426, 428-431,
D14/336, 371, 383, 341, 125, 126; 345/39

FIG. 1 is a right side perspective view showing my new design for a display apparatus;
FIG. 2 is a left side perspective view thereof;
FIG. 3 is a left side view thereof;
FIG. 4 is a right side view thereof;
FIG. 5 is a top view thereof;
FIG. 6 is a bottom view thereof;
FIG. 7 is a front perspective view thereof; and,
FIG. 8 is a rear view thereof.

[56] References Cited

U.S. PATENT DOCUMENTS

D. 239,287 3/1976 Michael D14/341
D. 338,001 8/1993 Falkner et al. D14/431
D. 356,559 3/1995 Roustaei D14/428

1 Claim, 7 Drawing Sheets




FIG. 1



FIG. 2




FIG. 3



FIG. 4



FIG. 5




FIG. 6



FIG. 7




FIG. 8

