



US00D432981S

United States Patent [19]
Eskandry

[11] **Patent Number: Des. 432,981**

[45] **Date of Patent: ** *Oct. 31, 2000**

[54] **VISOR ACCESSORY ORGANIZER AND COMPACT DISK CARRIER**

[76] Inventor: **Ezra D. Eskandry**, 1925 Brickell Ave., D901, Miami, Fla. 33129

[*] Notice: This patent is subject to a terminal disclaimer.

[**] Term: **14 Years**

[21] Appl. No.: **29/118,976**

[22] Filed: **Feb. 18, 2000**

[51] **LOC (7) Cl.** **12-16**

[52] **U.S. Cl.** **D12/417**

[58] **Field of Search** D12/417, 191, D12/415, 418-423; D3/215, 226, 247-249, 252-253; 224/311, 312, 275; 296/97.1-97.9, 97.11; D6/620-635

[56] **References Cited**

U.S. PATENT DOCUMENTS

| | | | | |
|------------|---------|--------------|-------|---------|
| D. 362,159 | 9/1995 | Singh | | D6/629 |
| D. 369,777 | 5/1996 | Singh et al. | | D12/417 |
| D. 372,623 | 8/1996 | Alves et al. | | D6/630 |
| D. 381,947 | 8/1997 | Bergh et al. | | D12/191 |
| D. 382,527 | 8/1997 | Alves et al. | | D12/191 |
| D. 386,146 | 11/1997 | Fai | | D12/417 |
| D. 386,467 | 11/1997 | Alves et al. | | D12/417 |

| | | | | |
|------------|---------|-----------|-------|---------|
| D. 391,919 | 3/1998 | Brassard | | D12/417 |
| D. 395,637 | 6/1998 | Patterson | | D12/417 |
| D. 400,847 | 11/1998 | Brassard | | D12/417 |
| D. 402,624 | 12/1998 | Patterson | | D12/417 |
| D. 415,731 | 10/1999 | Bergh | | D12/417 |
| 5,590,827 | 1/1997 | Nimpoeno | | 224/312 |

Primary Examiner—Stacia Cadmus
Attorney, Agent, or Firm—Robert C. Kain, Jr.

[57] **CLAIM**

I claim the ornamental design for the visor accessory organizer and compact disk carrier, as shown and described.

DESCRIPTION

FIG. 1 is a front view of the visor accessory organizer and compact disk carrier.

FIG. 2 is a rear view of the organizer shown in FIG. 1 wherein the zipper shown in FIG. 1 is hidden by the thickness of the visor in FIG. 4.

FIG. 3 is a left side view of the organizer shown in FIG. 1.

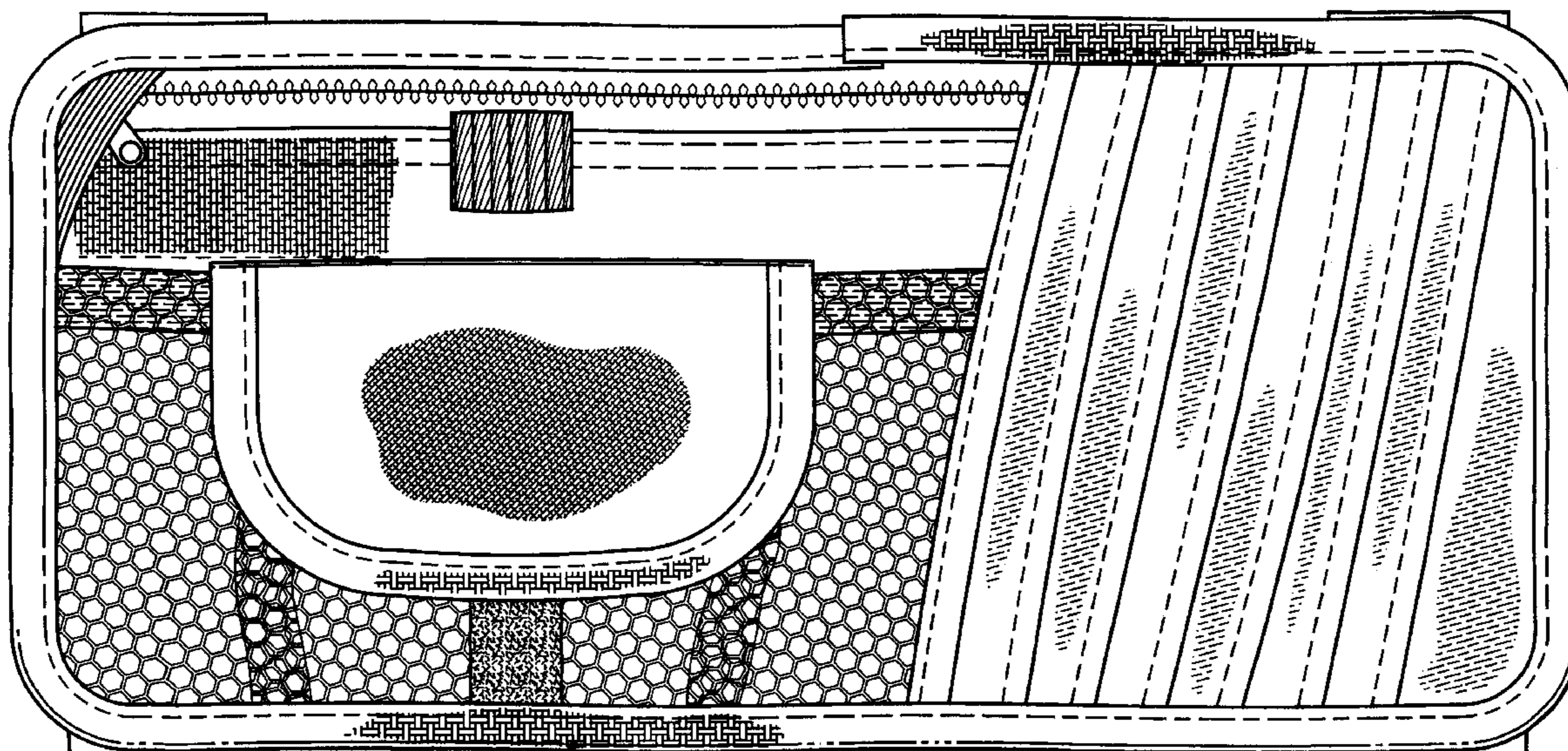
FIG. 4 is a right side view of the organizer shown in FIG. 1.

FIG. 5 is a bottom view of the organizer shown in FIG. 1 wherein the zipper shown in FIG. 1 is represented in profile in FIG. 5; and,

FIG. 6 is a top view of the organizer shown in FIG. 1.

The dashed lines on the organizer are understood to represent stitching.

1 Claim, 3 Drawing Sheets



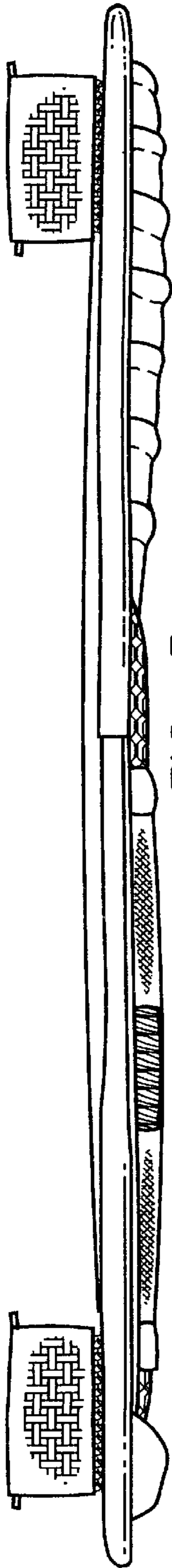


FIG. 3

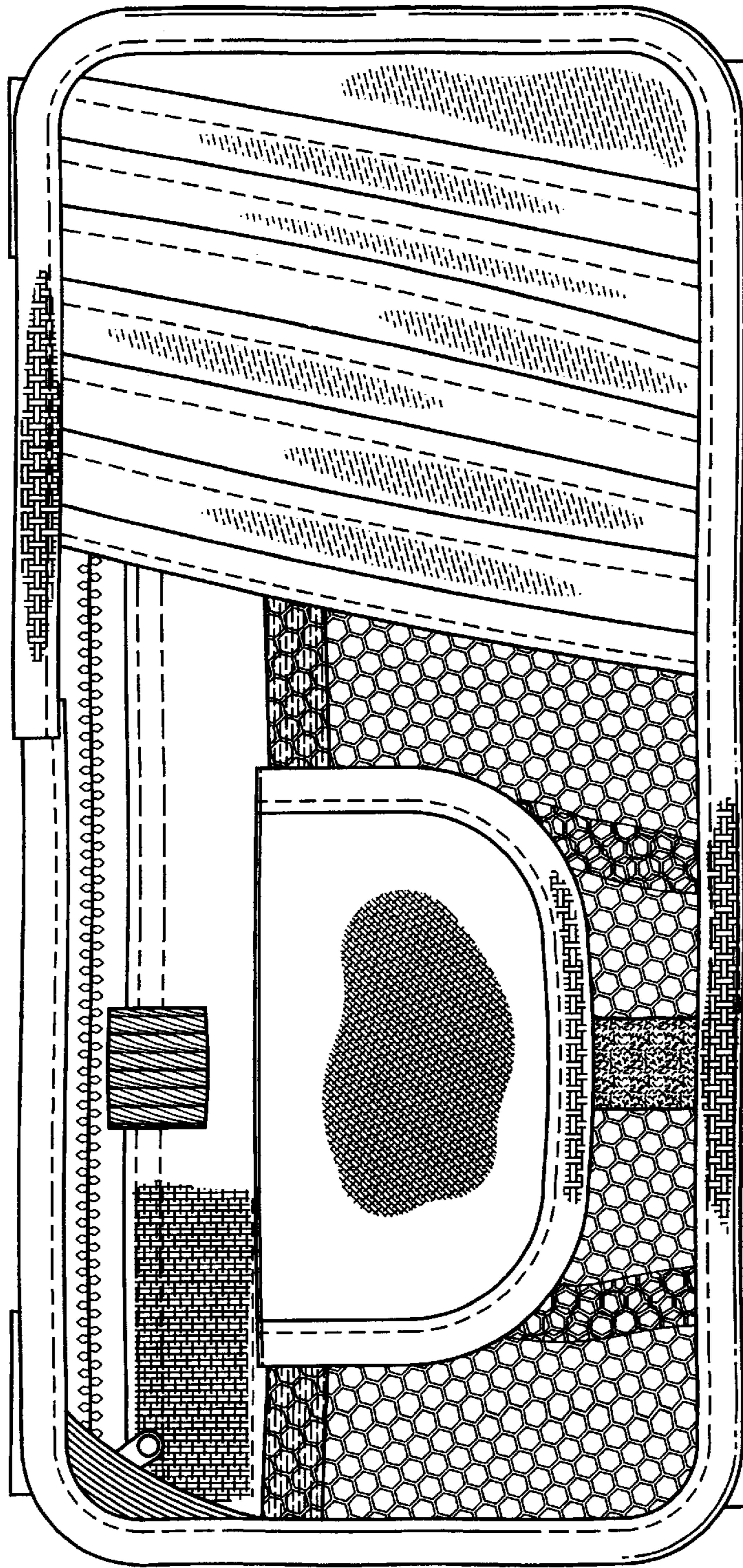


FIG. 1

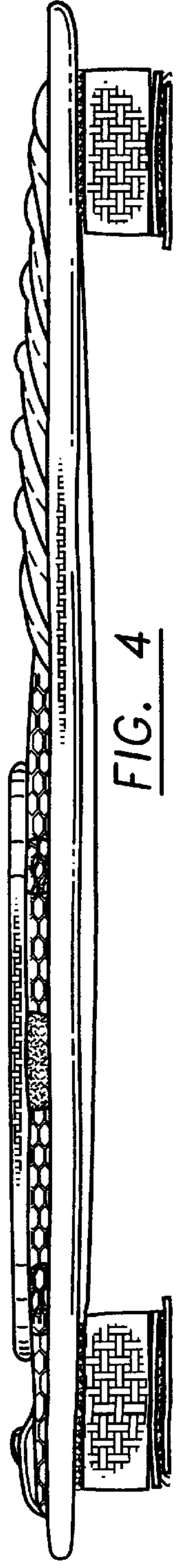


FIG. 4

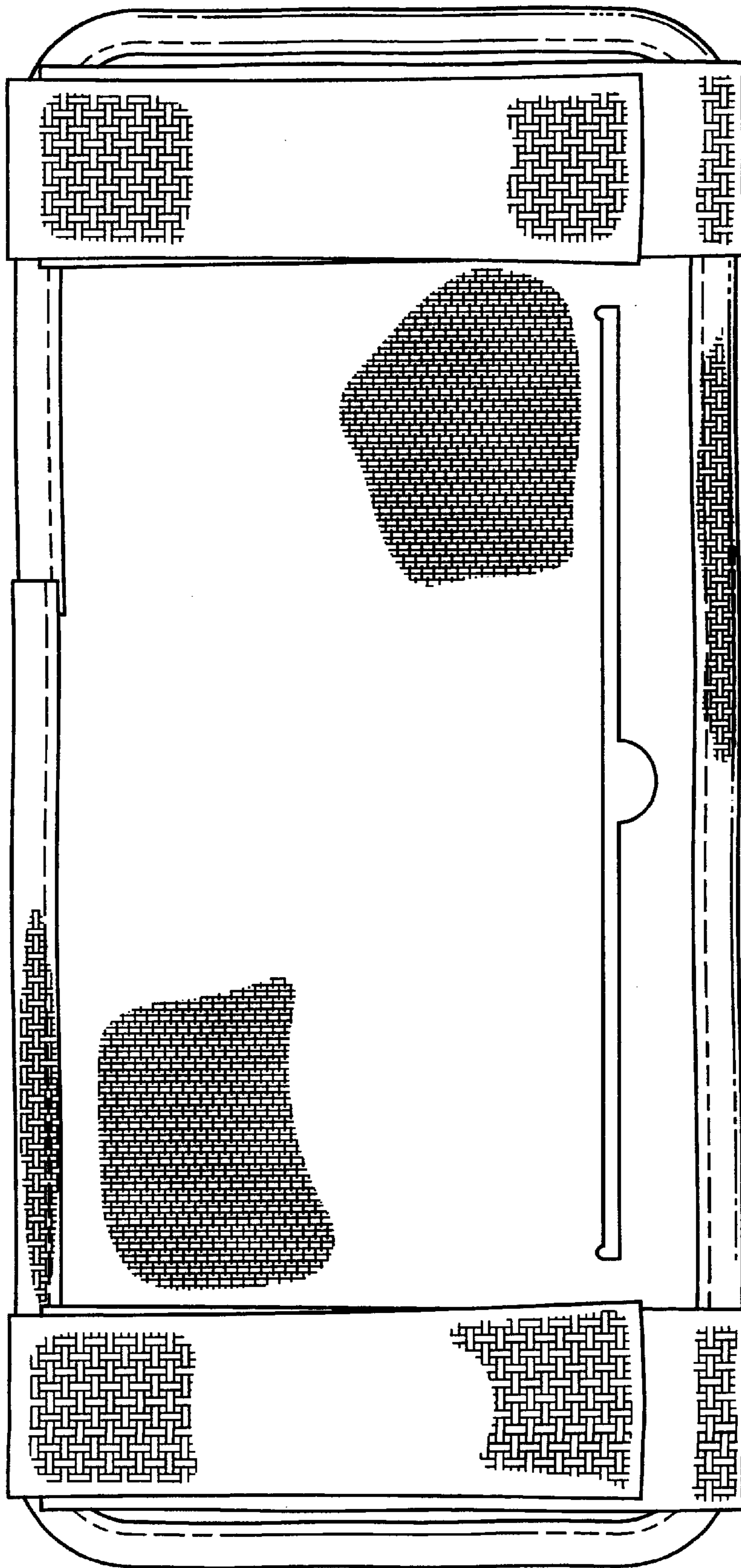


FIG. 2

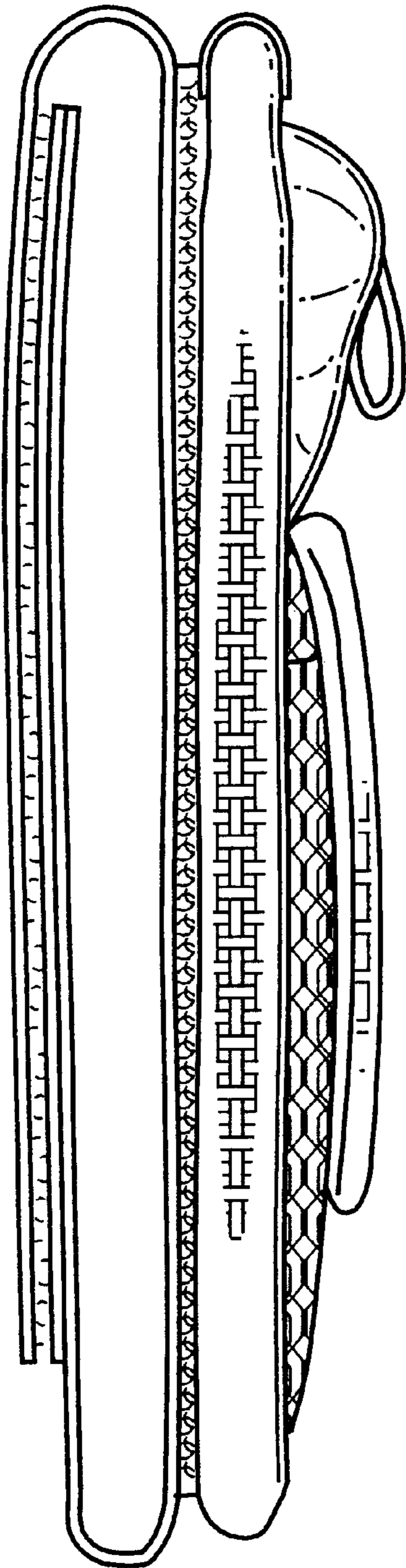


FIG. 5

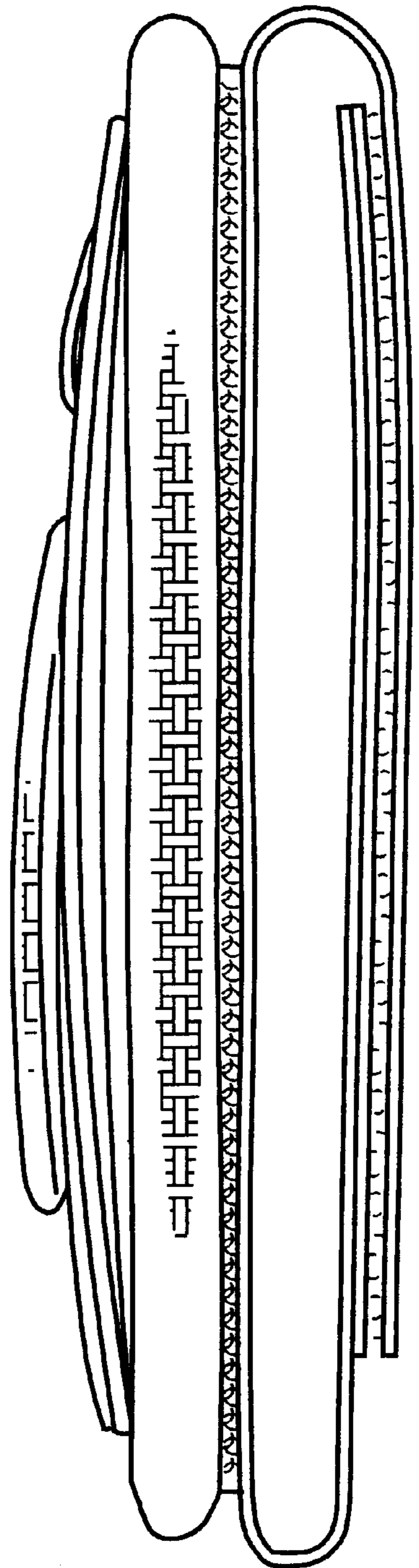


FIG. 6