



US00D432966S

# United States Patent [19]

Iacovelli et al.

[11] Patent Number: **Des. 432,966**

[45] Date of Patent: **\*\* Oct. 31, 2000**

[54] FLOOR MAT

[75] Inventors: **Marc Iacovelli; Saied Hussaini**, both of Miami, Fla.

[73] Assignee: **Rally Manufacturing, Inc.**, Miami, Fla.

[\*\*] Term: **14 Years**

[21] Appl. No.: **29/119,085**

[22] Filed: **Feb. 23, 2000**

[51] LOC (7) Cl. .... **12-16**

[52] U.S. Cl. .... **D12/203**

[58] Field of Search ..... D12/203, 400; D6/582-586, 592; 296/97.23; 15/215-217; 280/163, 164.1; 428/141

[56] **References Cited**

**U.S. PATENT DOCUMENTS**

D. 302,416	7/1989	Lehner et al. ....	D12/203
D. 313,789	1/1991	Thundercloud ....	D12/203
D. 325,555	4/1992	Primeau ....	D12/203
D. 358,571	5/1995	Thundercloud ....	D12/203
D. 393,238	4/1998	Kraines ....	D12/203

D. 408,342	4/1999	Yang .....	D12/203
D. 413,850	9/1999	Wang .....	D12/203
D. 420,965	2/2000	Iacovelli et al. ....	D12/203
D. 420,966	2/2000	Dewar et al. ....	D12/203
D. 422,256	4/2000	Lu .....	D12/203
3,526,016	9/1970	Stata .....	15/216

*Primary Examiner*—Stacia Cadmus  
*Attorney, Agent, or Firm*—Liniak, Berenato, Longacre & White

[57] **CLAIM**

The ornamental design for a floor mat, as shown and described.

**DESCRIPTION**

FIG. 1 is a front view of a floor mat showing our new design. FIG. 2 is a rear view of the floor mat shown in FIG. 1. FIG. 3 is a left side view of the floor mat shown in FIG. 1. FIG. 4 is a right side view of the floor mat shown in FIG. 1. FIG. 5 is a top view of the floor mat shown in FIG. 1. FIG. 6 is a bottom view of the floor mat shown in FIG. 1; and, FIG. 7 is a reduced top and left side perspective view of the floor mat shown in FIG. 1.

**1 Claim, 5 Drawing Sheets**

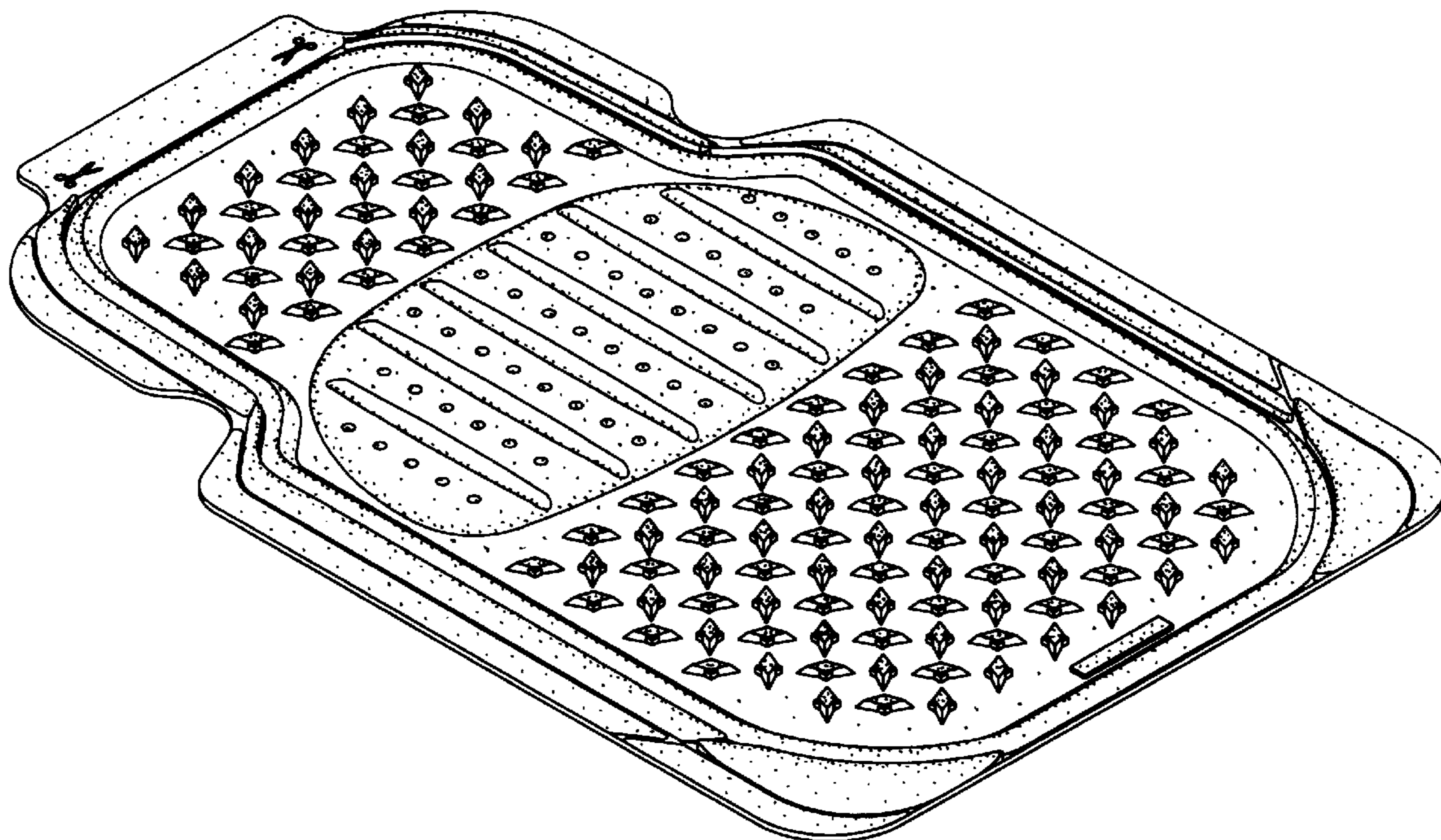


Fig. 1

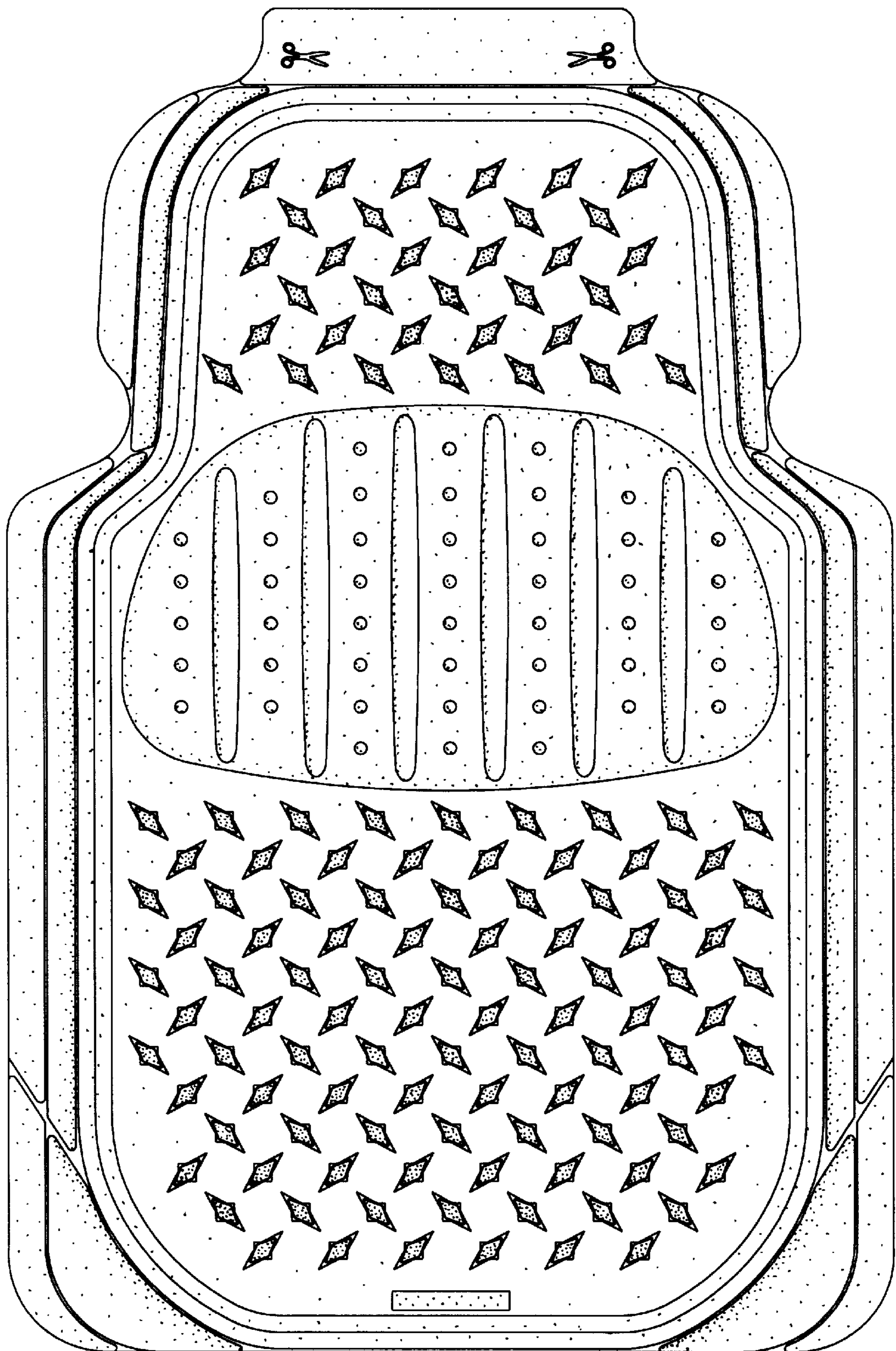




Fig. 2

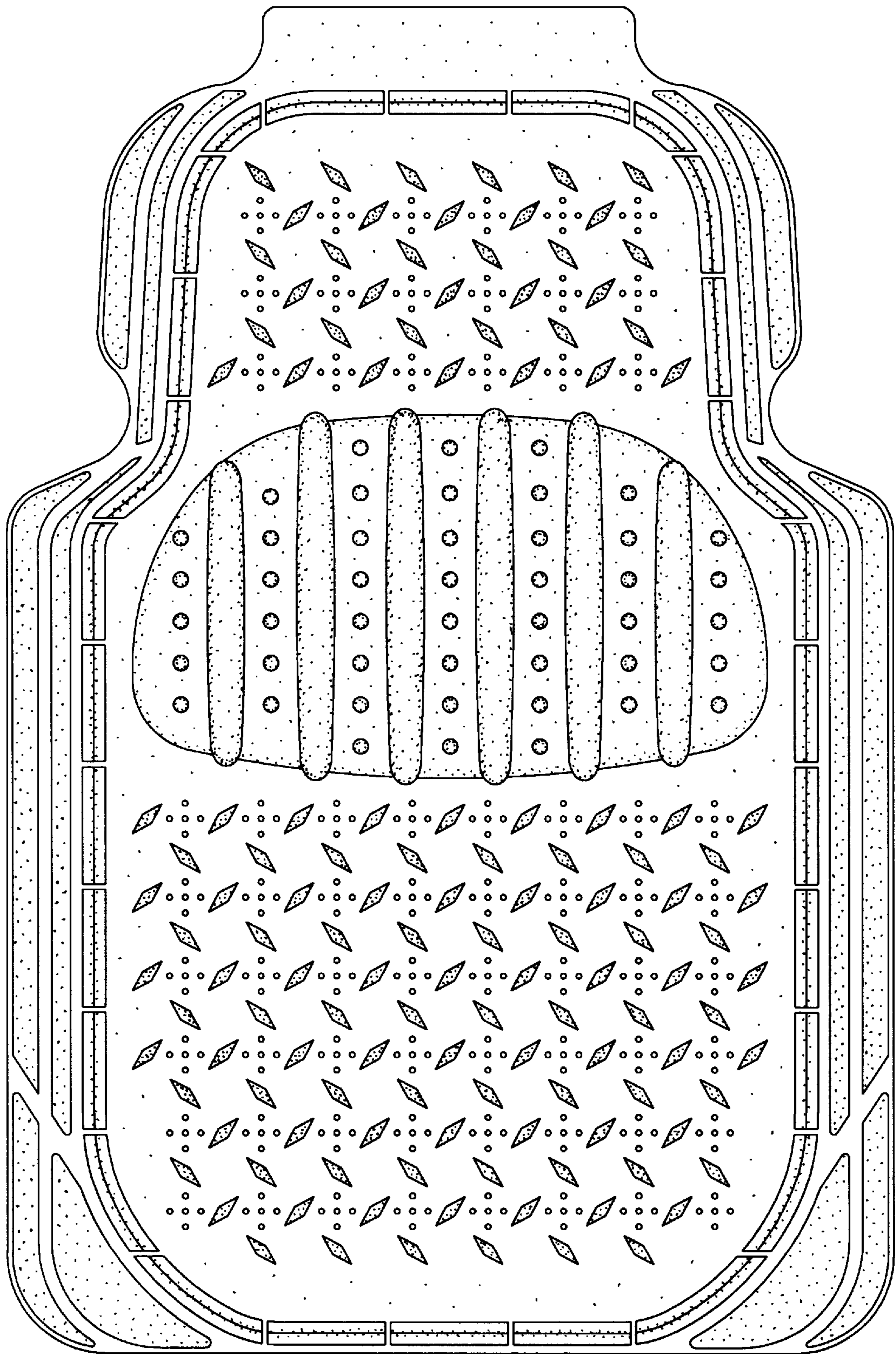


Fig. 3



Fig. 4




Fig. 5



Fig. 6



Fig. 7

