



US00D432962S

# United States Patent [19] Lopez

[11] Patent Number: **Des. 432,962**

[45] Date of Patent: **\*\* Oct. 31, 2000**

[54] **TREAD OF A TIRE**

[75] Inventor: **José Merino Lopez**, Riom, France

[73] Assignee: **Michelin Recherche et Technique SA**,  
Granges-Paccot, Switzerland

[\*\*] Term: **14 Years**

[21] Appl. No.: **29/117,462**

[22] Filed: **Jan. 25, 2000**

[30] **Foreign Application Priority Data**

Jul. 26, 1999 [FR] France ..... 99 4774

[51] **LOC (7) Cl.** ..... **12-15**

[52] **U.S. Cl.** ..... **D12/147**

[58] **Field of Search** ..... D12/134-152;  
152/209.1, 209.8, 209.9, 209.11, 209.12,  
209.13, 209.28, 900, 901, 902, 903

[56] **References Cited**

**U.S. PATENT DOCUMENTS**

- D. 228,633 10/1973 Bierbusse ..... D12/142
- D. 272,057 1/1984 Baus ..... D12/151
- D. 318,831 8/1991 Guermandi et al. .... D12/147
- D. 342,469 12/1993 Diensthuber ..... D12/147
- D. 387,718 12/1997 Miller et al. .... D12/147
- D. 421,584 3/2000 Lovell et al. .... D12/147

**FOREIGN PATENT DOCUMENTS**

0914974 5/1999 European Pat. Off. .

**OTHER PUBLICATIONS**

Maxxis MA-752 "Bravo" Tire, 1998 Tread Design Guide, p. 106. 3/5, Jan. 1998.

*Tread Design Guide*, Medium & Large Highway Truck Tires, Hallmark Steelmark ADG TL-TT-S-SB-RP-HC, 1999, p. 140.

*Tread Design Guide*, Medium & Large Highway Truck Tires, Michelin XDE A/T TL-S-SB-RP-HC, 1999, p. 150.

*Tread Design Guide*, Medium & Large Highway Truck Tires, Shell Roadmark Drive Radial I TL-TT-S-S-B-RP-HC, 1999, p. 157.

*Primary Examiner*—Robert M. Spear  
*Attorney, Agent, or Firm*—BakerBotts, L.L.P.

[57] **CLAIM**

The ornamental design for a tread of a tire, as shown and described.

**DESCRIPTION**

FIG. 1 is a perspective view of the tread of a tire of the present invention, it being understood that the pattern is repeated uniformly throughout the circumference of the tread,

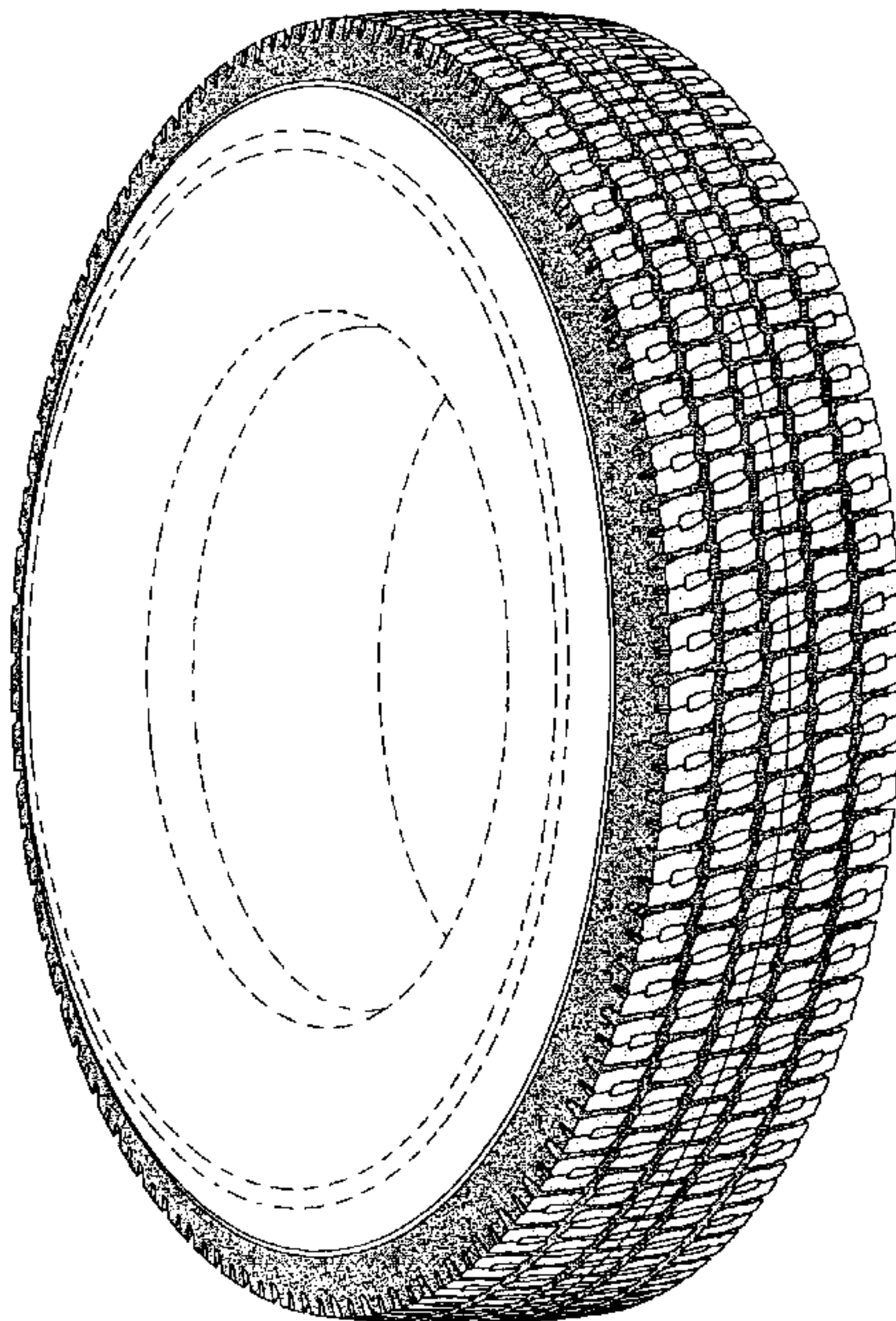
FIG. 2 is an elevational view of the tire tread design shown in FIG. 1; and,

FIG. 3 is a side view of the tire tread design, the opposite side view being identical thereto.

In the drawings, the broken lines defining the tire inner bead and sidewall are for illustrative purposes only and form no part of the claimed design.

In the drawings, the dark stippled surface shading represents the recessed portion of the tread grooves, having a depth as best shown in FIG. 2.

**1 Claim, 3 Drawing Sheets**



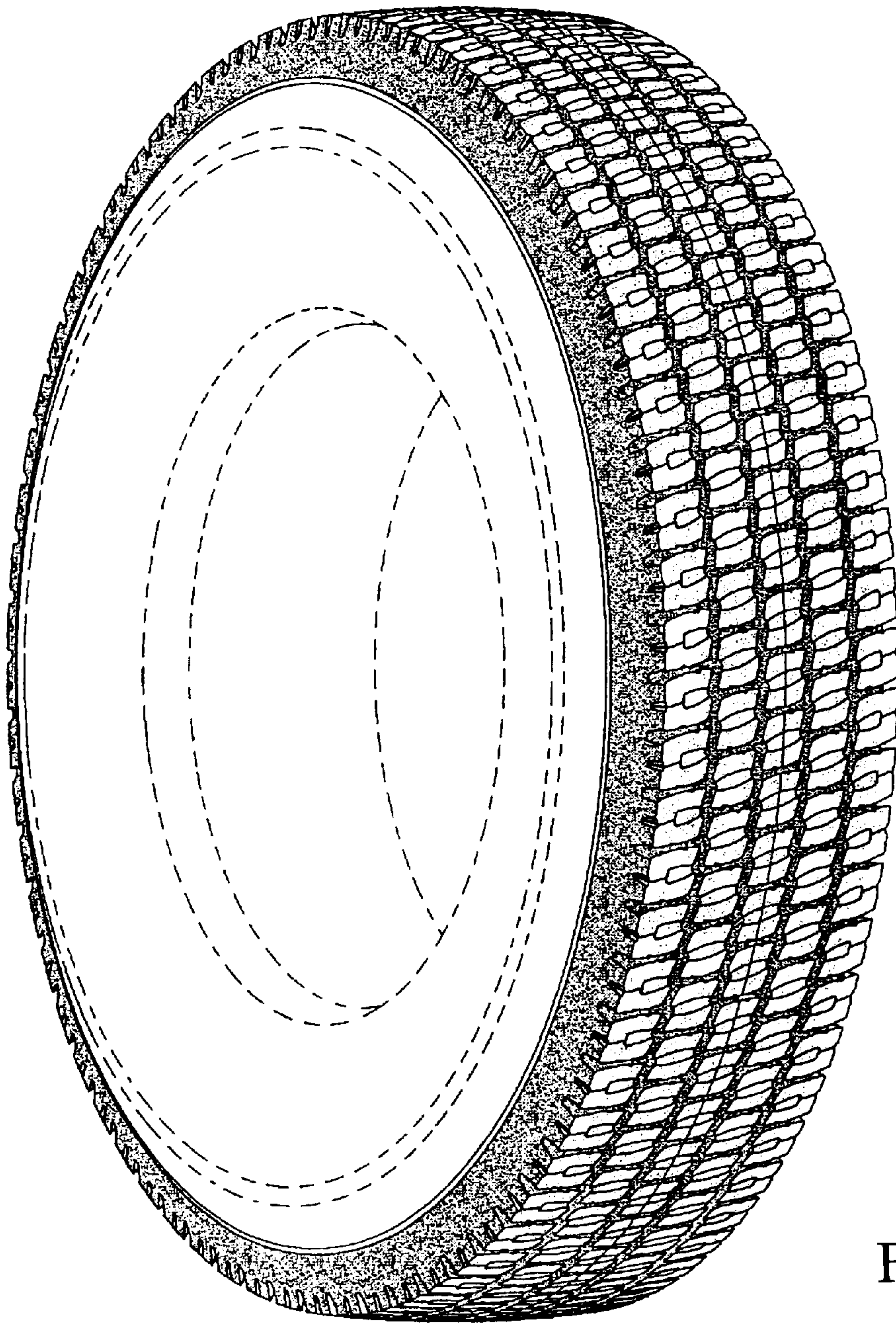


FIGURE 1






FIGURE 2

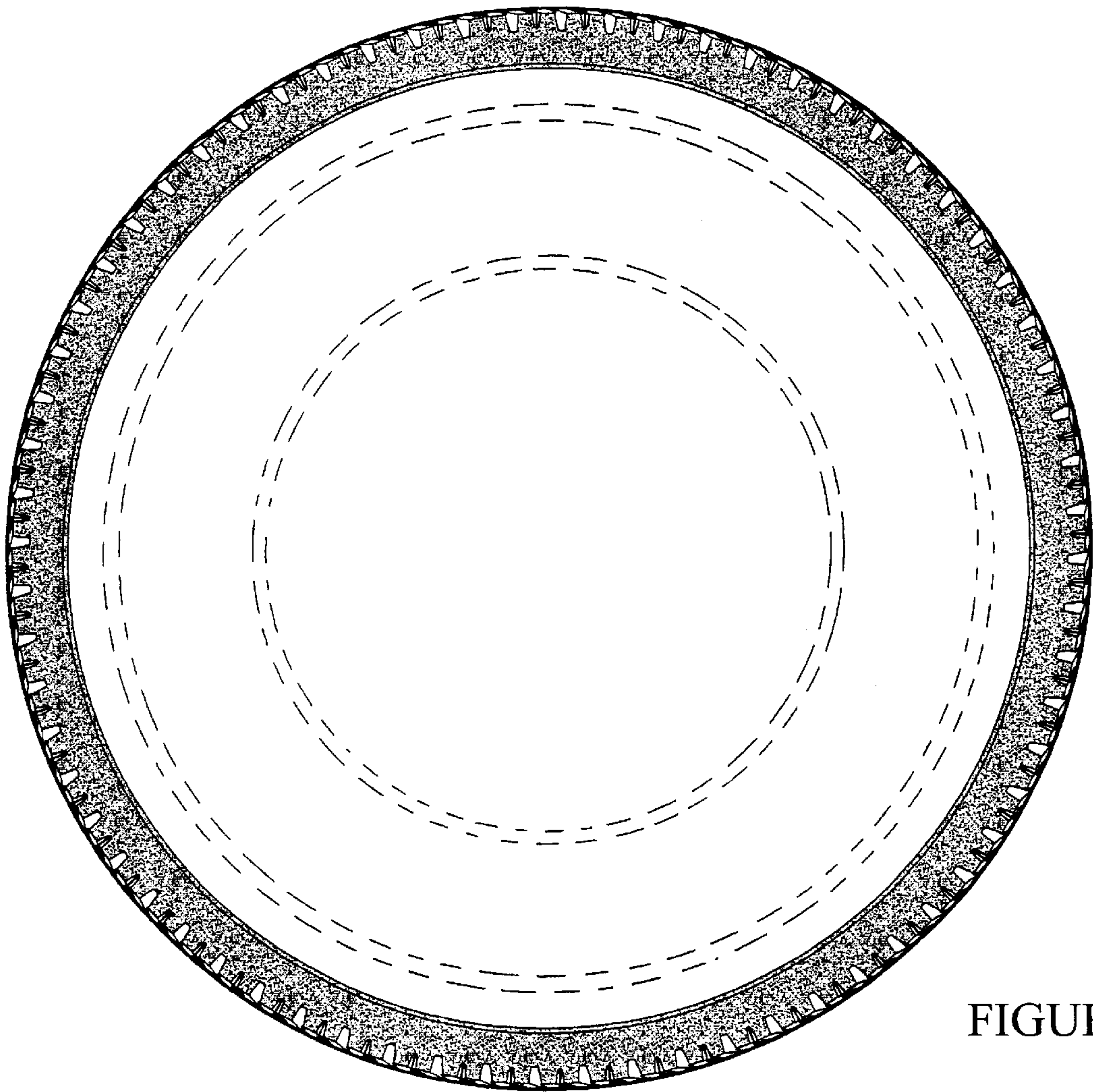


FIGURE 3