

US00D432948S

United States Patent [19]

Verduyn et al.

[11] Patent Number: Des. 432,948

[45] Date of Patent: ** Oct. 31, 2000

[54] VEHICLE BODY

D. 416,519 11/1999 Won et al. D12/91

[75] Inventors: **Kevin R. Verduyn**, Carlsbad; **Thomas G. Tremont**, San Diego, both of Calif.; **K. Neil Walling**, Leonard, Mich.

OTHER PUBLICATIONS

Fiat Punto shown in Auto & Design, Aug.–Sep. 1999, cover page and pp. 21–23.

Mercedes-Benz Classe A shown in Auto & Design, Sep. 1997, cover page and pp. 15–27.

[73] Assignee: **DaimlerChrysler Corporation**, Auburn Hills, Mich.

Primary Examiner—Melody N. Brown
Attorney, Agent, or Firm—Mark P. Calcaterra

[**] Term: **14 Years**

[21] Appl. No.: **29/110,261**

[57] CLAIM

[22] Filed: **Sep. 2, 1999**

The ornamental design for a vehicle body, as shown and described.

[51] LOC (7) Cl. **12-08**

[52] U.S. Cl. **D12/91**

[58] Field of Search D12/90–92, 86;
296/185

DESCRIPTION

[56] References Cited

U.S. PATENT DOCUMENTS

D. 352,482	11/1994	Cannara et al.	D12/90
D. 371,526	7/1996	Verduyn et al.	D12/86
D. 378,906	4/1997	Nesbitt et al.	D12/91
D. 391,898	3/1998	Yoshikawa et al.	D12/91
D. 391,899	3/1998	Chiouka et al.	D12/91
D. 392,920	3/1998	Verduyn et al.	D12/91
D. 404,690	1/1999	Garund et al.	D12/91
D. 406,551	3/1999	Nesbitt et al.	D12/92
D. 406,795	3/1999	Nagura et al.	D12/91
D. 408,329	4/1999	Anness et al.	D12/92

FIG. 1 is a front perspective view illustrating a vehicle body constructed in accordance with the teachings of the present invention.

FIG. 2 is a left side view thereof, it being understood that the side opposite to that shown is a substantial mirror image thereof.


FIG. 3 is a rear perspective view thereof.

FIG. 4 is a front view thereof; and,

FIG. 5 is a rear view thereof.

It will be understood that the top of the vehicle is plain and unornamented. It will also be understood that the broken line showing of tires and an exhaust pipe is illustrative only and forms no part of the subject invention.

1 Claim, 4 Drawing Sheets



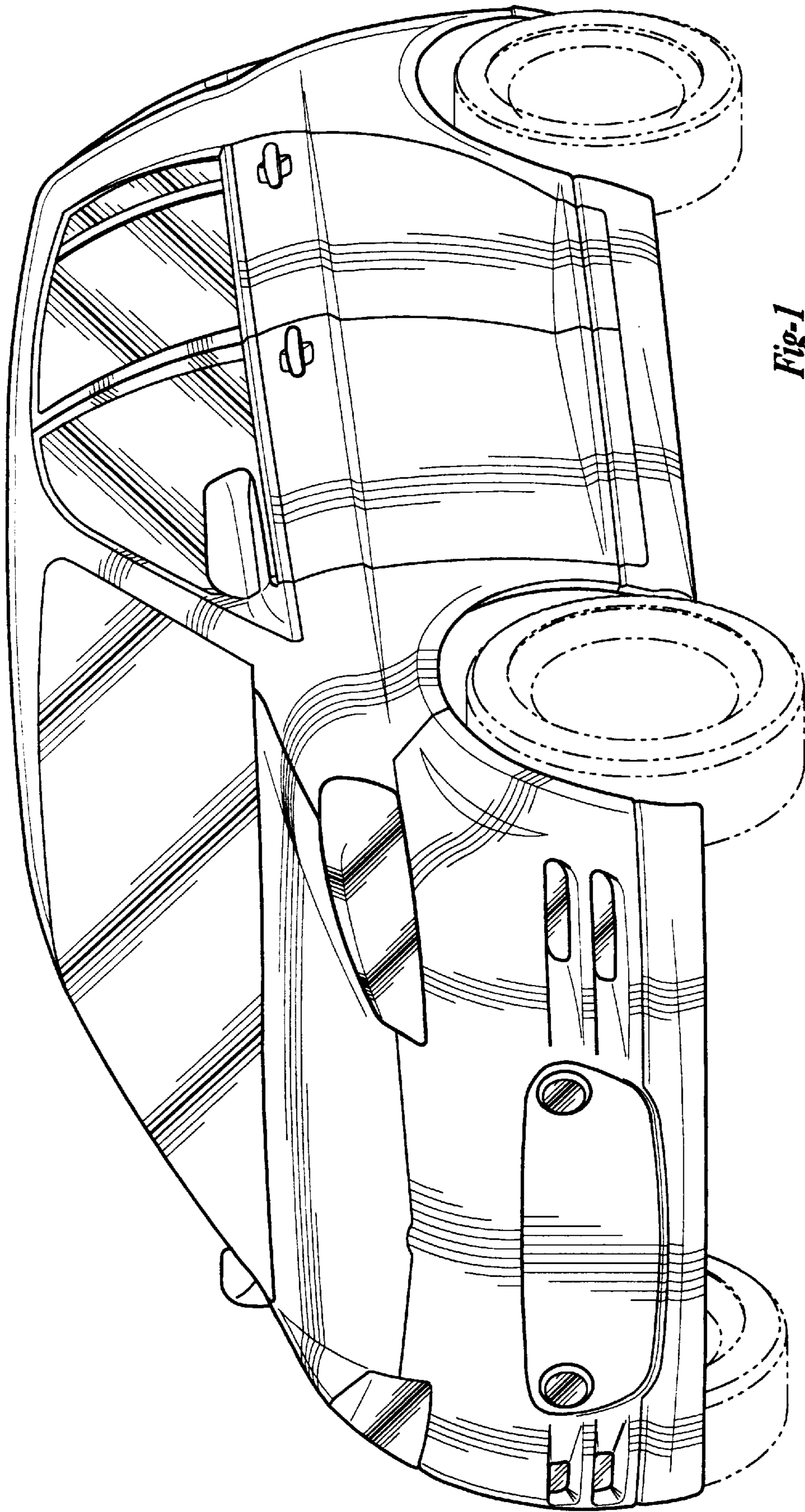


Fig-1

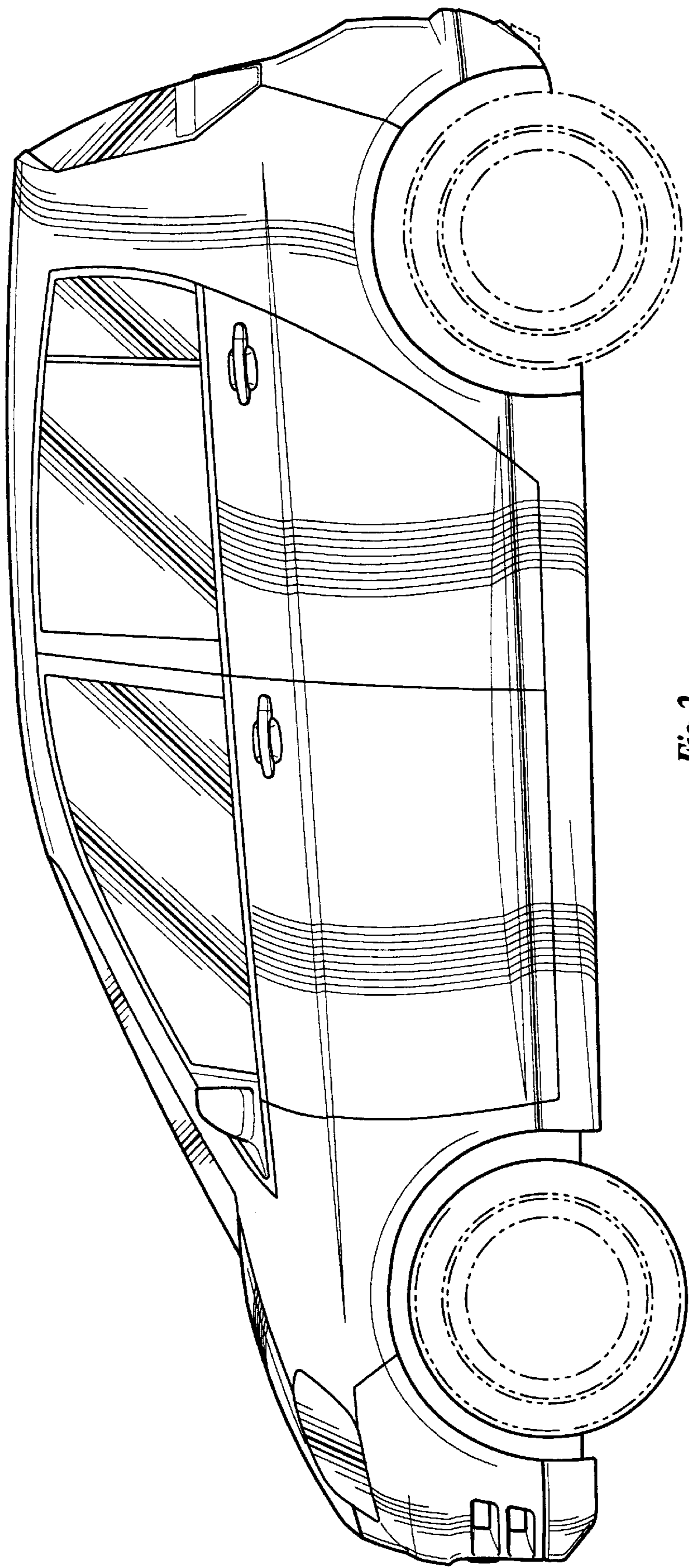


Fig-2

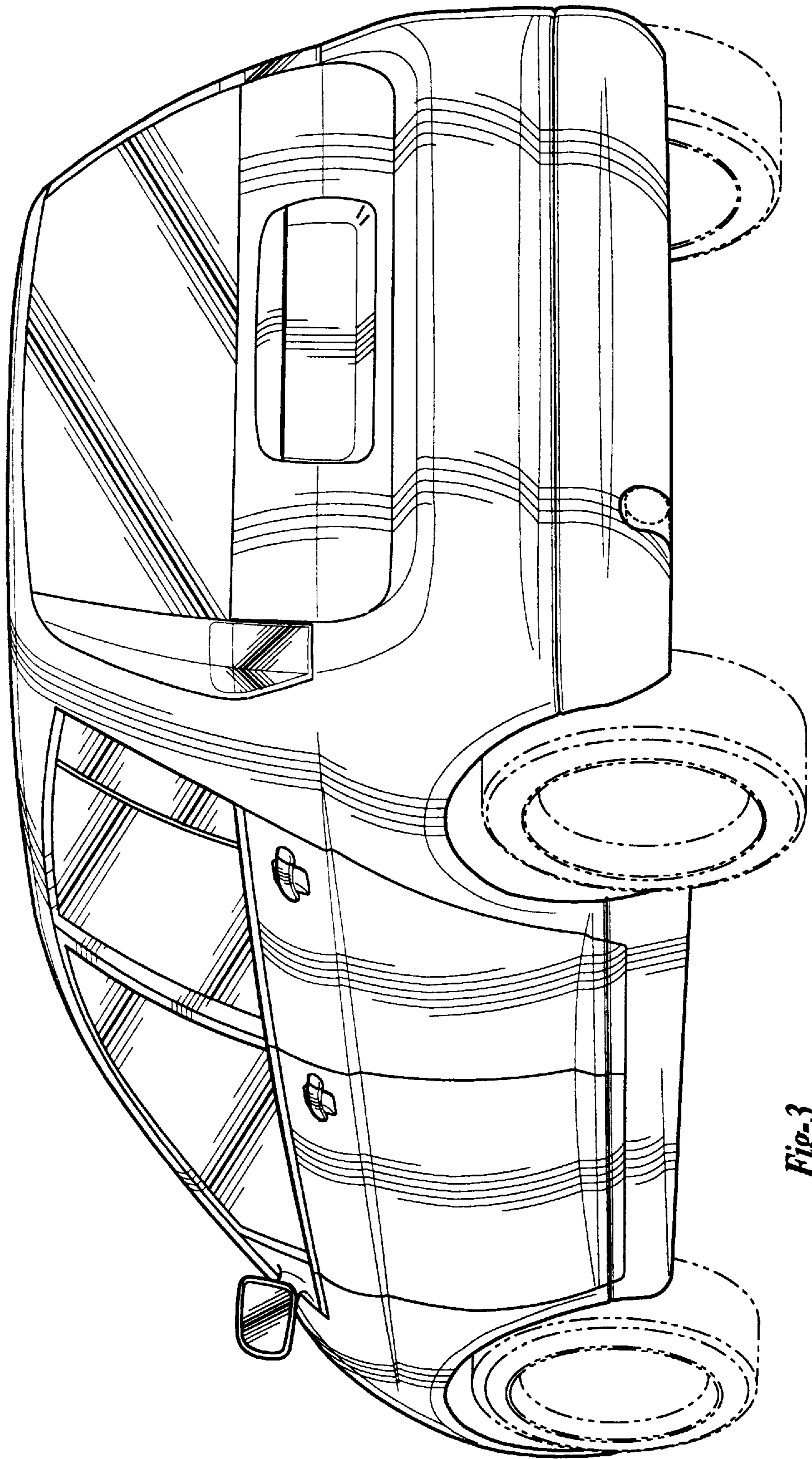


Fig-3

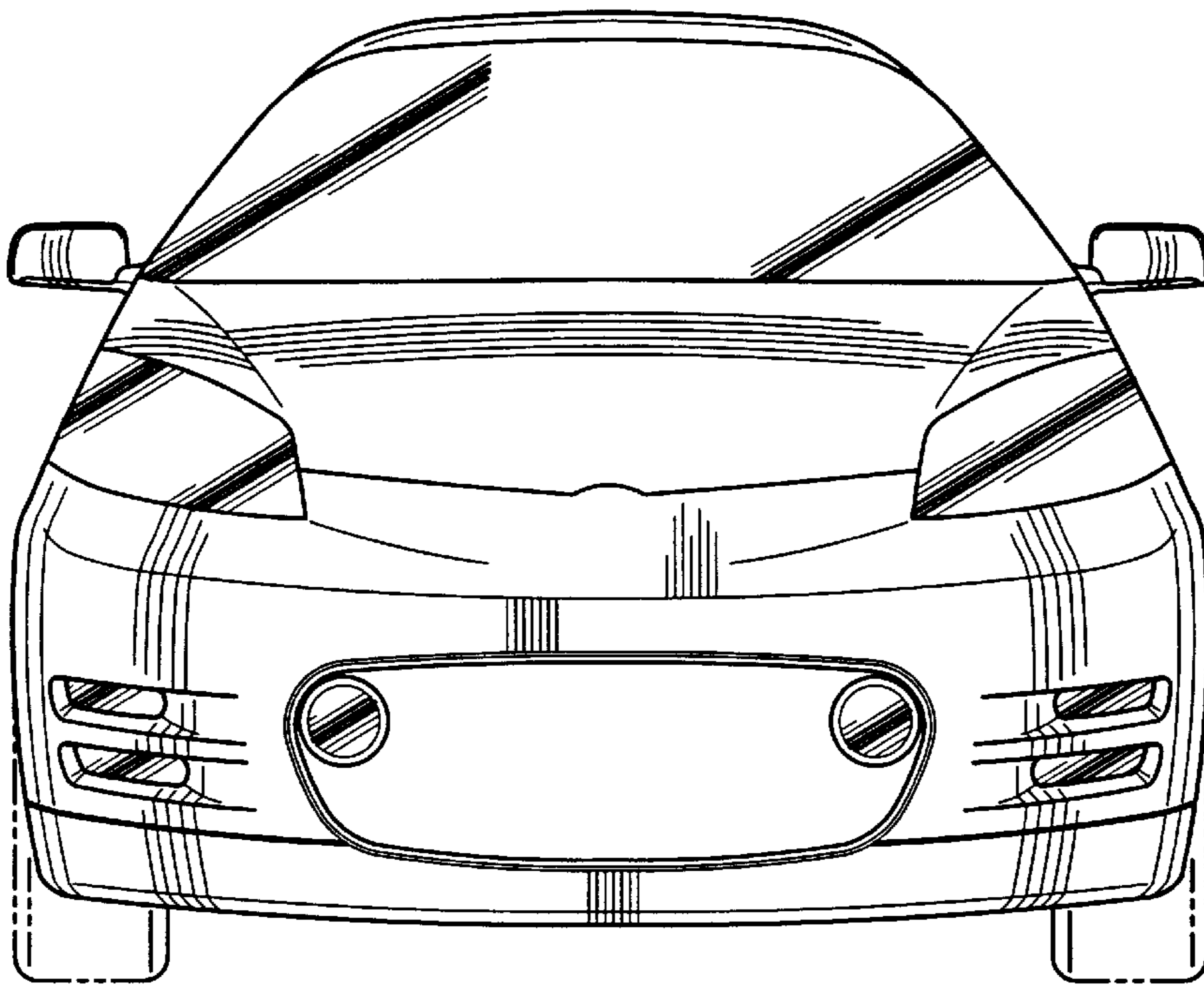


Fig-4




Fig-5