



US00D432946S

**United States Patent** [19]  
**Gorelick**

[11] **Patent Number: Des. 432,946**

[45] **Date of Patent: \*\* Oct. 31, 2000**

[54] **BATHING SUIT STRAP HOLDER**

[76] Inventor: **Risa Gorelick**, 6 Mills Rd., Suffern,  
N.Y. 10901

[\*\*] Term: **14 Years**

[21] Appl. No.: **29/103,290**

[22] Filed: **Apr. 12, 1999**

[51] **LOC (7) Cl.** ..... **02-07**

[52] **U.S. Cl.** ..... **D11/200**

[58] **Field of Search** ..... D11/200-212;  
D28/39-42; 2/323, 338; 24/545, 563, 198,  
306; D2/859; 480/86; 450/86

[56] **References Cited**

**U.S. PATENT DOCUMENTS**

D. 177,723	5/1956	Doherty	.....	D11/212
D. 179,614	1/1957	Shafer	.....	D11/212
1,401,227	12/1921	Wyeth	.....	2/323
5,935,044	8/1999	Brewster	.....	2/323 X
5,964,642	10/1999	Fildan	.....	2/323 X

*Primary Examiner*—Louis S. Zarfes  
*Assistant Examiner*—Catherine R. Oliver

[57] **CLAIM**

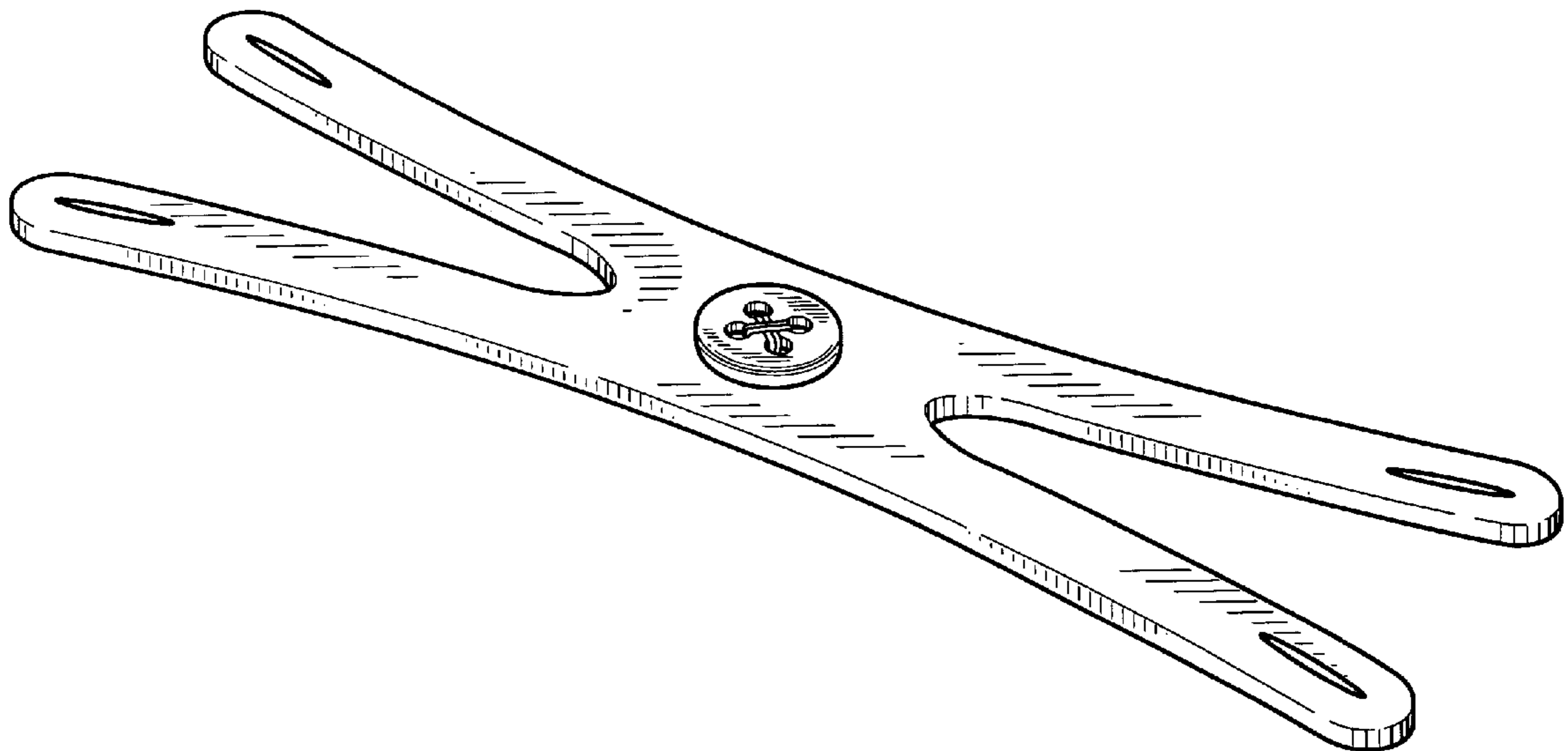
The ornamental design for the bathing suit strap holder, as shown and described.

**DESCRIPTION**

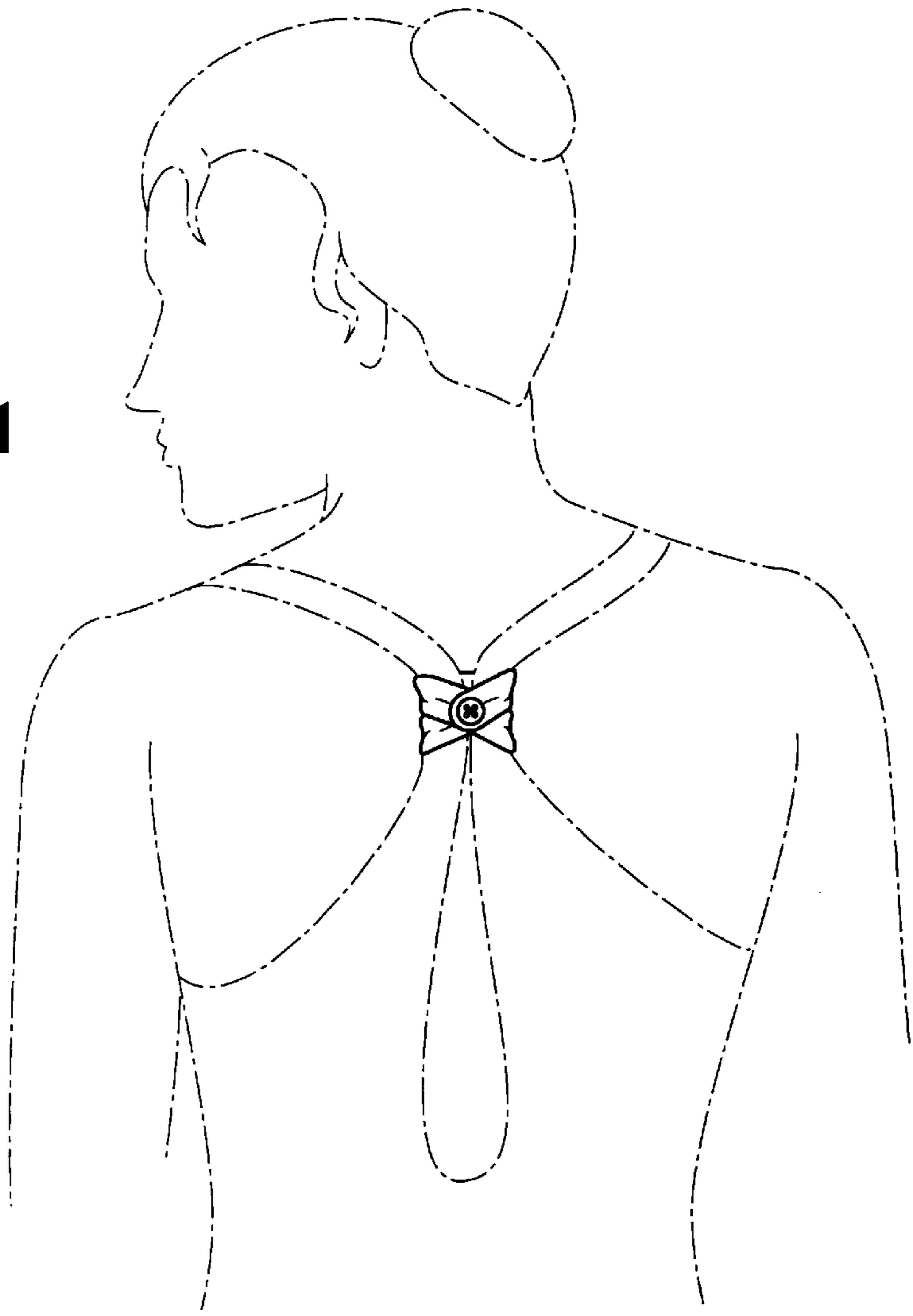
FIG. 1 is a front elevational view of the bathing suit strap holder showing my new design in use;  
FIG. 2 is a perspective view thereof;  
FIG. 3 is a front elevational view thereof;  
FIG. 4 is a rear elevational view thereof;  
FIG. 5 is a top plan view thereof, the opposite side being a mirror image; and,  
FIG. 6 is a right side elevational view thereof, the opposite side being a mirror image thereof.

The broken line showing of environment in FIG. 1 is for illustrative purposes only and forms no part of the claimed design.

**1 Claim, 2 Drawing Sheets**



**FIG. 1**



**FIG. 2**

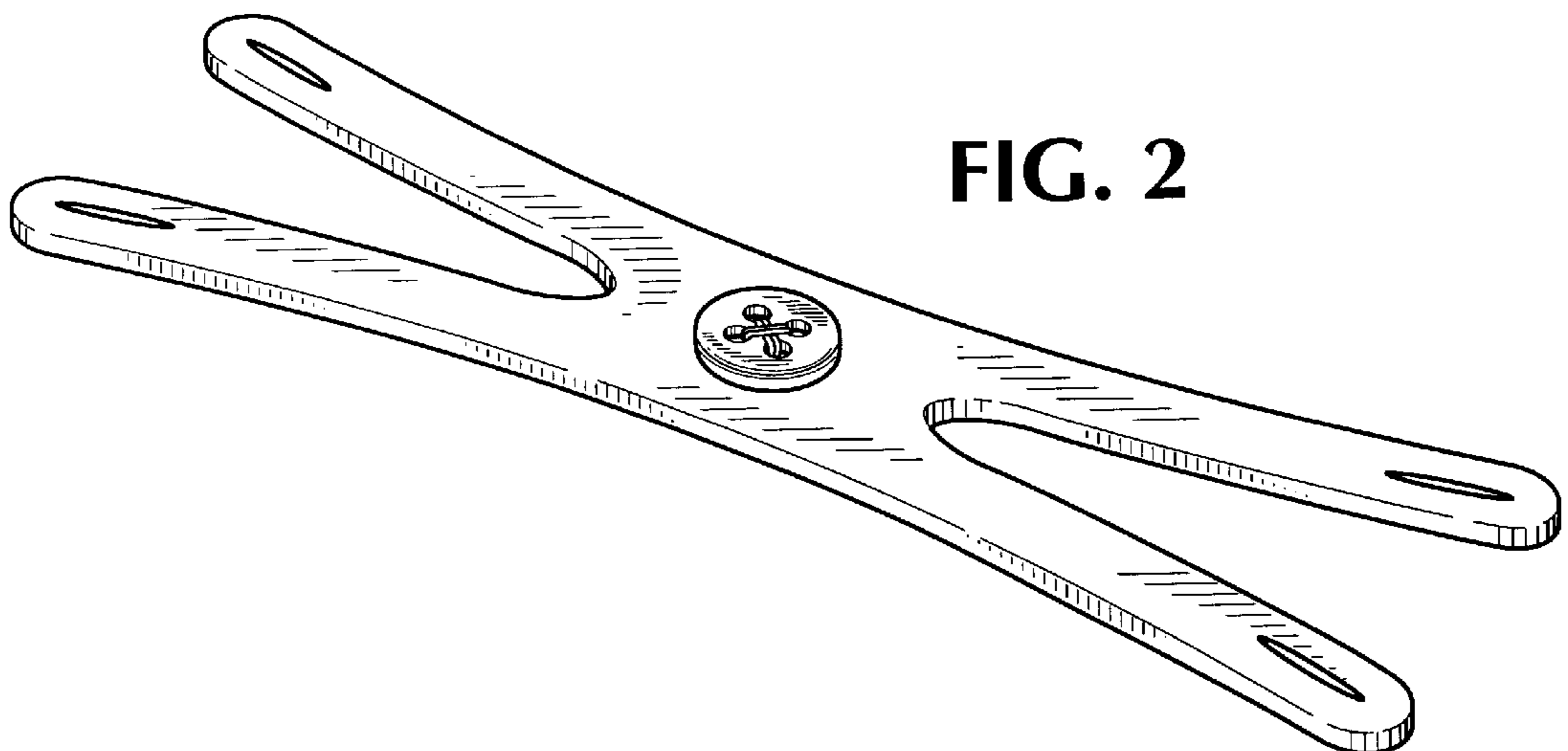


FIG. 3

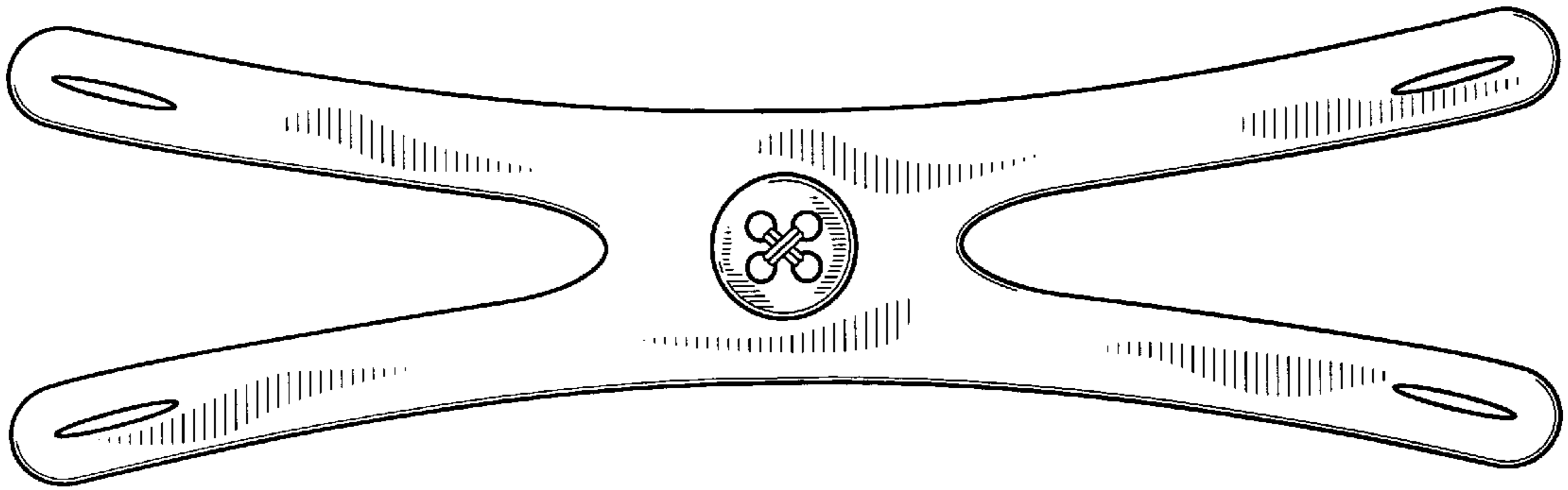


FIG. 4

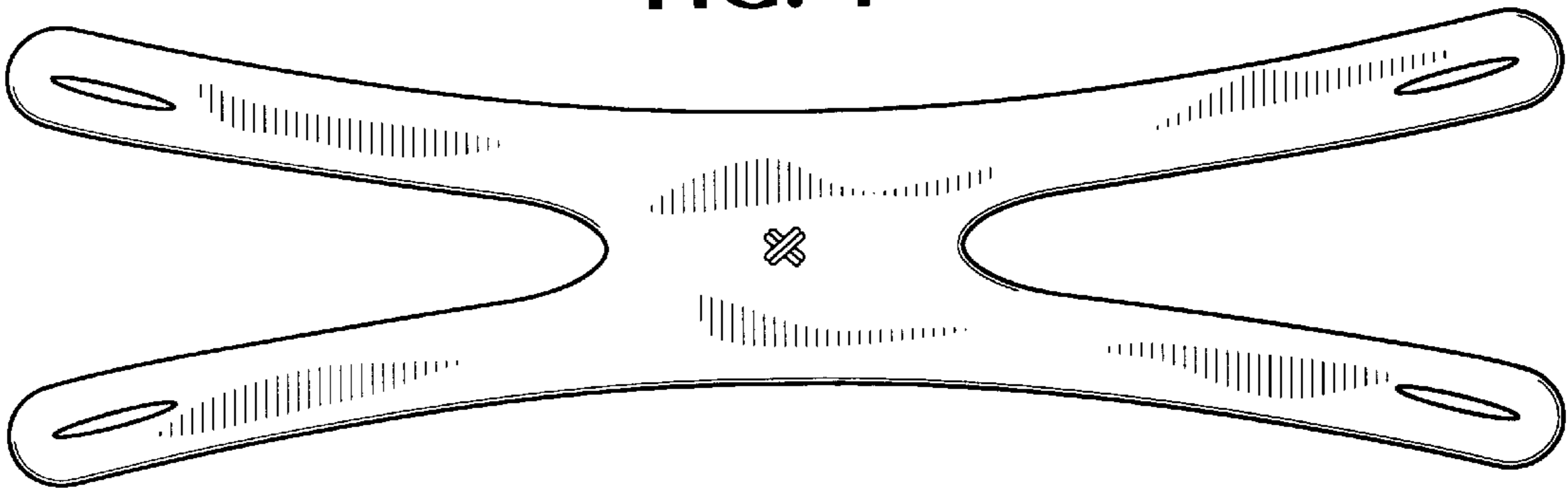


FIG. 5



FIG. 6

