



US00D432926S

# United States Patent [19]

[11] **Patent Number: Des. 432,926**

**Modolo**

[45] **Date of Patent: \*\* Oct. 31, 2000**

[54] **WATCH CASE**

D. 297,418	8/1988	Thalgott .....	D10/39
D. 422,222	4/2000	Wunderman .....	D10/30
4,575,833	3/1986	Bakhtiari .....	368/282

[76] **Inventor: Dino Modolo, Rue Neuve 9, 2302 La Chaux-de-Fonds, Switzerland**

[\*\*] **Term: 14 Years**

*Primary Examiner*—Nelson C. Holtje

[21] **Appl. No.: 29/111,813**

[57] **CLAIM**

[22] **Filed: Oct. 6, 1999**

The ornamental design for a watch case, as shown and described.

[30] **Foreign Application Priority Data**

**DESCRIPTION**

Apr. 21, 1999 [XH] Hague Agreement ..... DMA/004472

[51] **LOC (7) Cl. .... 10-02**

FIG. 1 is a side view from the right of FIG. 5

[52] **U.S. Cl. .... D10/39; D10/30**

FIG. 2 is a side view from the left of FIG. 5

[58] **Field of Search .... D10/1-40, 122-132; 368/280-282, 276-277, 285**

FIG. 3 is a side view thereof from the bottom of FIG. 5

FIG. 4 is a side view thereof from the top of FIG. 5

FIG. 5 is a plan view of the watchcase

FIG. 6 is a plan rear view of the watchcase; and,

FIG. 7 is a perspective view of the watchcase.

[56] **References Cited**

**U.S. PATENT DOCUMENTS**

D. 245,231 8/1977 Kleiner ..... D10/32

**1 Claim, 2 Drawing Sheets**




FIG. 1



FIG. 2




FIG. 3




FIG. 4




FIG. 5




FIG. 6




FIG. 7

