



US00D432919S

United States Patent [19]
Spring

[11] **Patent Number: Des. 432,919**

[45] **Date of Patent: ** Oct. 31, 2000**

[54] **BOTTLE**

[75] Inventor: **Michael D. Spring**, Plantation, Fla.

[73] Assignee: **Beverage Canners International Corp.**, Miami, Fla.

[**] Term: **14 Years**

[21] Appl. No.: **29/094,230**

[22] Filed: **Sep. 29, 1998**

[51] **LOC (7) Cl.** **09-01**

[52] **U.S. Cl.** **D9/538; D9/553**

[58] **Field of Search** **D9/538, 553, 520, D9/556, 557; 215/382, 383, 384**

[56] **References Cited**

U.S. PATENT DOCUMENTS

D. 67,315	5/1925	Stewart	D9/553
D. 95,989	6/1935	Sakier	D9/553
D. 178,529	8/1956	Lorenzen	D9/553
D. 217,230	4/1970	Kissig	D9/500
D. 395,826	7/1998	Hygaard, Sr.	D9/553
D. 407,318	3/1999	Finlay et al.	D9/538
D. 411,457	6/1999	Ruda et al.	D9/538
5,320,230	6/1994	Hsiung	215/375

Primary Examiner—Lucy Lieberman
Attorney, Agent, or Firm—Finnegan, Henderson, Farabow, Garrett & Dunner, L.L.P.


[57] **CLAIM**

The ornamental design for a bottle, as shown and described.

DESCRIPTION

FIG. 1 is a front elevation of a bottle showing my new design, the bottle is rotationally symmetric except for the threaded portion of the neck finish;
FIG. 2 is a top plan view thereof;
FIG. 3 is a bottom plan view thereof;
FIG. 4 is a front elevation of a second embodiment of the bottle, the second embodiment is rotationally symmetric except for the threaded portion of the neck finish;
FIG. 5 is a top plan view thereof;
FIG. 6 is a bottom plan view thereof;
FIG. 7 is a front elevation of a third embodiment of the bottle, the third embodiment is rotationally symmetric except for the threaded portion of the neck finish;
FIG. 8 is a top plan view thereof; and,
FIG. 9 is a bottom plan view thereof.
The portions of the neck finish that are not shown in the drawings do not form part of the claimed design.

1 Claim, 5 Drawing Sheets






FIG. 1




FIG. 2



FIG. 3

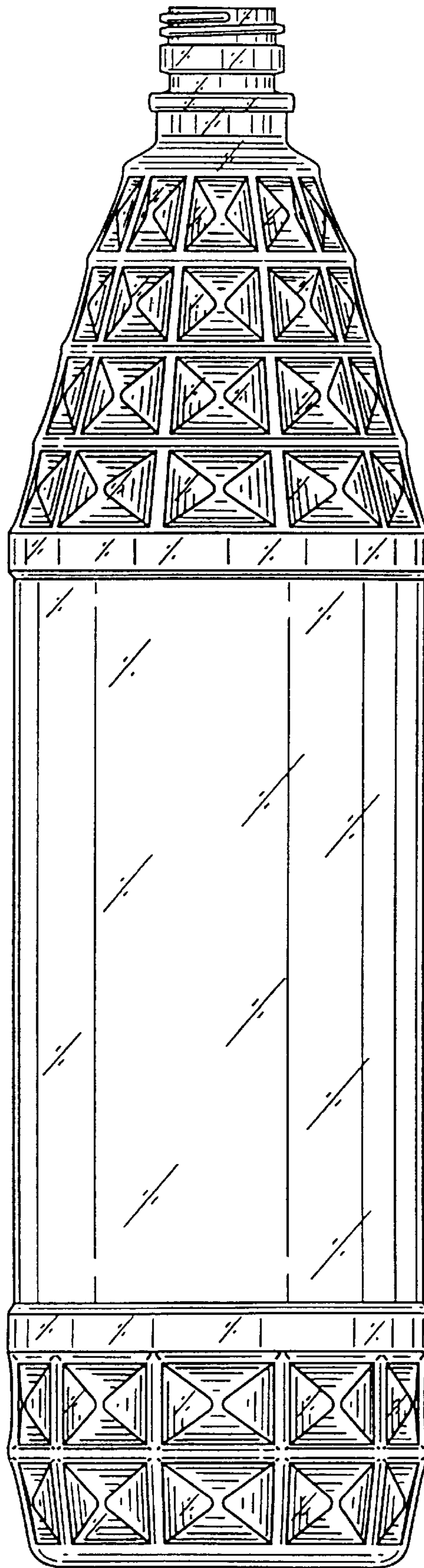


FIG. 4




FIG. 5



FIG. 6




FIG. 7




FIG. 8



FIG. 9