



US00D432911S

United States Patent [19]

Clarke et al.

[11] Patent Number: **Des. 432,911**

[45] Date of Patent: **** Oct. 31, 2000**

[54] **BATTERY PACKAGE**

[75] Inventors: **Peter B. Clarke**, Fairfield; **Javier Verdura**, Milford, both of Conn.; **Frederic Hedouin**, Paris, France; **Ruthanne Salvatore; Deborah Kerrigan**, both of Brookfield, Conn.; **Christian Roberts**, South Norwalk; **S. David Farnworth**, Westport, both of Conn.

[73] Assignee: **The Gillette Company**, Boston, Mass.

[**] Term: **14 Years**

[21] Appl. No.: **29/121,114**

[22] Filed: **Mar. 31, 2000**

[51] **LOC (7) Cl.** **09-07**

[52] **U.S. Cl.** **D9/415; D9/422**

[58] **Field of Search** D9/415, 418, 414, D9/420-423, 337; 206/461-471, 806, 495, 703, 704, 705; 220/334, 337

[56] **References Cited**

U.S. PATENT DOCUMENTS

D. 364,803	12/1995	Wada	D9/415
D. 366,412	1/1996	Peischi et al.	D9/415
D. 394,207	5/1998	Waterbury et al.	D9/415
D. 407,972	4/1999	Hilton	D9/422
4,120,400	10/1978	Kotyuk	206/468 X

4,535,890	8/1985	Artusi	206/468 X
5,429,233	7/1995	Juaristi	206/705
5,878,887	3/1999	Parker et al.	206/468 X

OTHER PUBLICATIONS

Tecchform Inc., Nov. 1982.
Maodern Packaging Catalog, APGE 300, Nov. 1982.

Primary Examiner—Prabhakar Deshmukh
Attorney, Agent, or Firm—Barry D. Josephs; Paul I. Douglas; Thomas G. Krivulka

[57] **CLAIM**

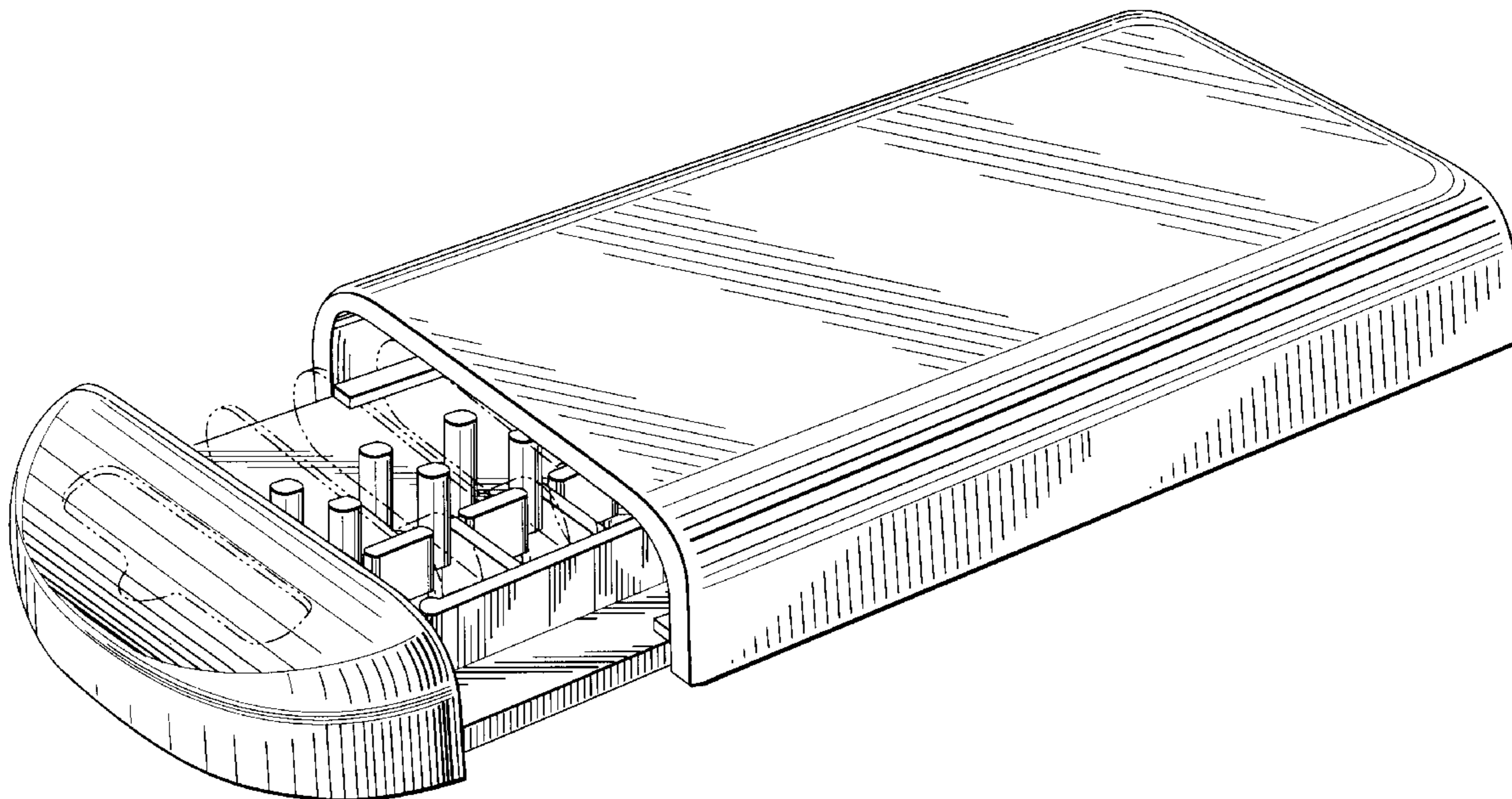
The ornamental design for the battery package, as shown and described.

DESCRIPTION

FIG. 1 is a top perspective view of the battery package of the invention;
FIG. 2 is a top perspective view of the battery package in open position;
FIG. 3 is a top plan view of FIG. 2;
FIG. 4 is a right side elevation view FIG. 2;
FIG. 5 is a left side elevation view of FIG. 2;
FIG. 6 is a front end view of FIG. 2; and,
FIG. 7 is a rear end view of FIG. 2.

The broken line disclosure of unclaimed environmental structure shown in the drawings is for illustrative purposes only and does not constitute a part of the claimed design.

1 Claim, 5 Drawing Sheets



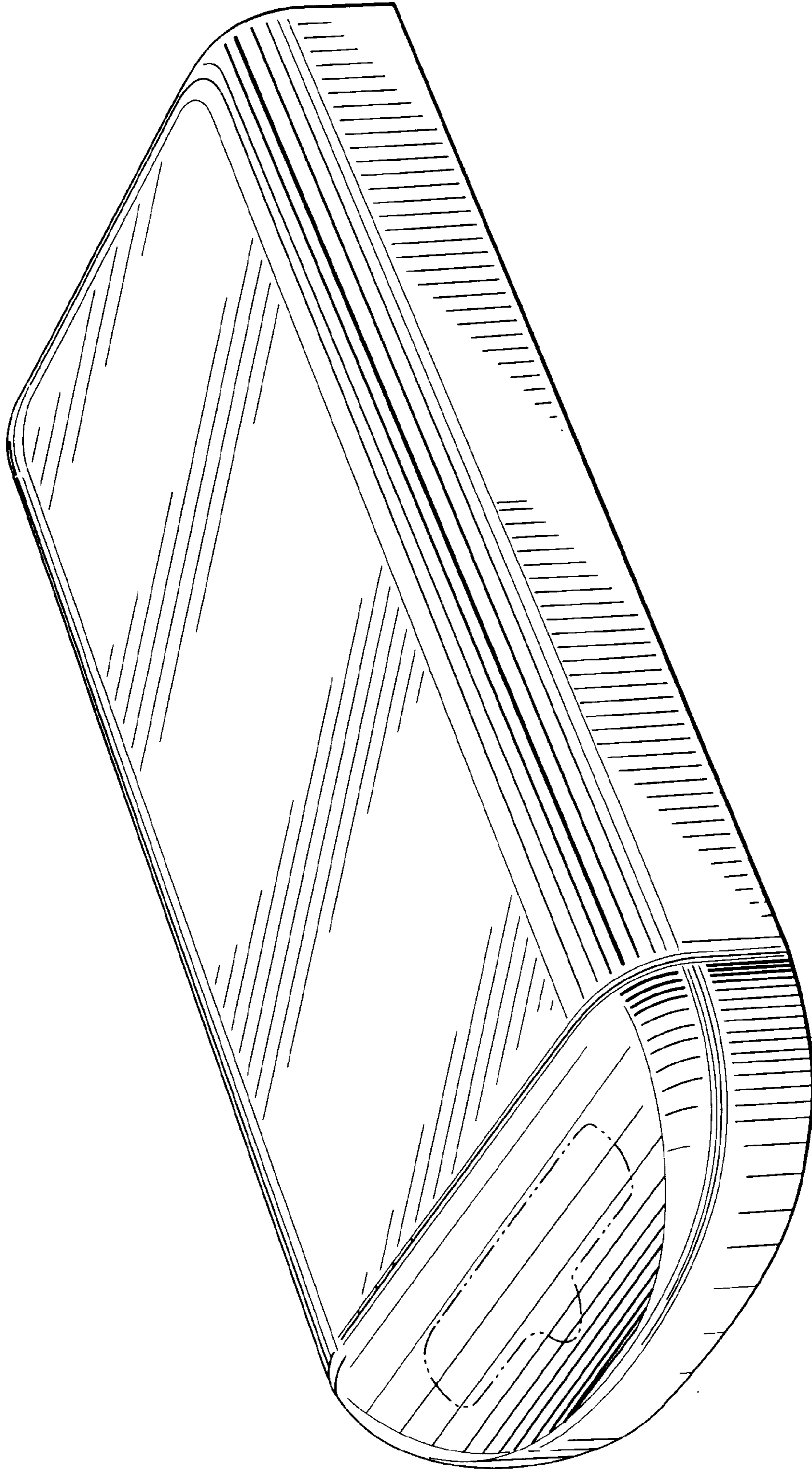


Fig. 1

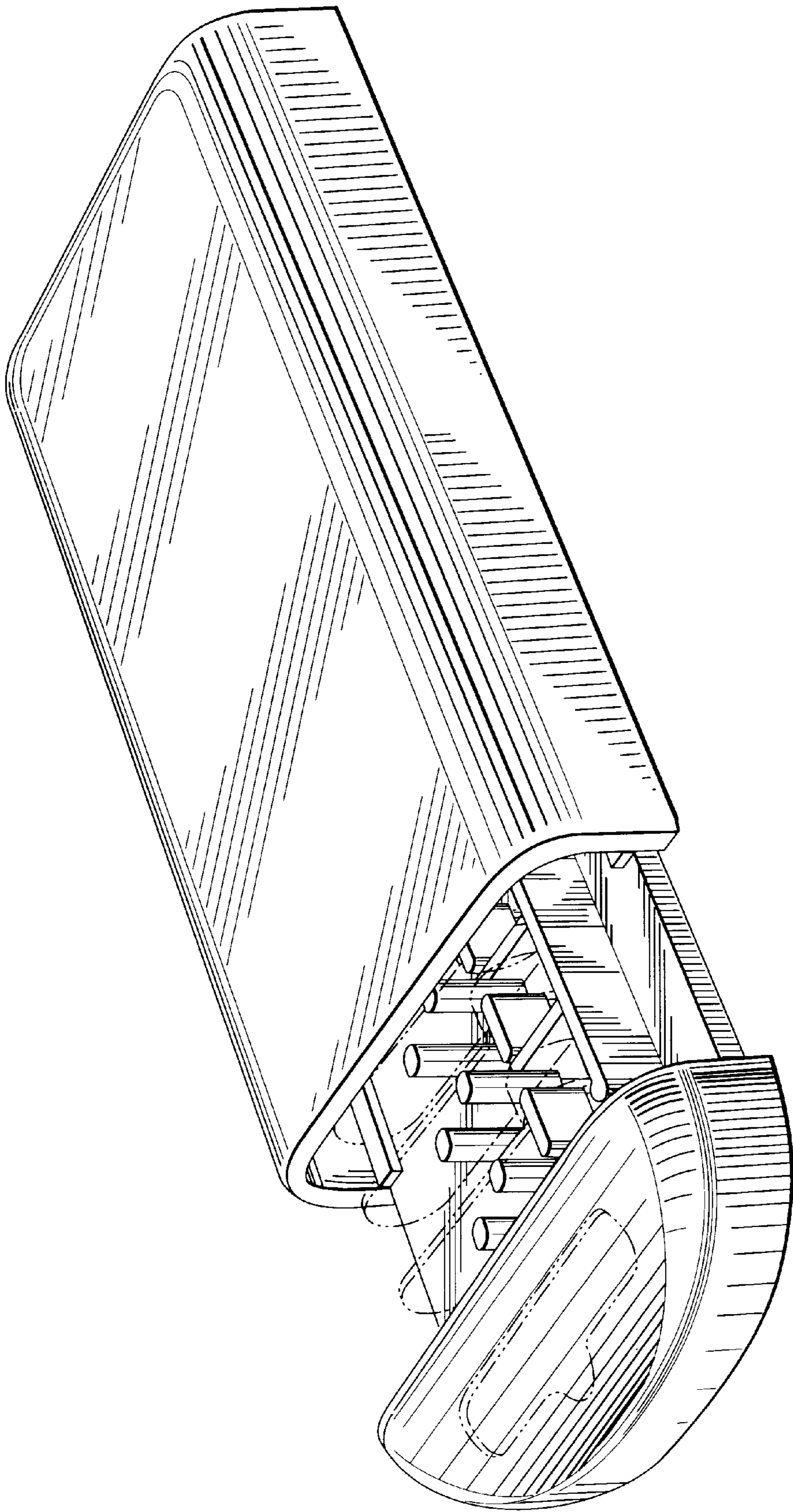


Fig. 2

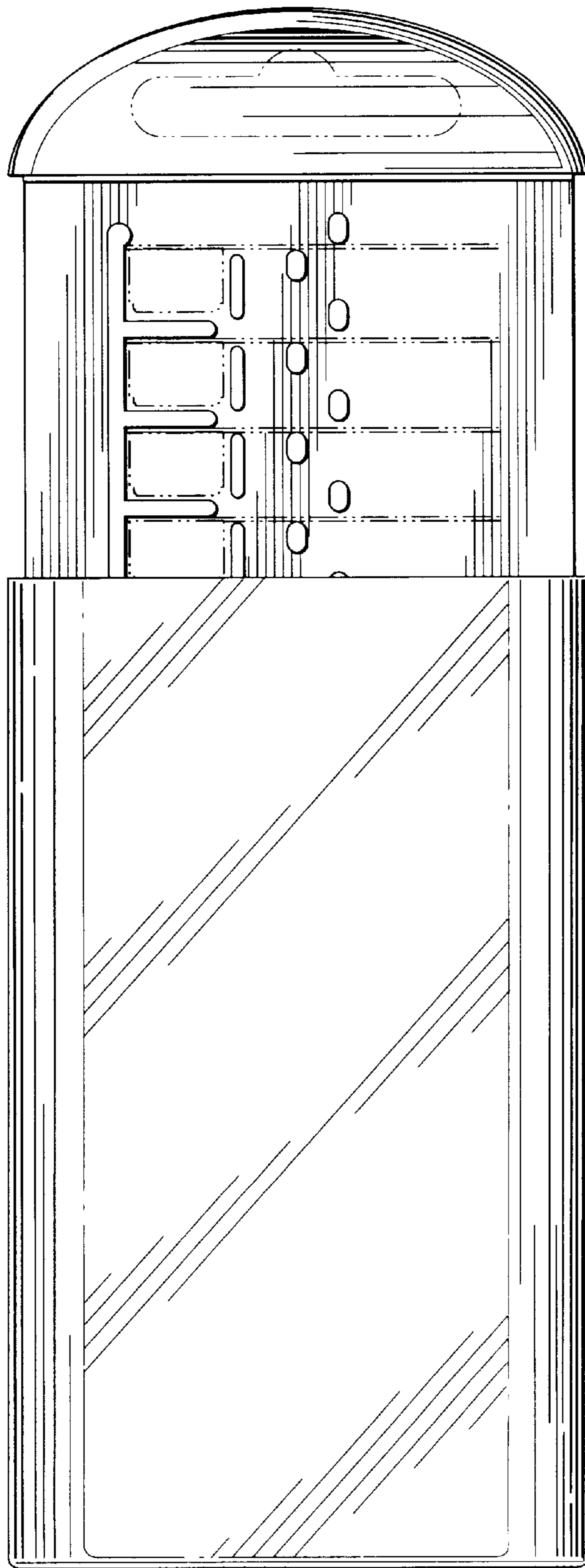


Fig. 3




Fig. 4




Fig. 5




Fig. 6

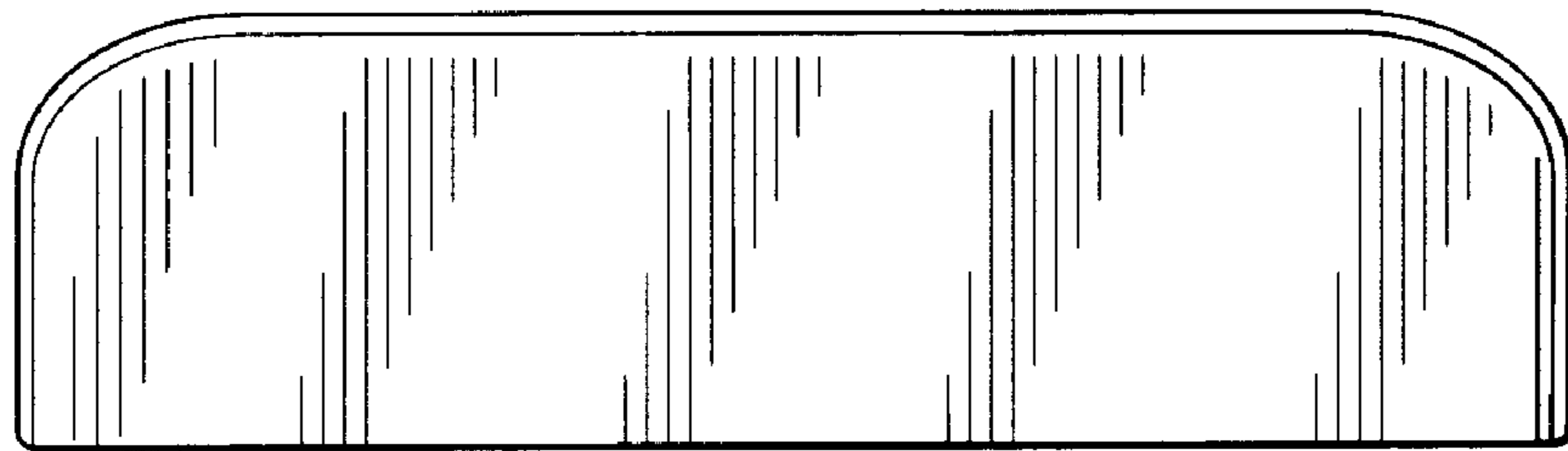


Fig. 7