



US00D432909S

United States Patent [19]

[11] **Patent Number: Des. 432,909**

Pirro et al.

[45] **Date of Patent: ** Oct. 31, 2000**

[54] **BATTERY PACKAGE**

[75] Inventors: **Jeffrey P. Pirro**, Marcellus; **Mark A. Ferguson**, Syracuse, both of N.Y.

[73] Assignee: **Eveready Battery Company, Inc.**, St. Louis, Mo.

[**] Term: **14 Years**

[21] Appl. No.: **29/111,666**

[22] Filed: **Oct. 1, 1999**

[51] **LOC (7) Cl.** **09-07**

[52] **U.S. Cl.** **D9/415**

[58] **Field of Search** D9/415, 418, 414;
206/461-471, 806, 495, 703, 704, 705,
769-783

5,209,354	5/1993	Thornhill et al.	206/469
5,429,233	7/1995	Juaristi	206/705
5,456,382	10/1995	Gringer	221/252
5,735,404	4/1998	Kumakura et al.	206/469
5,816,408	10/1998	Indelicato	206/470 X
6,029,818	2/2000	Kumakura et al.	206/469

OTHER PUBLICATIONS

Techform Inc., Nov. 1982.
Modern Packaging Catalog, p. 300, Nov. 1982.
Copies of photographs of Band-Aid® blister package, 6 pages.

Primary Examiner—Prabhakar Deshmukh
Attorney, Agent, or Firm—Robert W. Welsh; Stewart A. Fraser

[57] **CLAIM**

The ornamental design for a battery package, as shown and described.

[56] **References Cited**

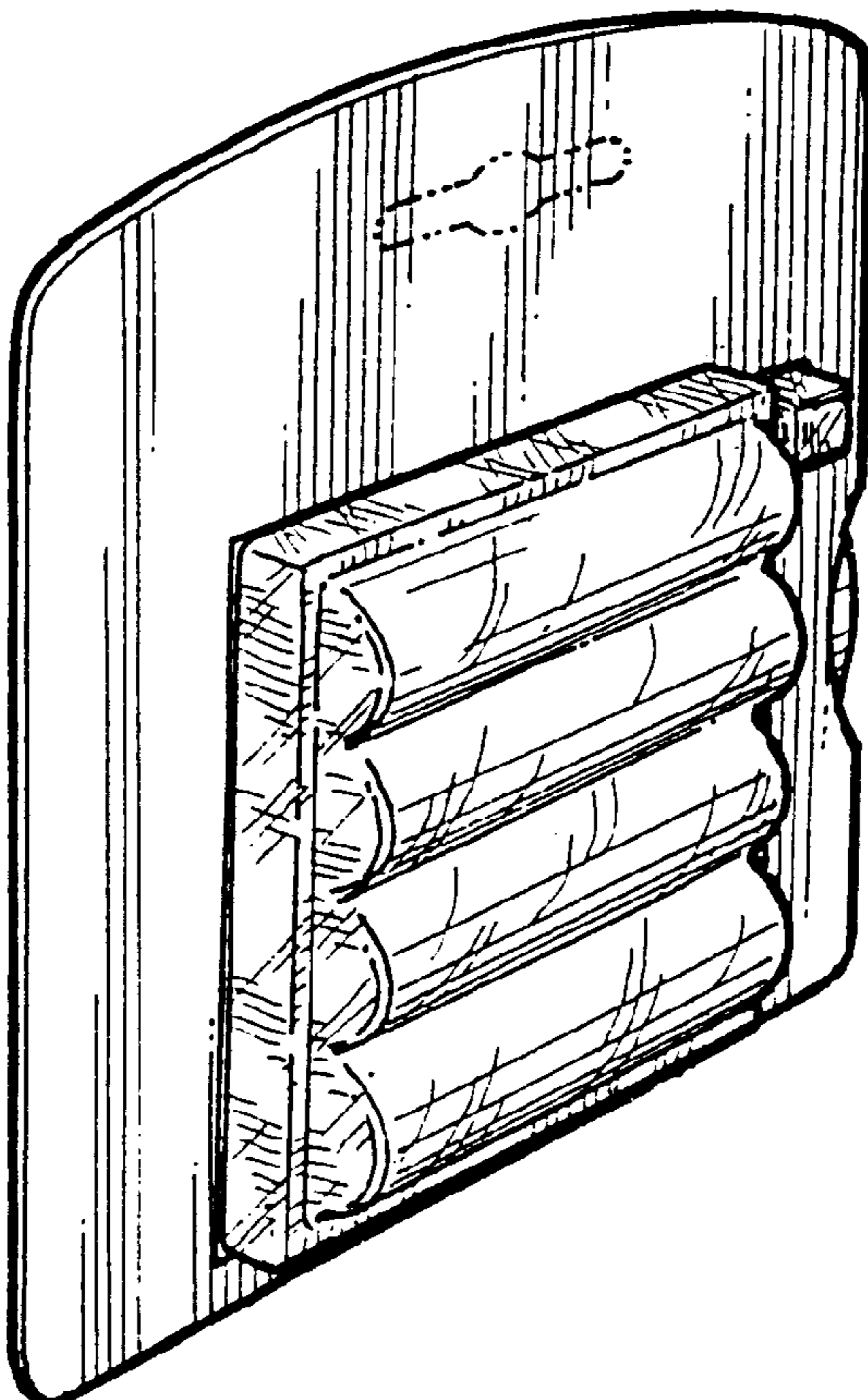
U.S. PATENT DOCUMENTS

D. 222,581	11/1971	Nakamura	D9/415
D. 394,207	5/1998	Waterbury et al.	D9/415
D. 423,344	4/2000	Kumakura et al.	D9/415
D. 423,928	5/2000	Kumakura et al.	D9/415
3,635,331	1/1972	Zucker	206/45.34
4,456,124	6/1984	Kay et al.	206/463
4,694,960	9/1987	Phipps et al.	206/469
4,784,268	11/1988	Perchak	206/461
4,899,882	2/1990	Benner	206/470
5,188,231	2/1993	Kivell et al.	206/705

DESCRIPTION

FIG. 1 is a perspective view of a battery package showing the new design;
FIG. 2 is a front elevational view of FIG. 1;
FIG. 3 is a right side elevational view of FIG. 1;
FIG. 4 is a top plan view of FIG. 1, the bottom plan view is a mirror image of the top plan view;
FIG. 5 is a back elevational view of FIG. 1; and,
FIG. 6 is a left side elevational view of FIG. 1.

1 Claim, 2 Drawing Sheets



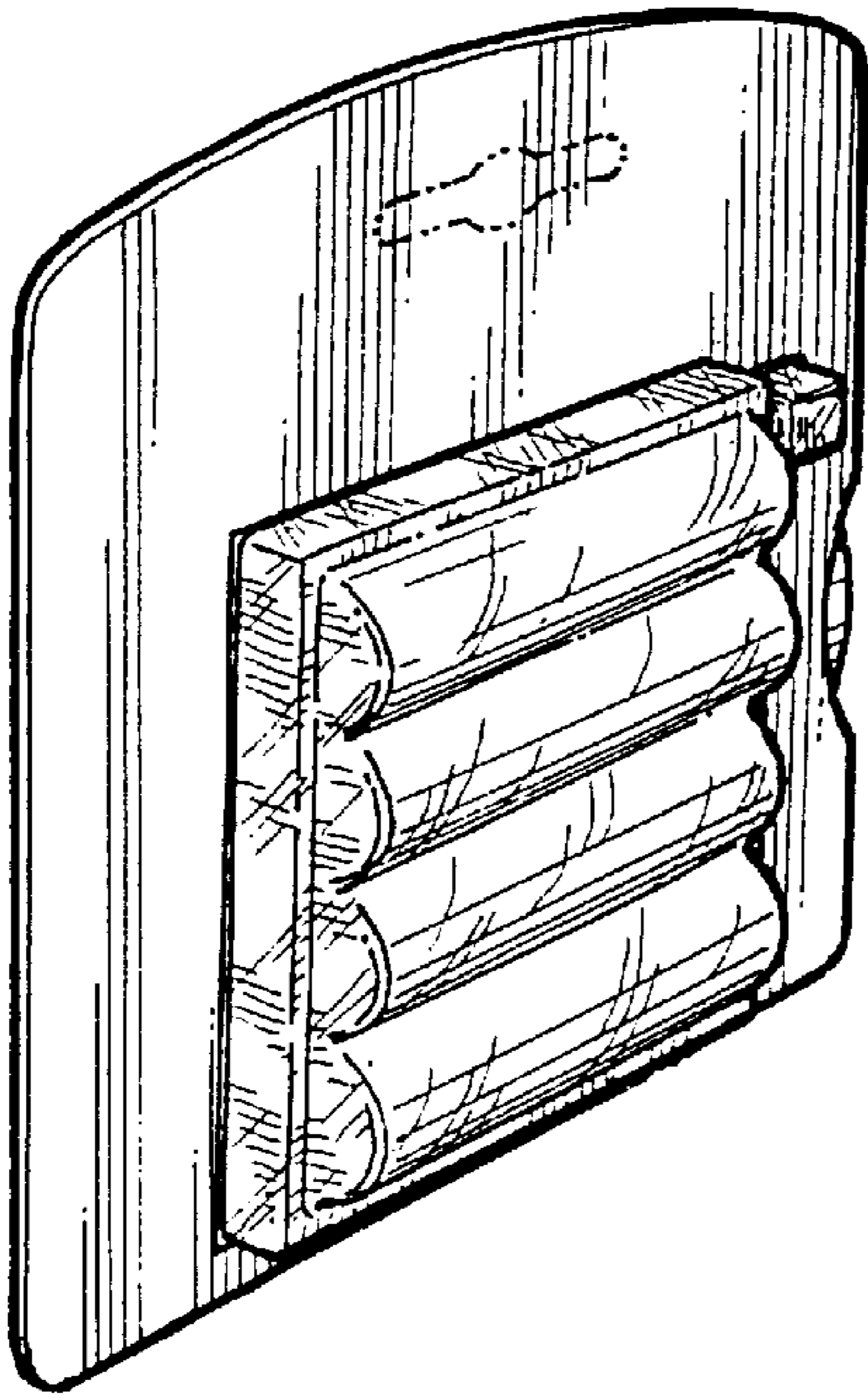


Fig. 1

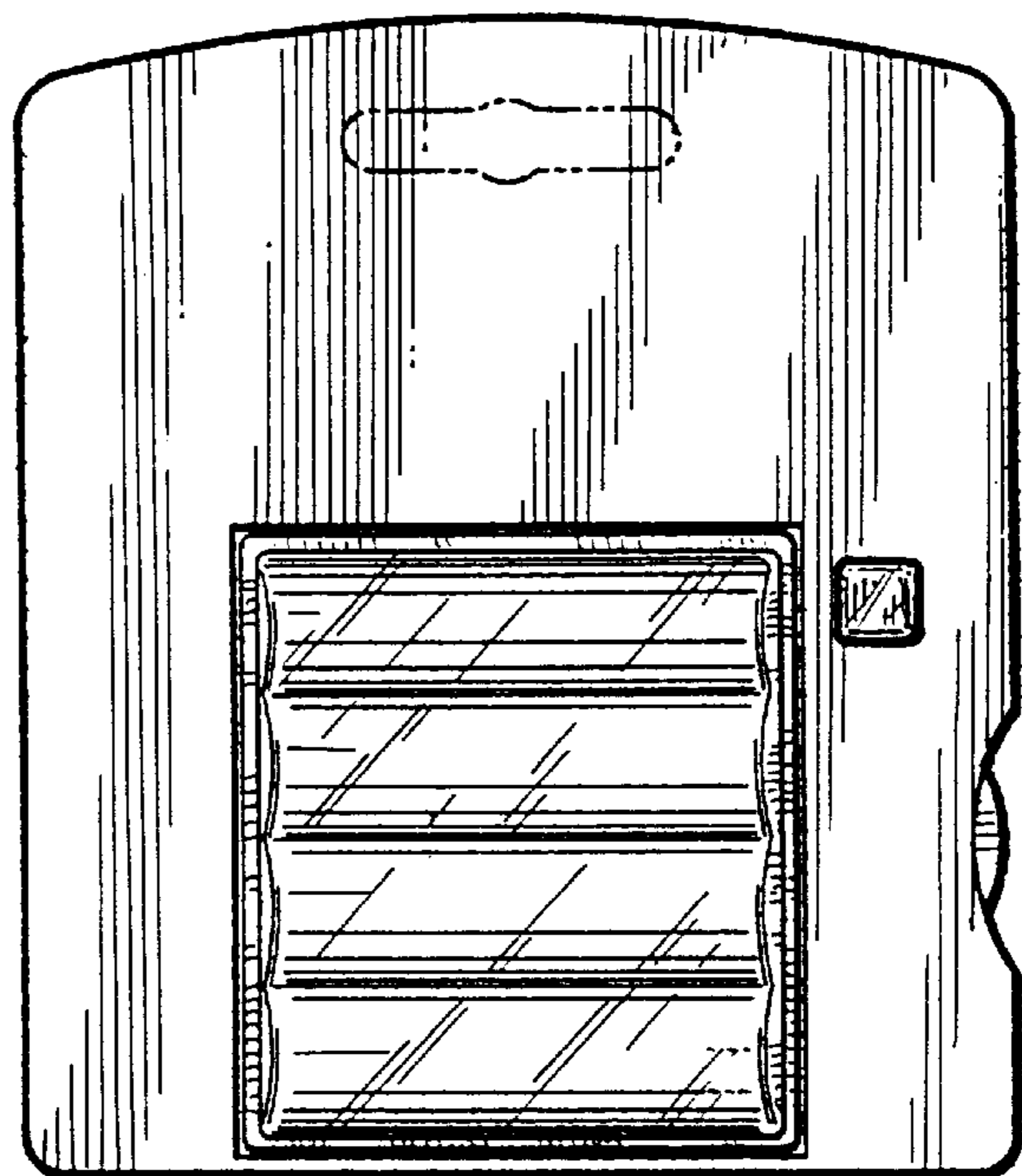


Fig. 2

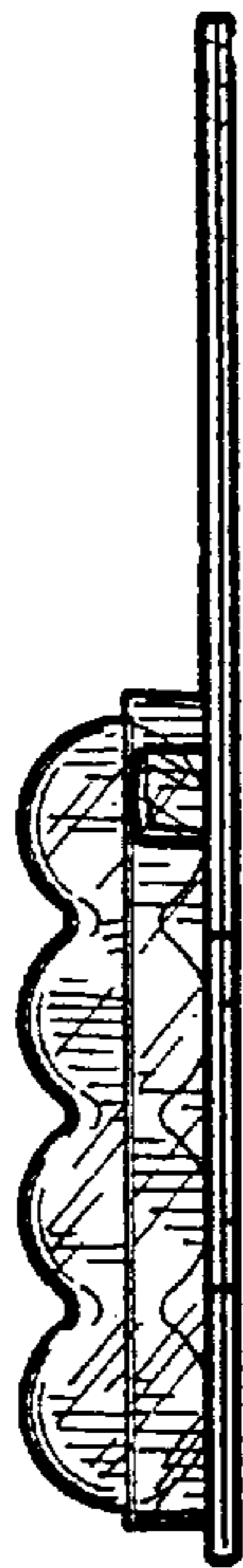


Fig. 3




Fig. 4

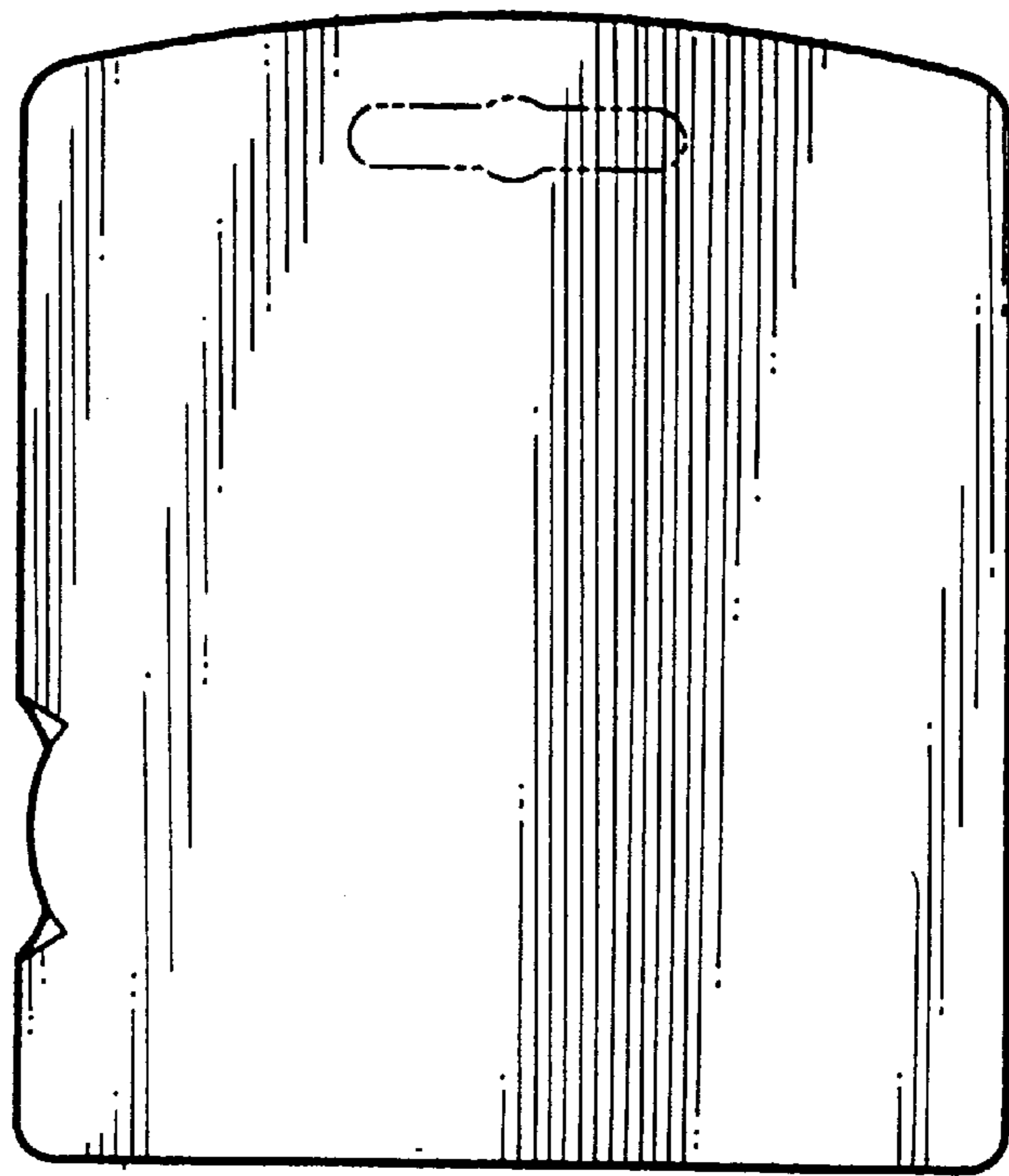


Fig. 5




Fig. 6