



US00D432878S

United States Patent [19] Gray

[11] Patent Number: Des. 432,878

[45] Date of Patent: ** Oct. 31, 2000

[54] **SLOTTED GAS CAP REMOVER WITH
LARGE DIAMETER TOP**

[76] Inventor: **Gene W. Gray**, 2673 S. Preston #110,
Salt Lake City, Utah 84106

[**] Term: **14 Years**

[21] Appl. No.: **29/120,853**

[22] Filed: **Mar. 28, 2000**

[51] **LOC (7) Cl.** **08-05**

[52] **U.S. Cl.** **D8/21; D8/40**

[58] **Field of Search** D8/33-43, 18,
D8/19, 21, 27-29, 14, 17; 30/400-443,
302; 81/3.07-3.49, 176.1, 176.15, 124.2,
119, 176.2, 125, 124.7; 7/151-156

[56] **References Cited**

U.S. PATENT DOCUMENTS

D. 261,606	11/1981	Fargo et al.	D8/21
D. 274,404	6/1984	Adler	D8/28
D. 274,881	7/1984	Wilsey	D8/29
D. 329,178	9/1992	Ackerman	D8/21
D. 335,616	5/1993	Schafer	D8/21
D. 343,558	1/1994	Latraverse et al.	D8/21
D. 357,617	4/1995	Morrisette	D8/21
D. 364,789	12/1995	Degyansky	D8/21
D. 366,403	1/1996	Yearwood	D8/27

D. 369,286	4/1996	Tackman	D8/21
D. 374,383	10/1996	Malak	D8/21
D. 377,699	1/1997	McLaughlin	D32/46
D. 392,856	3/1998	Shaw et al.	D8/14
D. 402,517	12/1998	Gracia et al.	D8/29
D. 410,367	6/1999	Applegate et al.	D8/27
4,209,903	7/1980	Owens	30/302
4,369,678	1/1983	Cooper et al.	81/176.1
4,836,065	6/1989	Setliff	81/124.2
4,846,025	7/1989	Keller et al.	81/3.09
5,896,785	4/1999	Shaw et al.	81/3.4
5,996,447	12/1999	Bayouth	81/176.2

Primary Examiner—Jeffrey Asch

[57] **CLAIM**

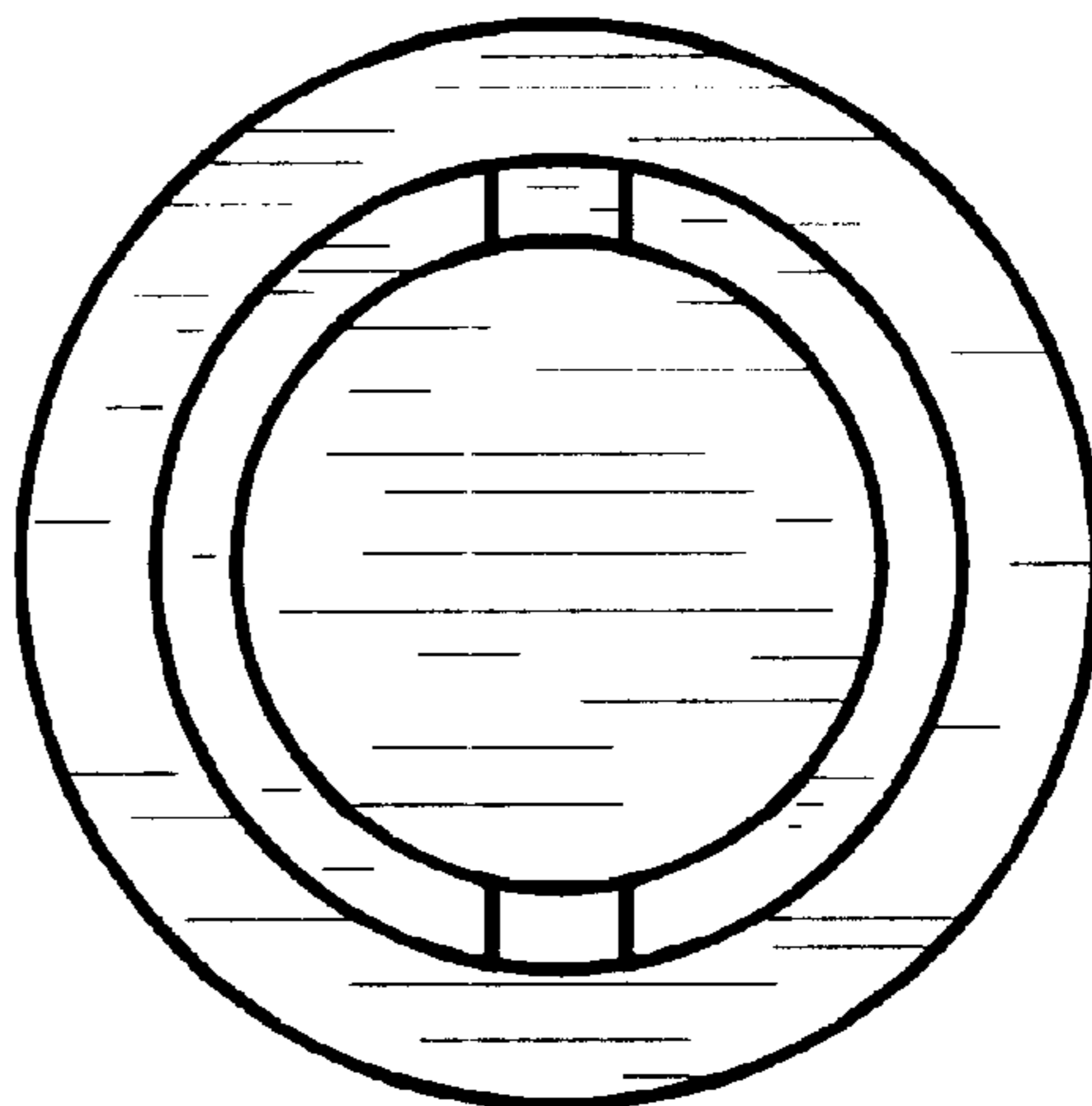
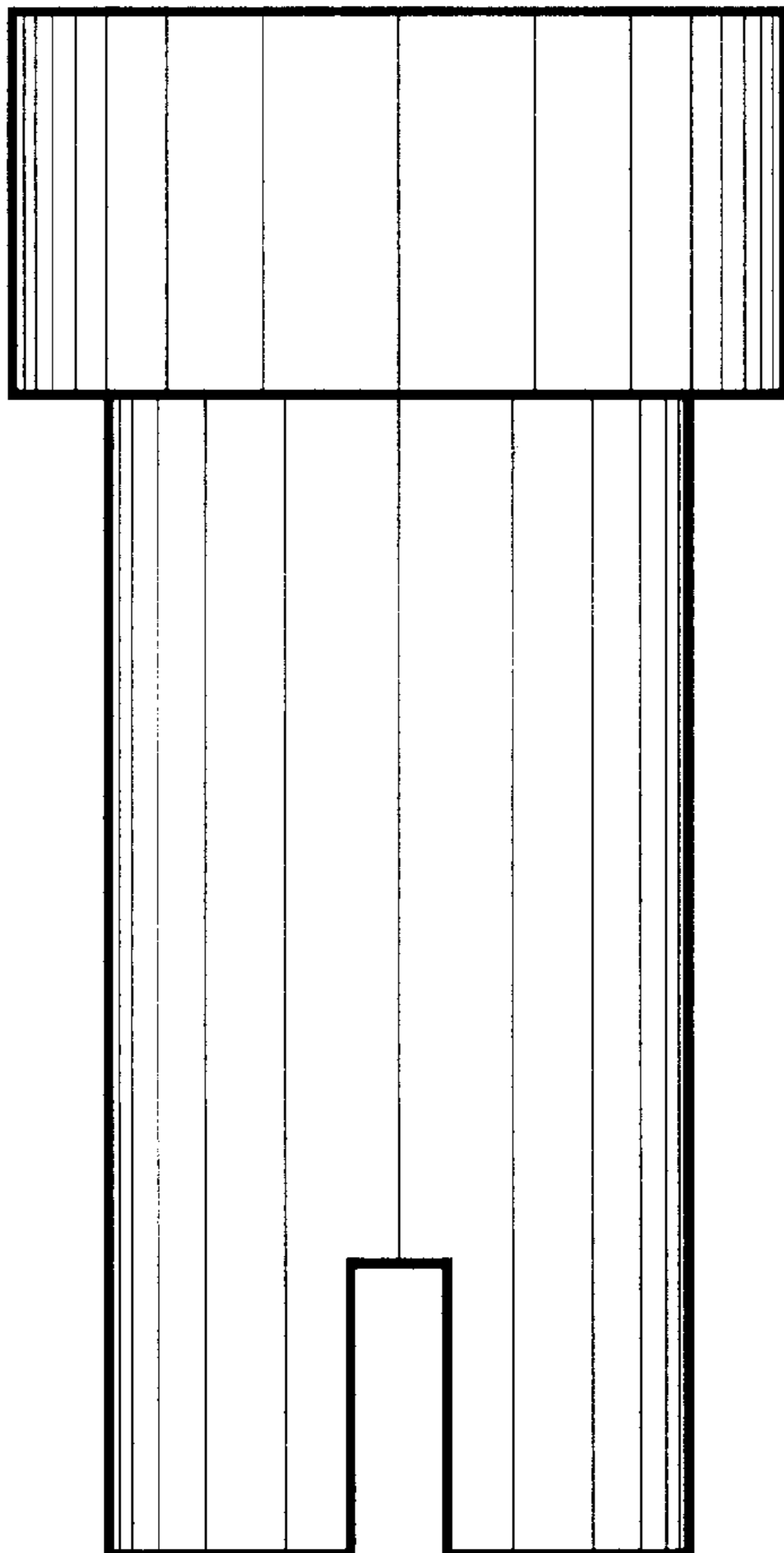
The ornamental design for a slotted gas cap remover with large diameter top, as shown and described.

DESCRIPTION

FIG. 1 is a front elevation view of a slotted gas cap remover with large diameter top, the rear being the same in appearance, and each side being the same in appearance without the slot; and,

FIG. 2 is a bottom plan view, the top view has the appearance of a plain, solid circle, and the center most concentric circle in this view indicates that the center is a hollow tube which continues completely through the article to the solid top surface.

1 Claim, 1 Drawing Sheet



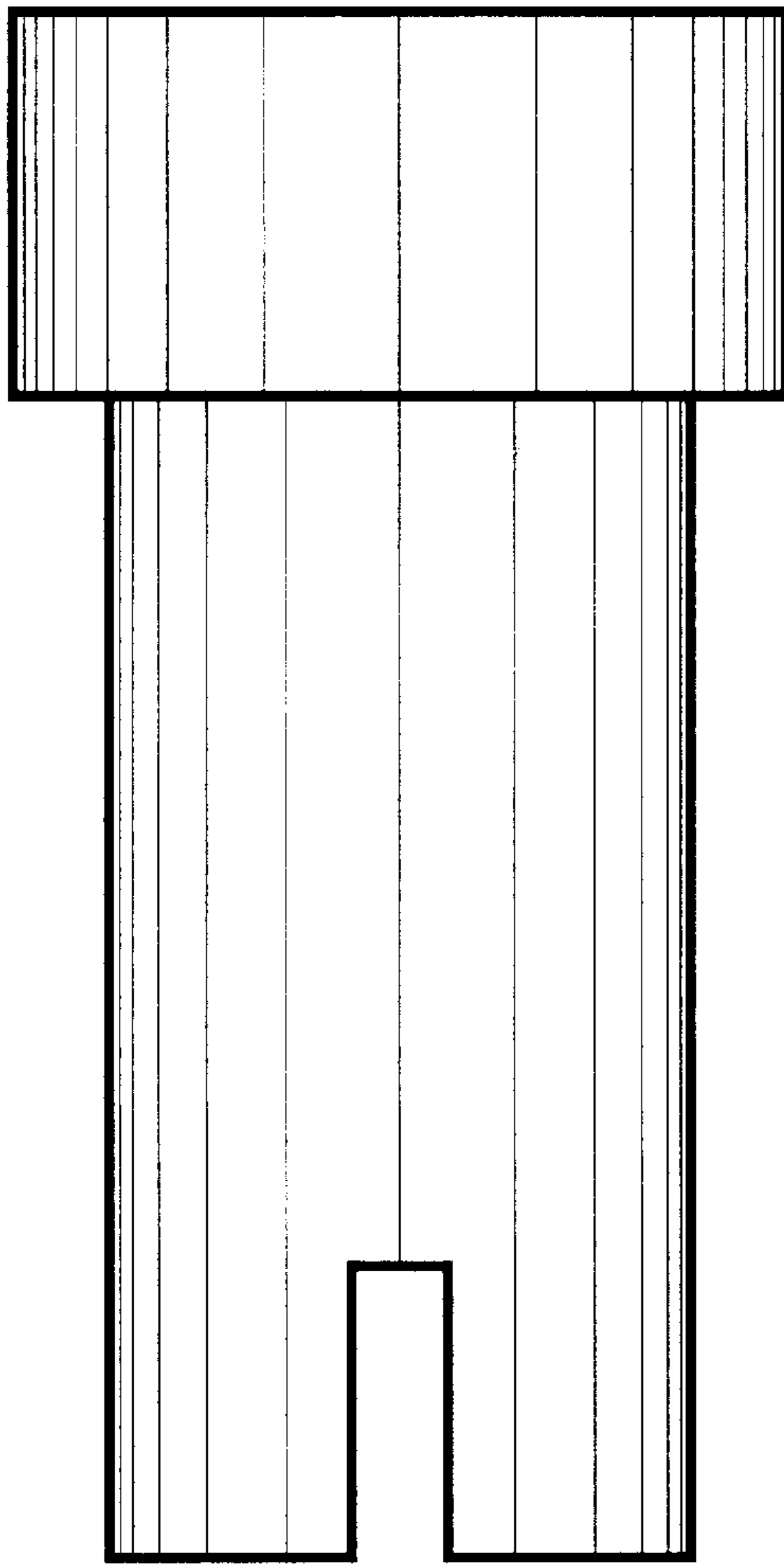


Fig. 1

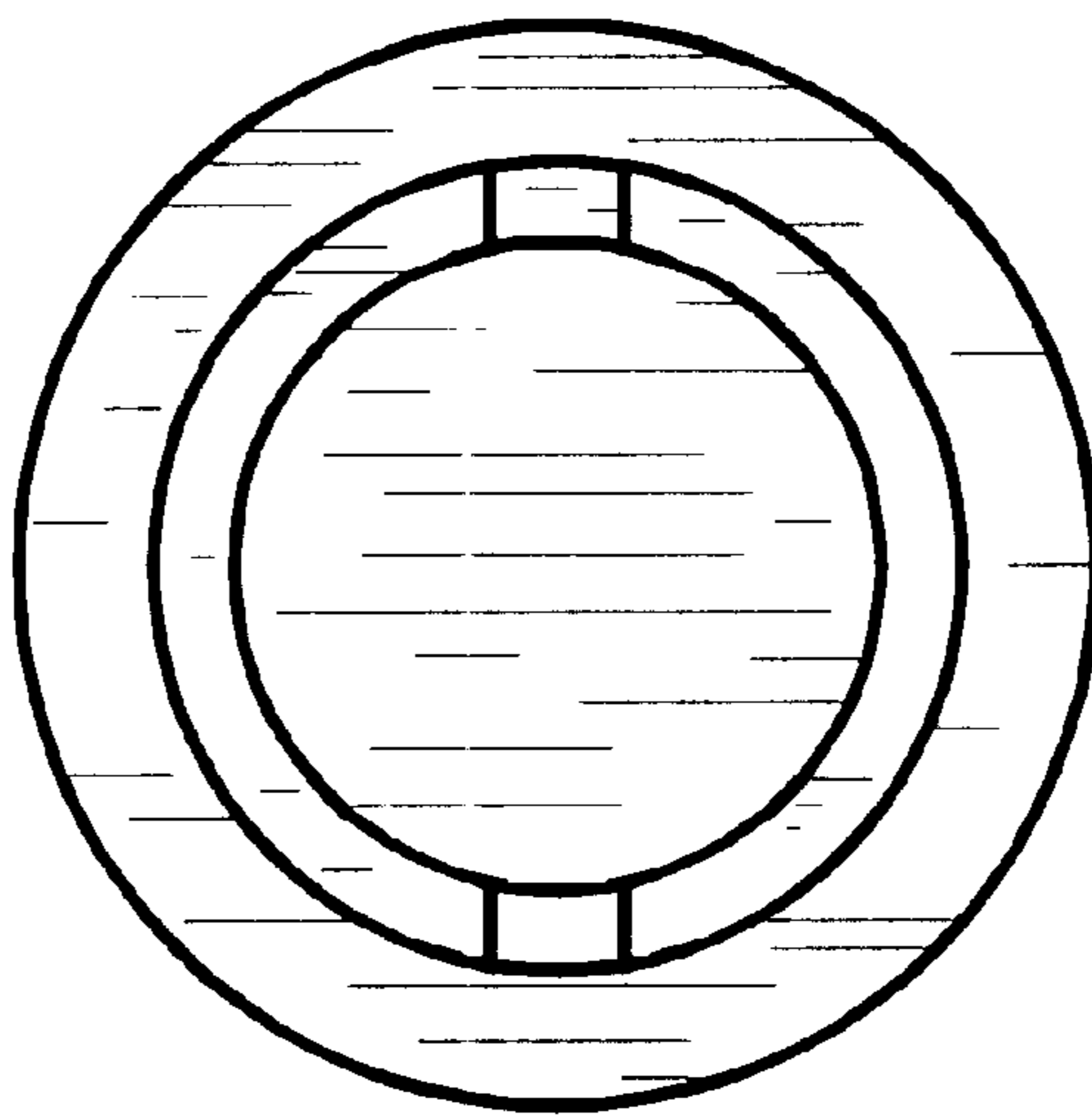


Fig. 2