



US00D432870S

United States Patent [19]

Worley et al.

[11] Patent Number: **Des. 432,870**

[45] Date of Patent: **** Oct. 31, 2000**

[54] **ARTICLE CARRIER**

[75] Inventors: **Lauren D. Worley; Terry A. Mears; Douglas R. Casto; Daniel L. Glidden,** all of Wichita, Kans.; **Joshua T. Morenstein,** San Francisco, Calif.

[73] Assignee: **The Coleman Company, Inc.,** Wichita, Kans.

[**] Term: **14 Years**

[21] Appl. No.: **29/109,098**

[22] Filed: **Aug. 10, 1999**

[51] **LOC (7) Cl.** **07-07**

[52] **U.S. Cl.** **D7/607**

[58] **Field of Search** D7/605, 607, 709; D3/273, 276, 283; 62/457.1, 457.7, 371, 372; 220/592.03, 592.2, 592.25, 915.1, 915.2; 383/97, 109, 110, 113; 206/523, 223

[56] **References Cited**

U.S. PATENT DOCUMENTS

- D. 249,594 9/1978 Stewart D3/217
- D. 340,621 10/1993 Melk D7/607
- D. 355,568 2/1995 Paulin et al. D7/607

- D. 383,360 9/1997 Melk D7/607
- D. 387,198 12/1997 Lehmann et al. D3/217
- D. 415,888 11/1999 Parker et al. D3/217
- 2,197,427 4/1940 Despain D3/216
- 4,480,774 11/1984 Smith et al. 383/907
- 4,550,869 11/1985 Johnson 224/607
- 4,805,776 2/1989 Namgyal 206/523
- 5,361,951 11/1994 Chehebar 150/103 X

Primary Examiner—Terry A. Wallace
Attorney, Agent, or Firm—Kramer Levin Naftalis & Frankel LLP

[57] **CLAIM**

The ornamental design for an article carrier, as shown and described.

DESCRIPTION

FIG. 1 is a front perspective view showing our new design; FIG. 2 is a front elevational plan view thereof; FIG. 3 is a back elevational plan view thereof; FIG. 4 is a right side elevational view thereof; FIG. 5 is a left elevational view thereof; FIG. 6 is a top plan view thereof; and, FIG. 7 is a bottom plan view.

The broken lines are for illustrative purposes only and form no part of the claimed design.

1 Claim, 4 Drawing Sheets





FIG. 1

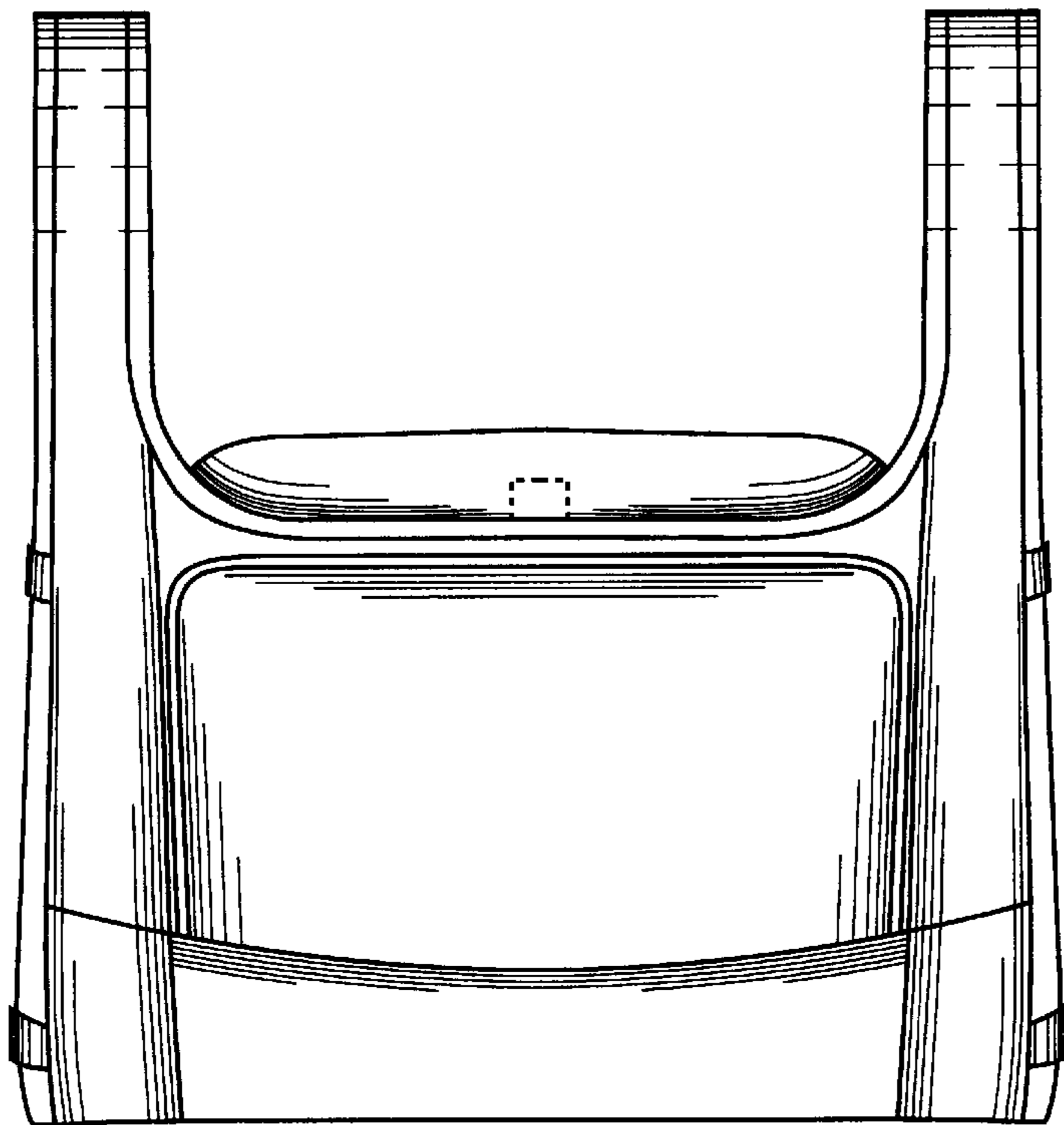


FIG. 2

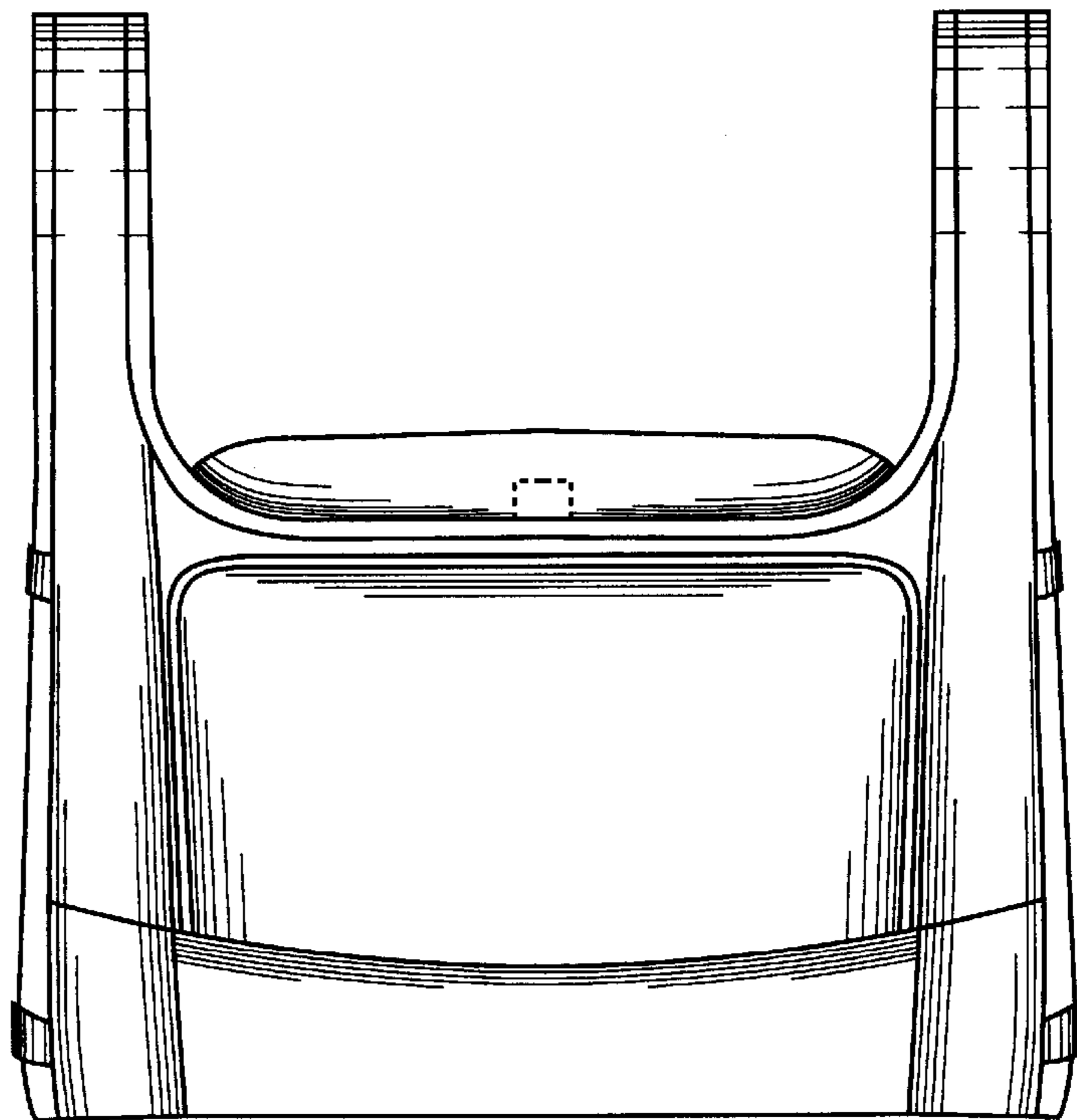


FIG. 3

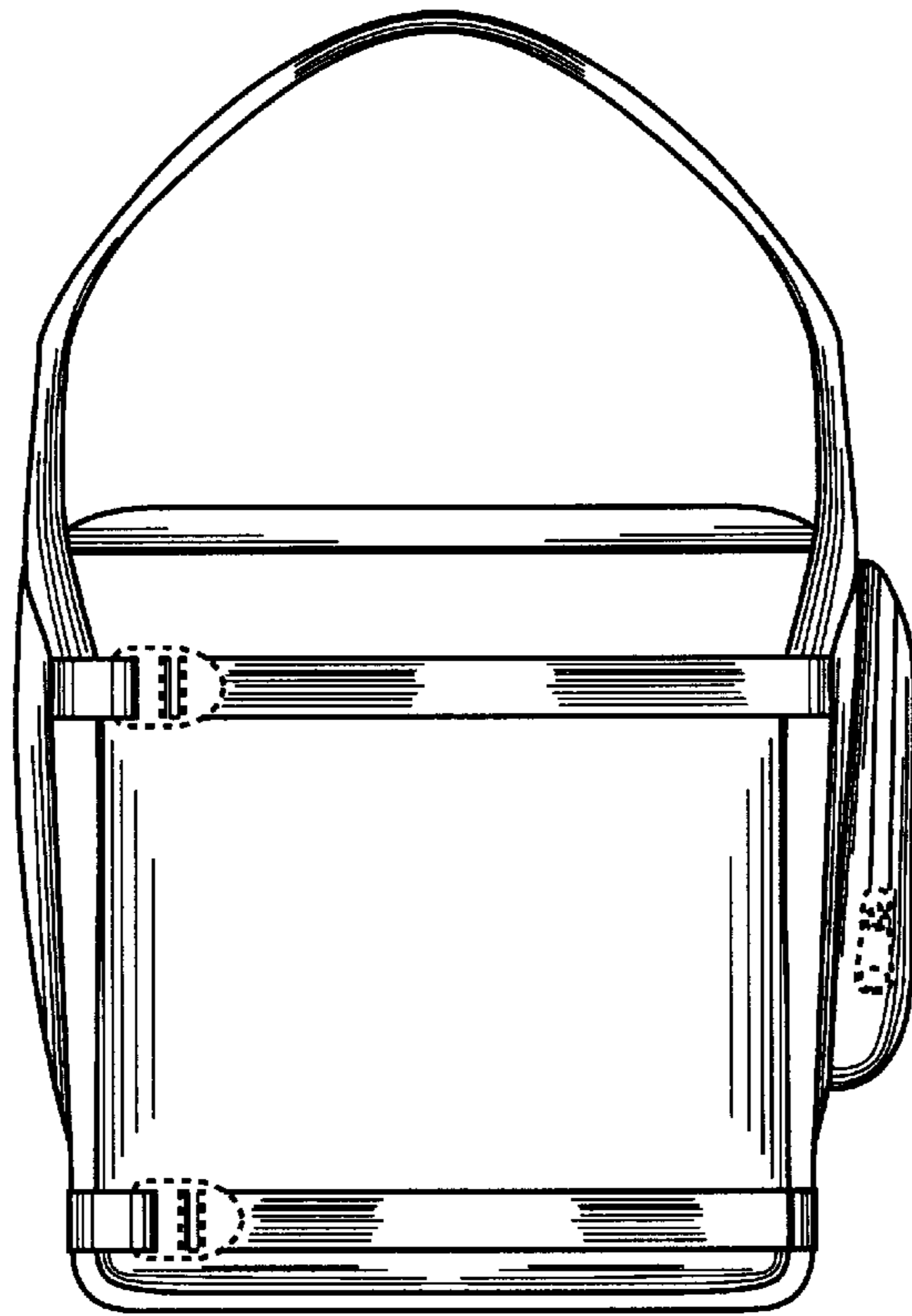


FIG. 4

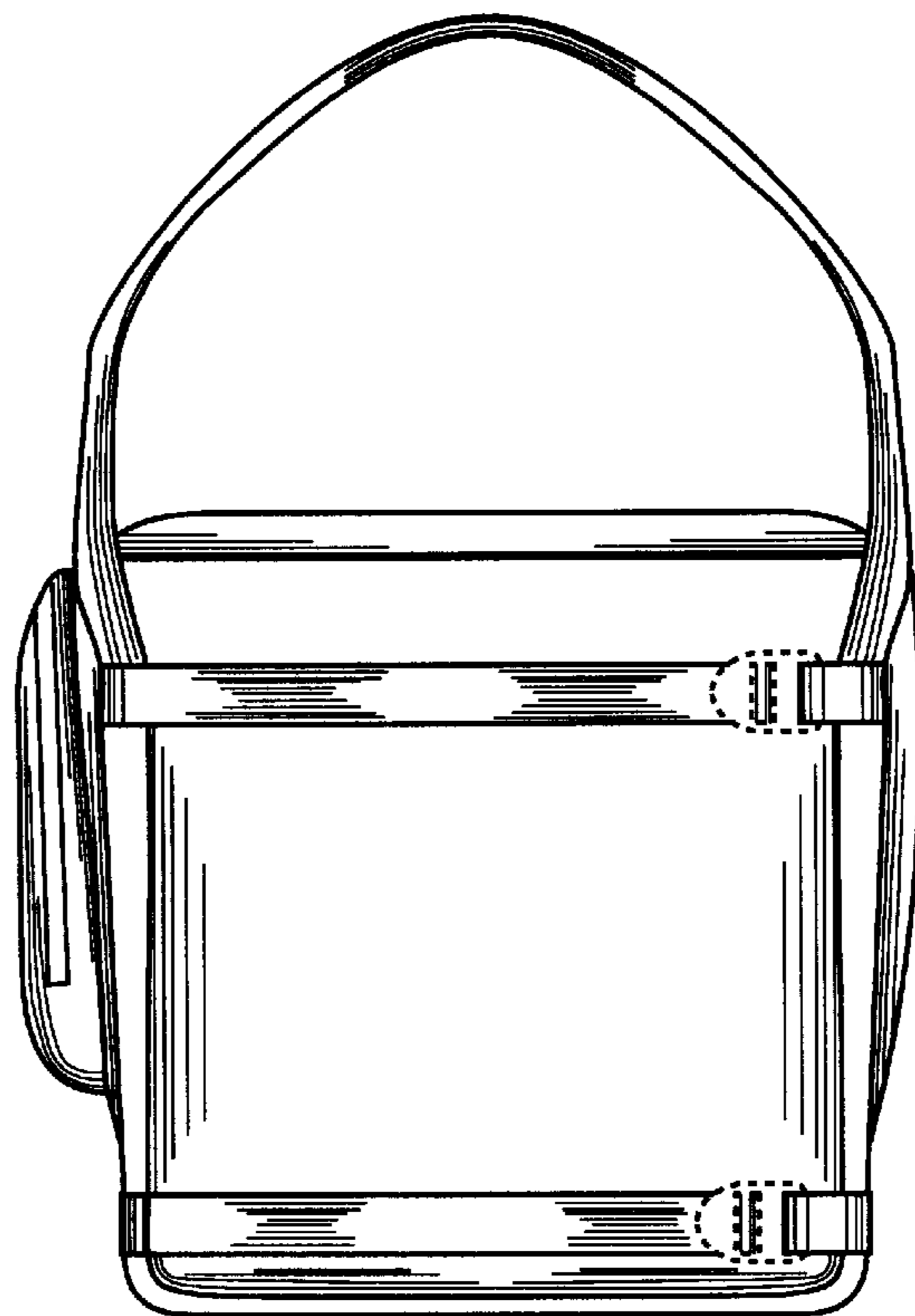


FIG. 5




FIG. 6




FIG. 7