



US00D432847S

United States Patent [19] Smith

[11] **Patent Number: Des. 432,847**

[45] **Date of Patent: ** Oct. 31, 2000**

[54] **BEVERAGE DISPENSER**

[75] Inventor: **Andrew Smith**, Bishop Auckland,
United Kingdom

[73] Assignee: **EBAC Limited**, United Kingdom

[**] Term: **14 Years**

[21] Appl. No.: **29/109,843**

[22] Filed: **Aug. 23, 1999**

[30] Foreign Application Priority Data

Feb. 26, 1999 [GB] United Kingdom 2081494

[51] **LOC (7) Cl.** **07-01**

[52] **U.S. Cl.** **D7/306; D7/300**

[58] **Field of Search** D7/305, 306, 307,
D7/308, 300, 392, 312, 313; 222/146.1,
129.3, 129.1; 165/150; 62/389, 390; 280/47.26;
272/66

[56] References Cited

U.S. PATENT DOCUMENTS

D. 175,743 10/1955 Rutan D7/306
D. 308,794 6/1990 Larson D7/307

D. 350,453 9/1994 Chaney D7/306
D. 359,649 6/1995 Salkeld et al. D7/307
D. 366,179 1/1996 Hauser, II et al. D7/307
D. 366,803 2/1996 Hauser, II et al. D7/307
D. 367,797 3/1996 Hauser, II et al. D7/307
D. 394,185 5/1998 Eddy et al. D7/392
D. 399,088 10/1998 Chaney D7/307
D. 423,861 5/2000 Graffius D7/305
4,881,380 11/1989 Mrugala et al. 62/389
5,042,689 8/1991 Mrugala et al. 222/66

Primary Examiner—M. N. Pandozzi
Attorney, Agent, or Firm—Tra S. Dorman

[57] CLAIM

The ornamental design for a beverage dispenser, as shown.

DESCRIPTION

FIG. 1 is a side elevational view of the beverage dispenser embodying the present invention;
FIG. 2 is an opposite side elevational view of the dispenser;
FIG. 3 is a front elevational view of the dispenser;
FIG. 4 is a rear elevational view of the dispenser;
FIG. 5 is a top plan view of the dispenser;
FIG. 6 is a perspective view of the dispenser; and,
FIG. 7 is a bottom plan view of the dispenser.

1 Claim, 7 Drawing Sheets

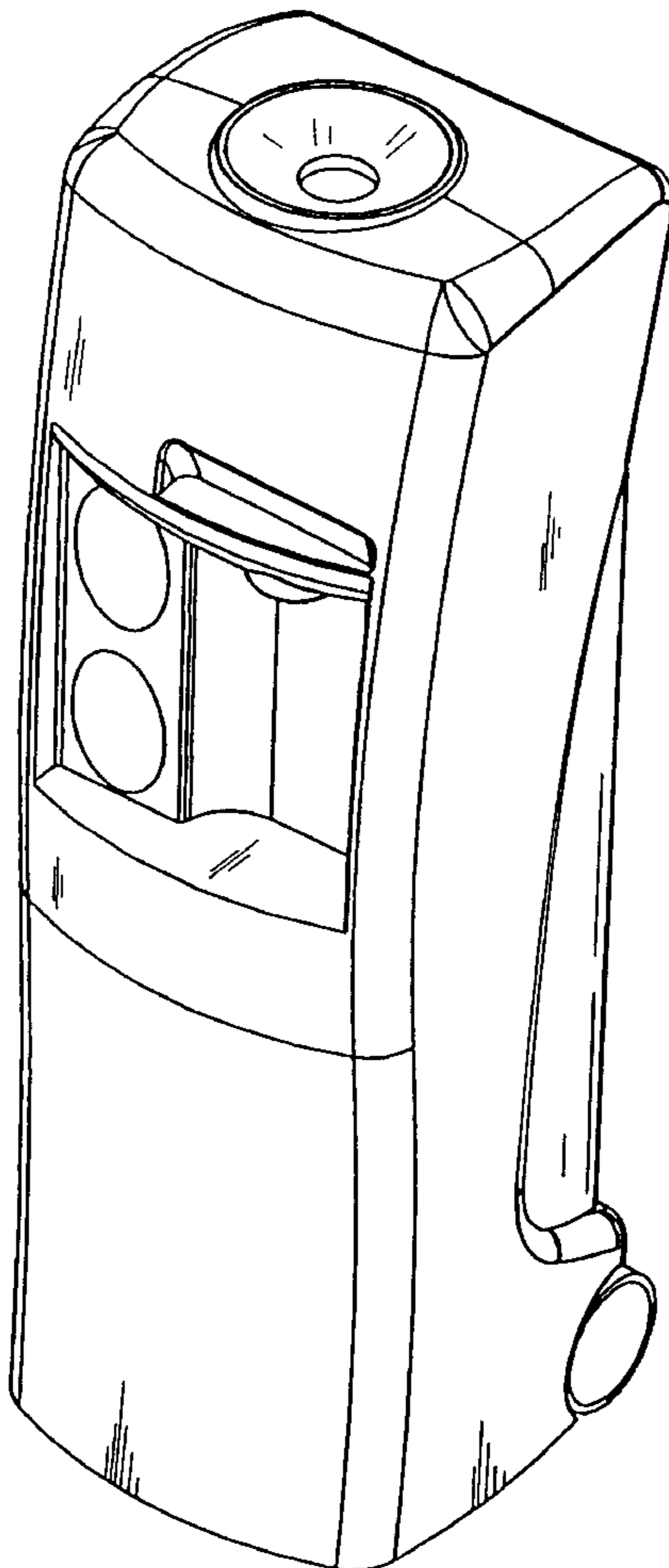




FIG. 1

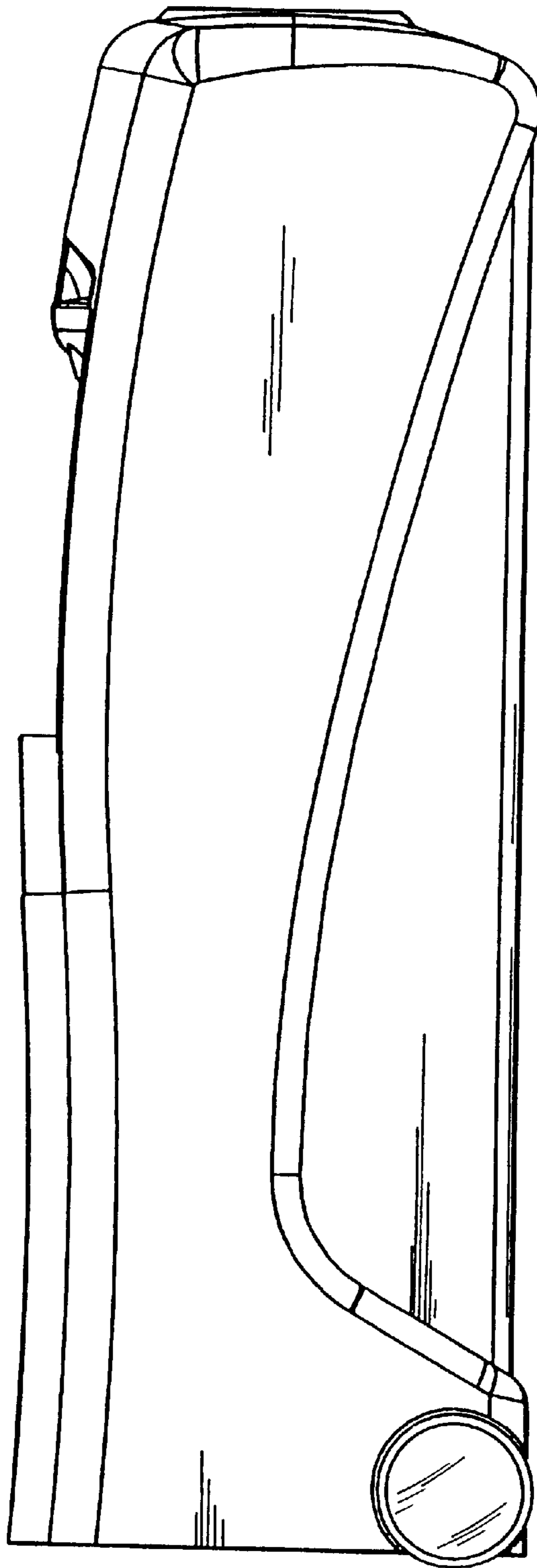


FIG. 2




FIG. 3




FIG. 4

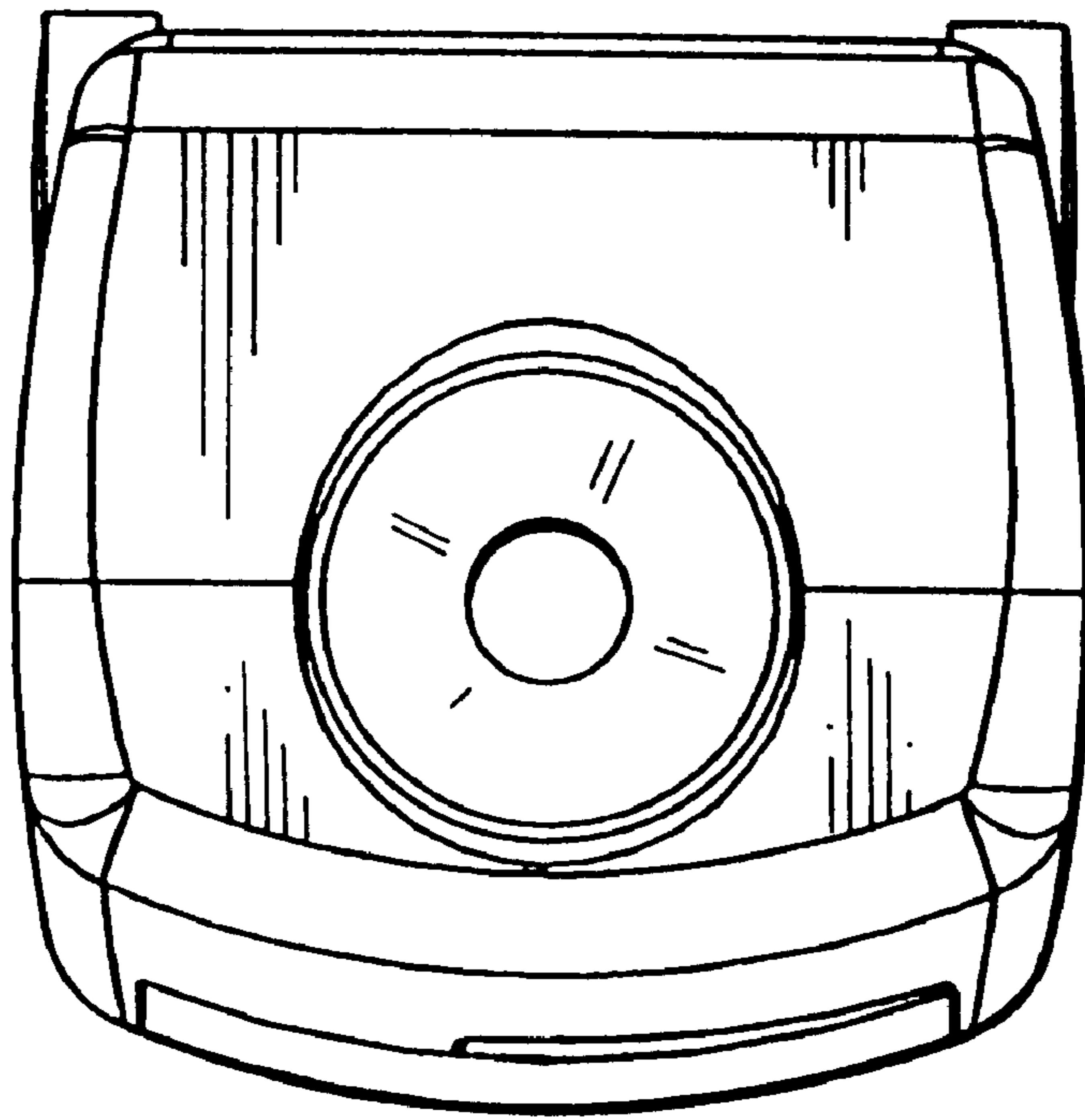


FIG. 5

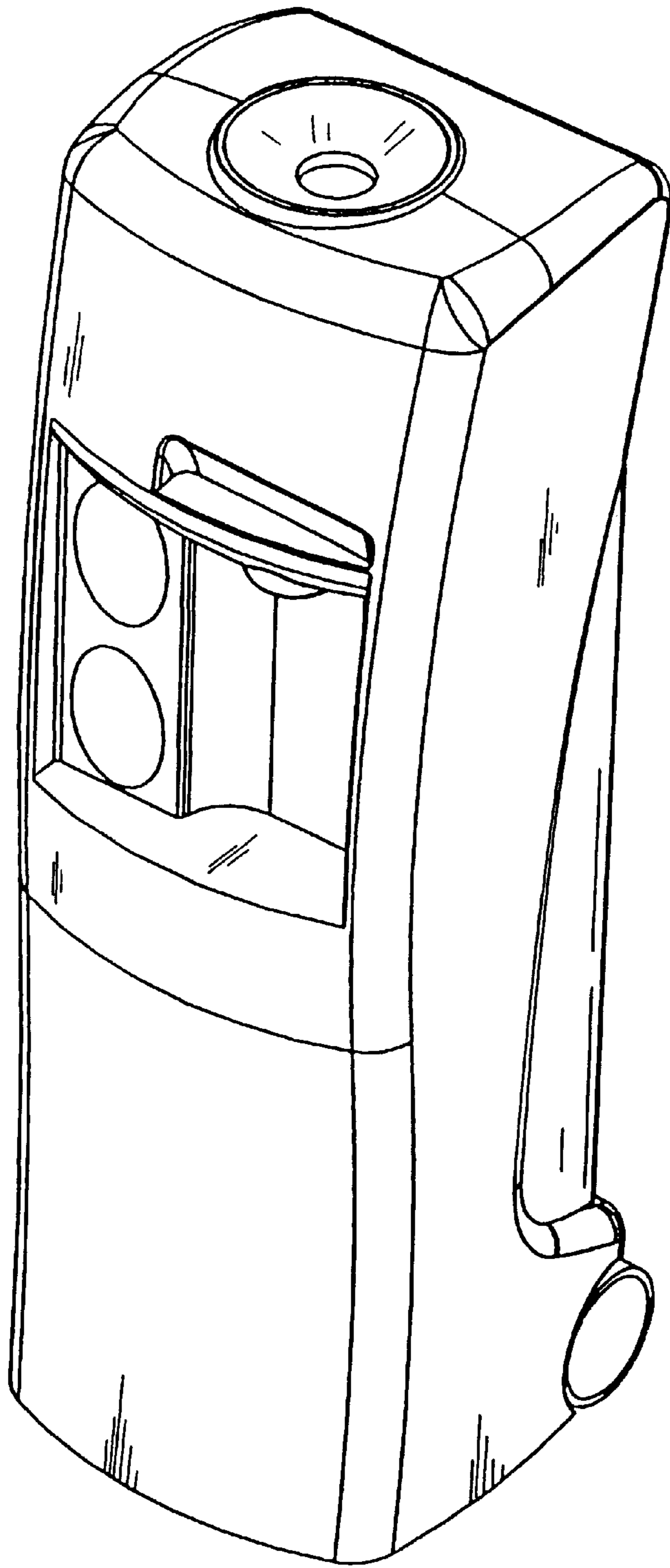


FIG. 6

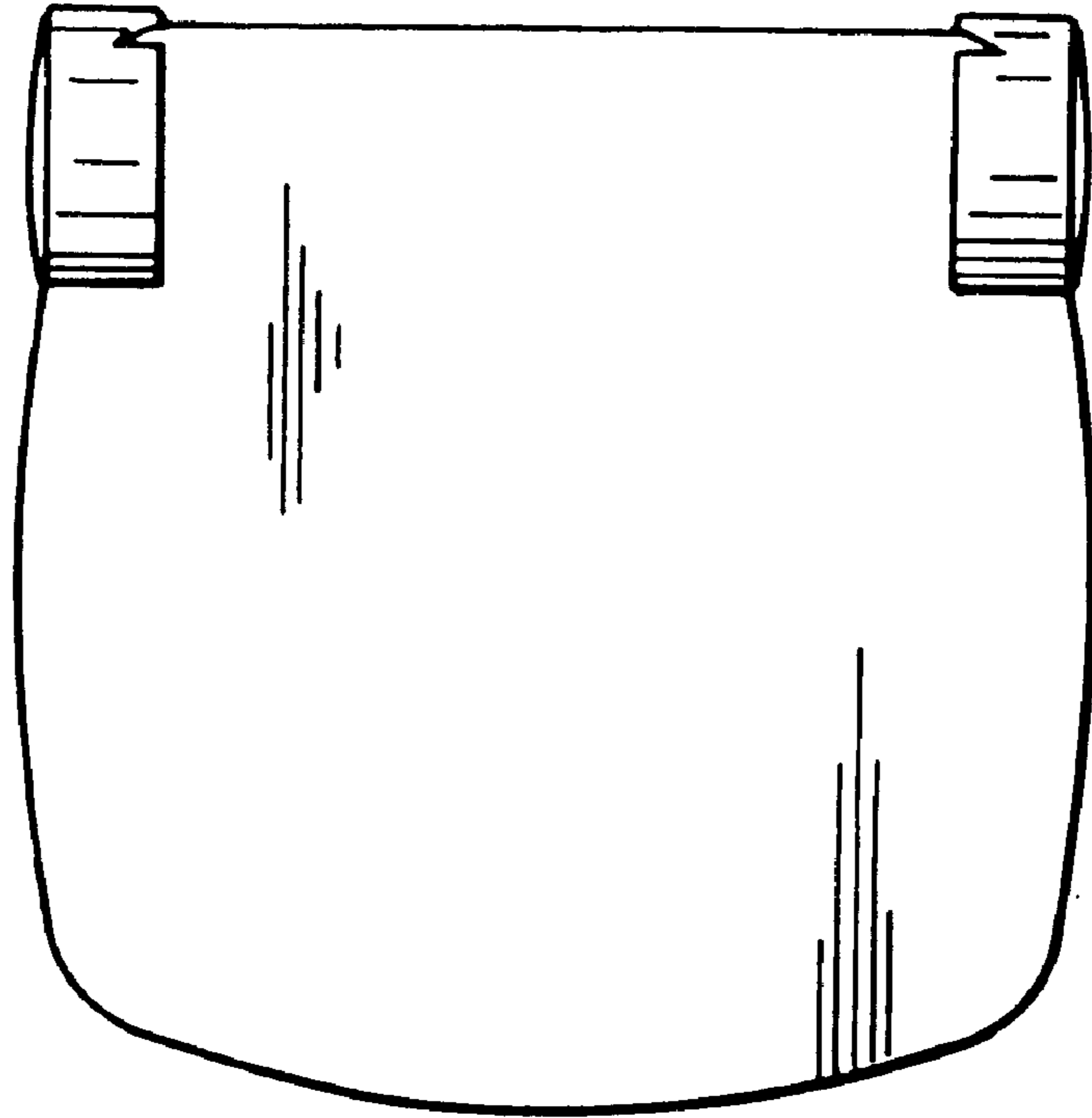


FIG. 7