



US00D432842S

# United States Patent [19]

Gastelum et al.

[11] **Patent Number: Des. 432,842**

[45] **Date of Patent: \*\* Oct. 31, 2000**

[54] **TOWEL BAR**

[75] Inventors: **Jose Gastelum, Verona; Leszek Solowiej, Montville, both of N.J.**

[73] Assignee: **Melard Manufacturing Corp., Passaic, N.J.**

[\*\*] Term: **14 Years**

[21] Appl. No.: **29/118,534**

[22] Filed: **Feb. 9, 2000**

[51] **LOC (7) Cl. .... 06-04**

[52] **U.S. Cl. .... D6/549**

[58] **Field of Search** ..... D6/546, 549, 550, D6/518, 522, 523; 211/13.1, 16, 85.3, 86, 87, 181.1, 182; 248/251, 302, 309.1

[56] **References Cited**

**U.S. PATENT DOCUMENTS**

- D. 179,083 10/1956 Hurwitz ..... D6/549
- D. 185,494 6/1959 Gamina ..... D6/550
- D. 253,380 11/1979 Pittenger ..... D6/550

- D. 327,598 7/1992 Emery ..... D6/549
- D. 334,315 3/1993 Bengston ..... D6/549 X
- D. 418,345 1/2000 Chen ..... D6/549
- 2,893,676 7/1959 Connors et al. .... D6/546 X

*Primary Examiner*—Brian N. Vinson  
*Attorney, Agent, or Firm*—Edgar A. Zarins; Lloyd D. Doigan

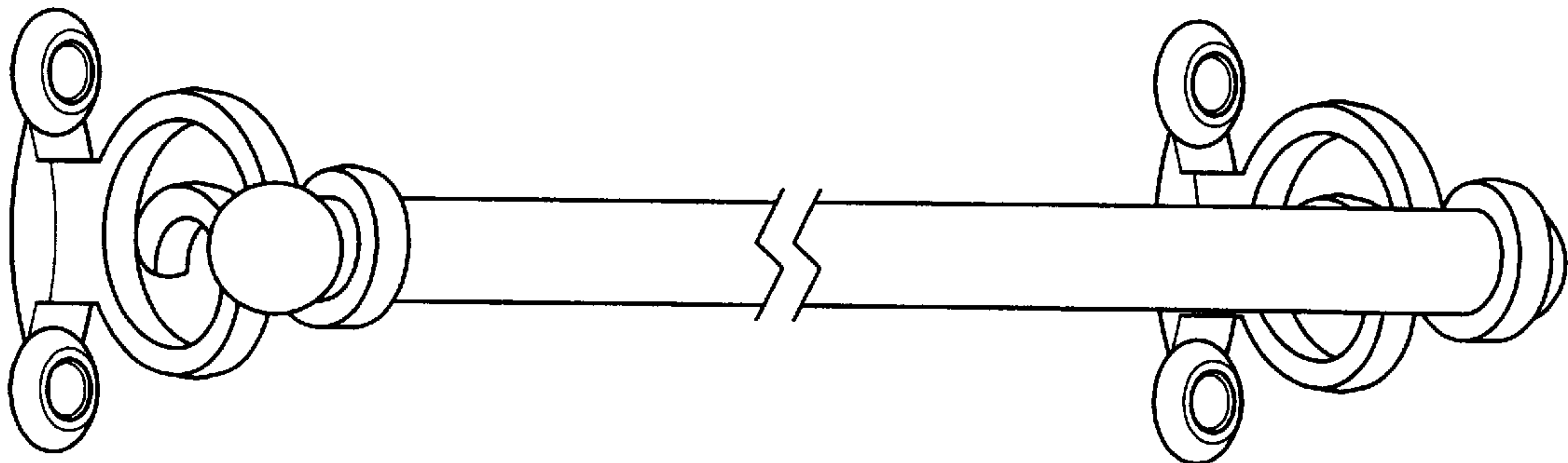
[57] **CLAIM**

The ornamental design for a towel bar, as shown and described.

**DESCRIPTION**

FIG. 1 is a perspective view of a towel bar showing our design;  
FIG. 2 is a front elevation thereof;  
FIG. 3 is a top plan view thereof;  
FIG. 4 is a bottom plan view thereof; and,  
FIG. 5 is a right side view thereof, the opposite side being a mirror image of the side shown.  
The bar portion is shown broken-away in the views to indicate indeterminate length.

**1 Claim, 2 Drawing Sheets**



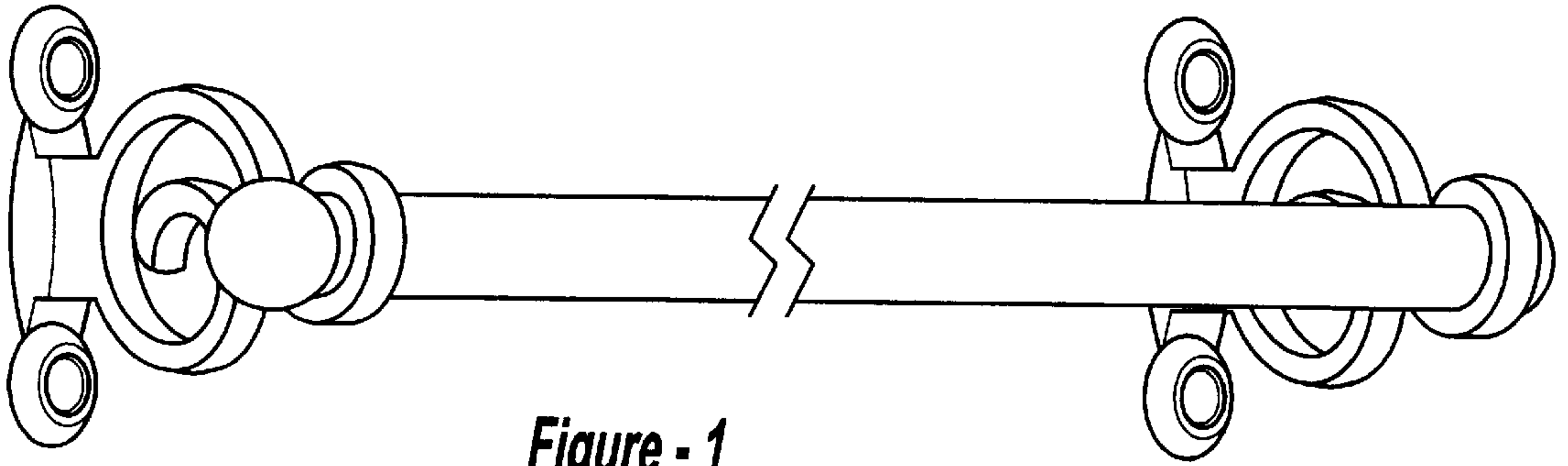


Figure - 1

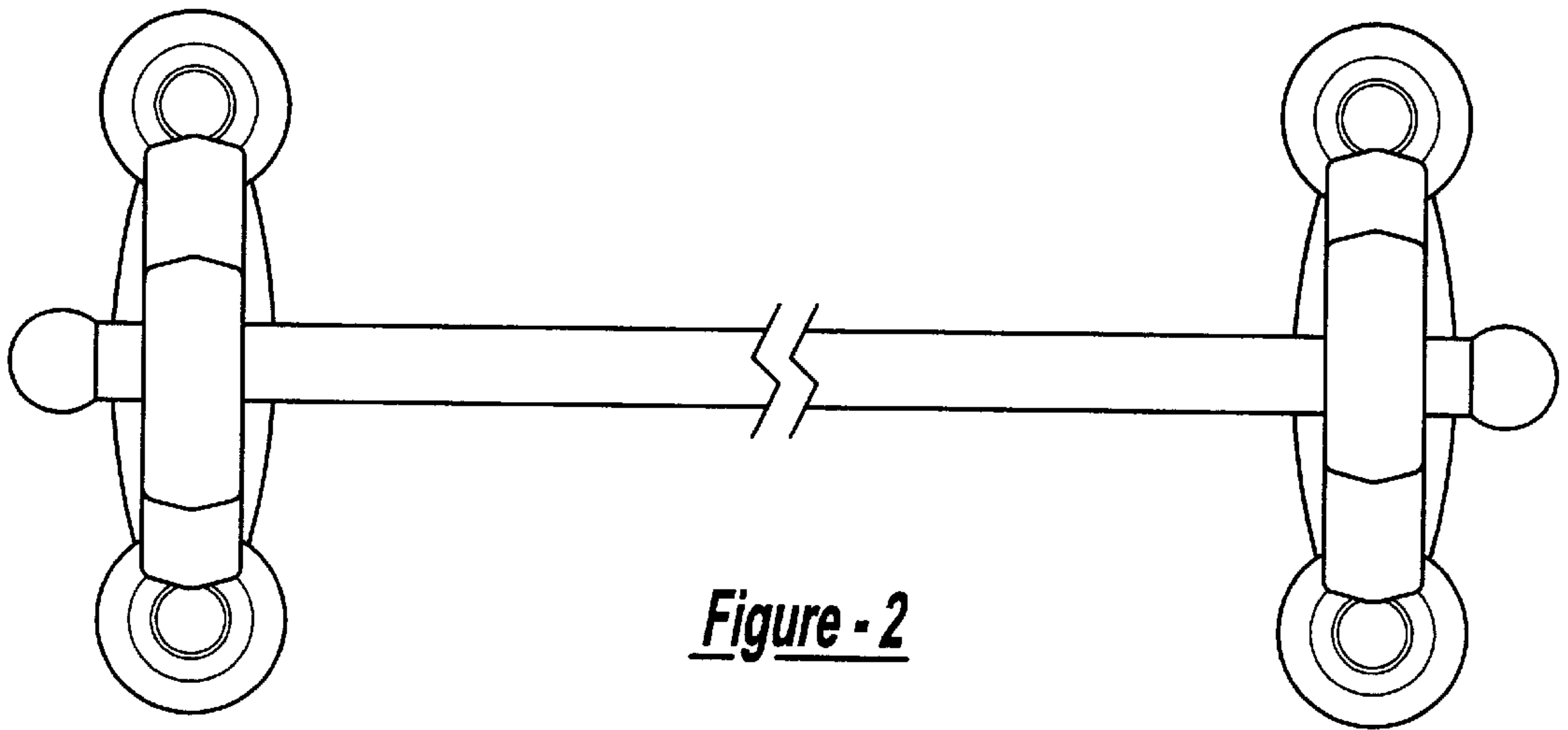


Figure - 2

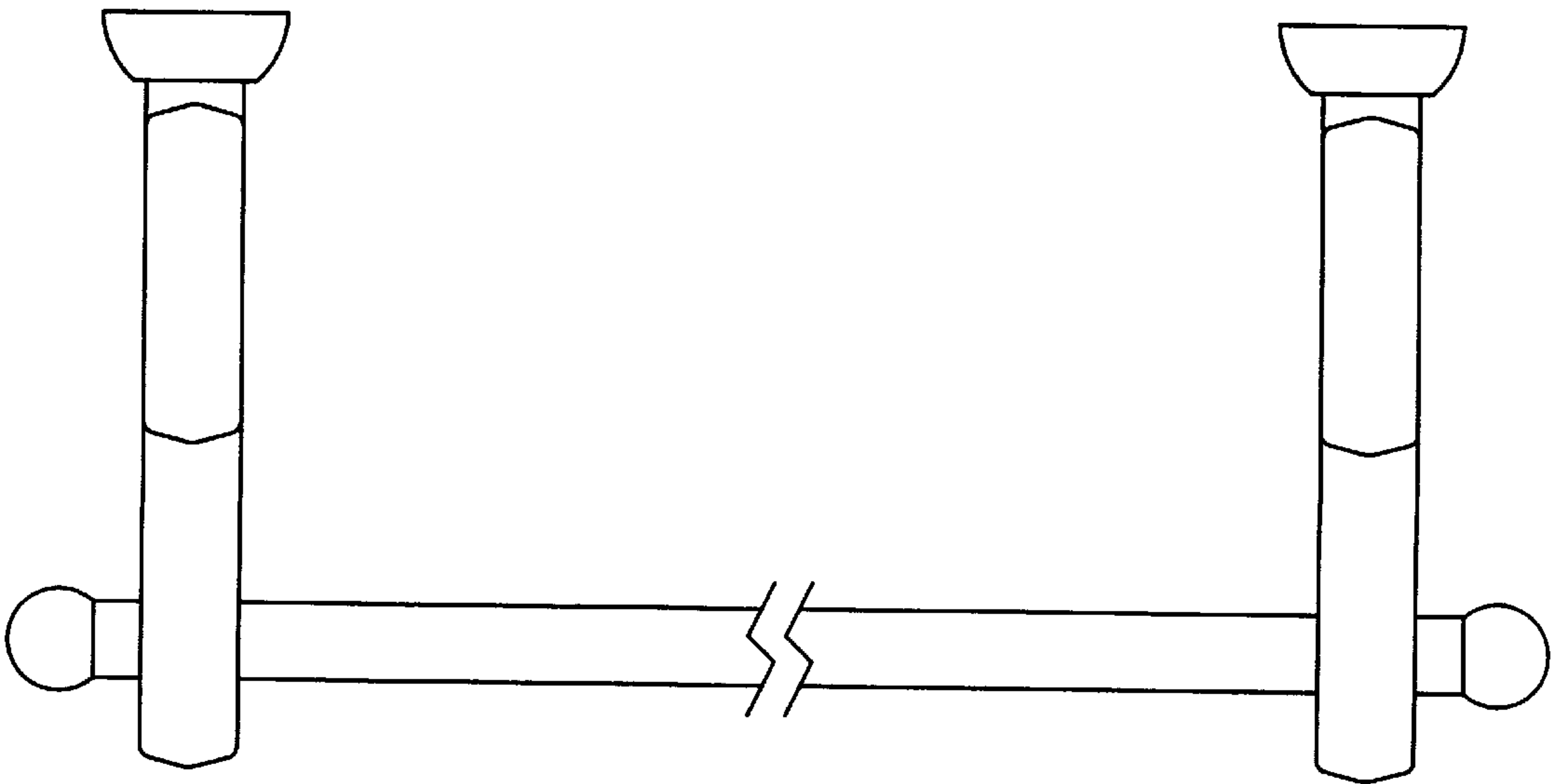


Figure - 3

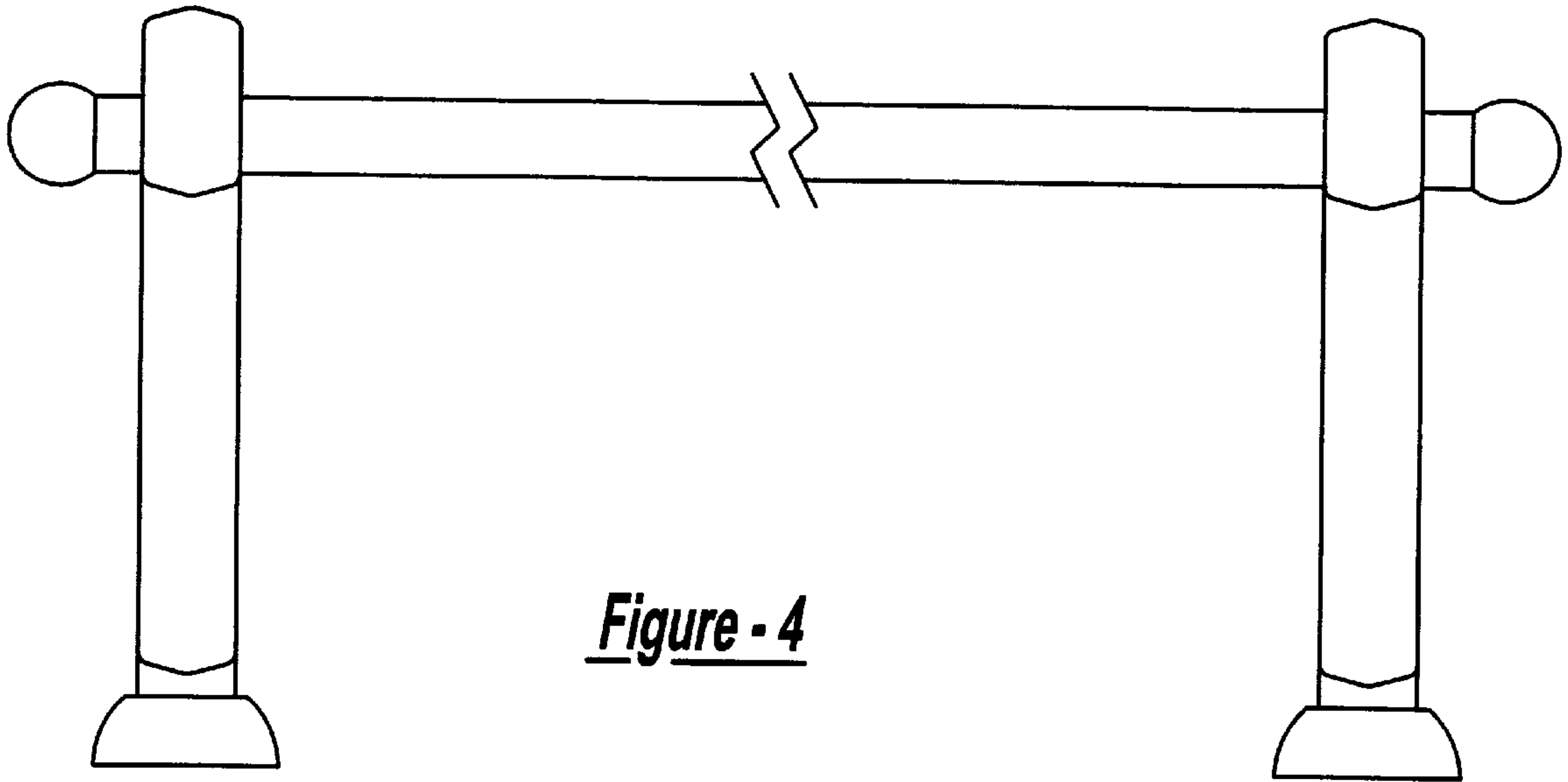


Figure - 4




Figure - 5