



US00D432806S

United States Patent [19] Gomez

[11] **Patent Number: Des. 432,806**

[45] **Date of Patent: ** Oct. 31, 2000**

[54] **SEAT**

[75] Inventor: **Didier Gomez**, Paris, France

[73] Assignee: **Roset S.A.**, France

[**] Term: **14 Years**

[21] Appl. No.: **29/107,702**

[22] Filed: **Jul. 12, 1999**

[30] **Foreign Application Priority Data**

Jan. 13, 1999 [XH] Hague Agreement DM/04923

[51] **LOC (7) Cl.** **06-01**

[52] **U.S. Cl.** **D6/379**

[58] **Field of Search** D6/334, 374, 375,
D6/379, 380, 500, 501, 502; 297/445.1,
446.1

[56] **References Cited**

U.S. PATENT DOCUMENTS

D. 358,041 5/1995 Watts D6/379

D. 358,267 5/1995 Ginat D6/379

D. 385,425 10/1997 Goetz D6/379

D. 405,286 2/1999 James et al. D6/379

D. 409,408 5/1999 James et al. D6/379

D. 411,925 7/1999 Frinier D6/379

Primary Examiner—Gary D. Watson

Attorney, Agent, or Firm—Mathews, Collins, Shepherd & Gould, P.A.

[57] **CLAIM**

The ornamental design for a seat, as shown and described.

DESCRIPTION

FIG. 1 is a front and side perspective view of a seat, showing my new design;

FIG. 2 is a front perspective view thereof;

FIG. 3 is a side perspective view, taken from the right of FIG. 2;

FIG. 4 is a side perspective view, taken from the left of FIG. 2;

FIG. 5 is a rear and side perspective view thereof;

FIG. 6 is a rear perspective view thereof; and,

FIG. 7 is a top perspective view thereof.

1 Claim, 7 Drawing Sheets





FIG. 1



FIG. 2



FIG. 3



FIG. 4




FIG. 5




FIG. 6




FIG. 7