



US00D432803S

**United States Patent** [19]  
**Jalkanen**

[11] **Patent Number: Des. 432,803**

[45] **Date of Patent: \*\* Oct. 31, 2000**

[54] **CHAIR SADDLE**

[75] Inventor: **Veli-Jussi Jalkanen**, Rautalampi,  
Finland

[73] Assignee: **Easydoing Oy**, Rautalampi, Finland

[\*\*] Term: **14 Years**

[21] Appl. No.: **29/099,113**

[22] Filed: **Jan. 13, 1999**

[30] **Foreign Application Priority Data**

Jul. 13, 1998 [FI] Finland ..... M19980464

[51] **LOC (7) Cl.** ..... **06-06**

[52] **U.S. Cl.** ..... **D6/354**

[58] **Field of Search** ..... D6/354, 353; 297/195.1,  
297/195.11, 202, 204, 205, 423.12, 411.15

[56] **References Cited**

**U.S. PATENT DOCUMENTS**

- D. 237,123 10/1975 Hogkvist ..... D6/354
- D. 307,085 4/1990 Cook et al. .... D6/502
- D. 315,646 3/1991 Hood ..... D6/354

- D. 326,782 6/1992 Scarcella ..... D6/354
- D. 370,132 5/1996 Urias ..... D6/354
- D. 401,427 11/1998 Jalkanen ..... D6/354
- 4,572,575 2/1986 Golden et al. .... 297/195.1
- 4,865,382 9/1989 Marshall ..... 297/195

*Primary Examiner*—Melody N. Brown  
*Attorney, Agent, or Firm*—Pillsbury Madison & Sutro LLP


[57] **CLAIM**


The ornamental design for a chair saddle, as shown and described.

**DESCRIPTION**


FIG. 1 is a top view of a chair saddle showing my new design;  
 FIG. 2 is a perspective view thereof from the left side and front;  
 FIG. 3 is a right side elevational view thereof;  
 FIG. 4 is a front elevational view thereof;  
 FIG. 5 is a perspective view thereof from the front and bottom; and,  
 FIG. 6 is a rear elevational view thereof.  
 The right side is a mirror image of the left side thereof.

**1 Claim, 3 Drawing Sheets**





*FIG. 1*



*FIG. 2*




FIG. 3

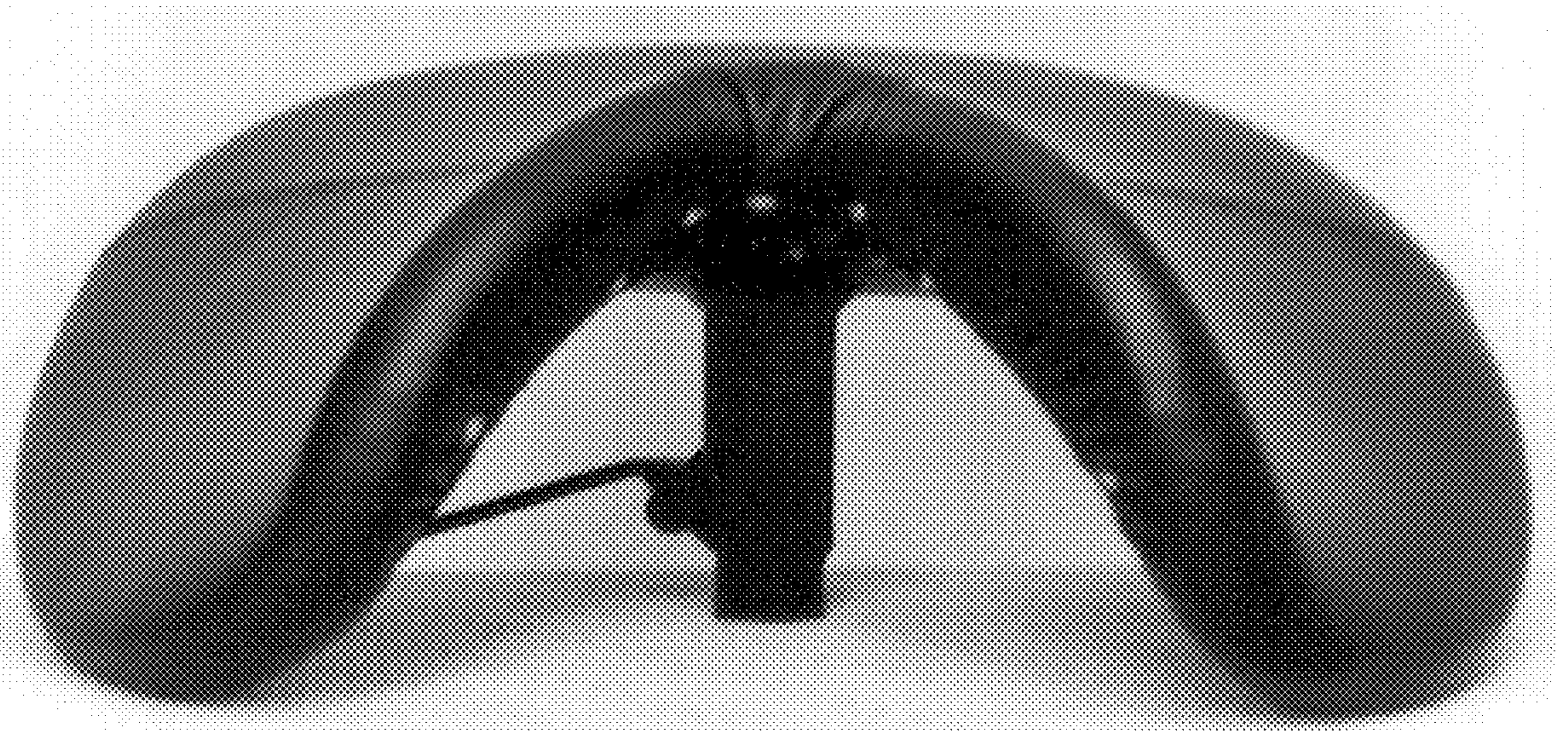


FIG. 4




FIG. 5




FIG. 6