



US00D432787S

United States Patent [19]
Holahan

[11] **Patent Number: Des. 432,787**

[45] **Date of Patent: ** Oct. 31, 2000**

[54] **ENGINE CASE**

[75] Inventor: **Anthony F. Holahan**, Costa Mesa, Calif.

[73] Assignee: **Hoover Materials Handling Group**, Costa Mesa, Calif.

[**] Term: **14 Years**

[21] Appl. No.: **29/106,846**

[22] Filed: **Jun. 22, 1999**

[51] **LOC (7) Cl.** **03-01**

[52] **U.S. Cl.** **D3/272; D3/273**

[58] **Field of Search** D3/272, 273, 302, D3/905; D9/423, 424; 206/319, 508, 503, 515; 220/1.5

D. 252,354	7/1979	Uyeda	D3/302
D. 328,188	7/1992	Jacobsen et al.	D3/272
D. 389,307	1/1998	Zimmerman	D3/273
D. 413,439	9/1999	Bell	D3/272
4,735,310	4/1988	Lemery et al.	206/319
5,004,102	4/1991	Timmins et al.	203/319

Primary Examiner—Philip S. Hyder
Attorney, Agent, or Firm—Wood, Phillips, VanSanten, Clark & Mortimer

[57] **CLAIM**

The ornamental design for a engine case, as shown and described.

DESCRIPTION

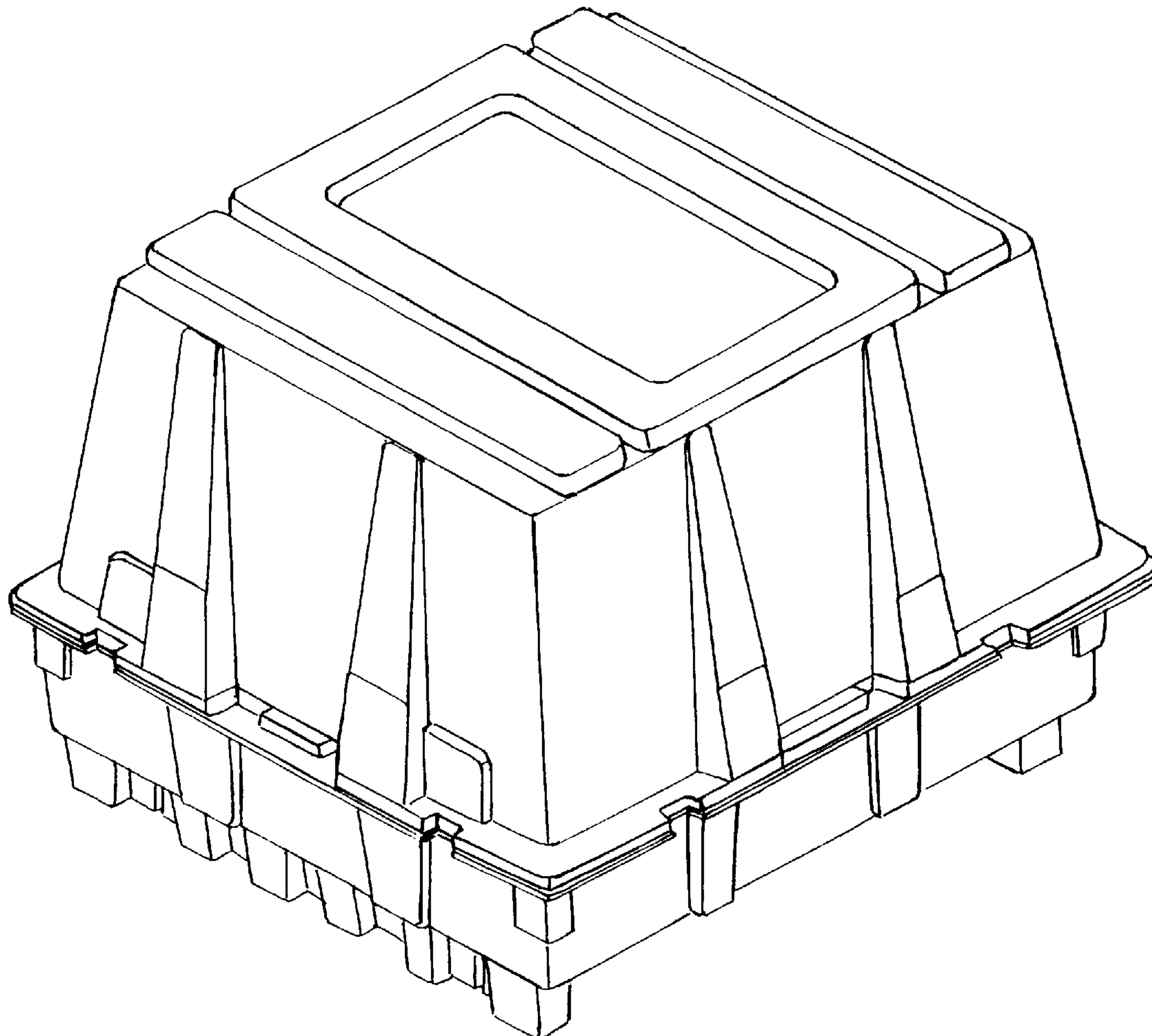
FIG. 1 is a perspective view of an engine case showing our new design;
FIG. 2 is a left side elevation view thereof;
FIG. 3 is a right side elevation view thereof;
FIG. 4 is a front elevation view thereof;
FIG. 5 is a rear elevation view thereof;
FIG. 6 is a top plan view thereof; and,
FIG. 7 is a bottom plan view thereof.

1 Claim, 4 Drawing Sheets

[56] **References Cited**

U.S. PATENT DOCUMENTS

D. 201,398	6/1965	Burns et al.	D3/302
D. 237,145	10/1975	Barr	D3/272
D. 245,319	8/1977	Wodell	D3/272



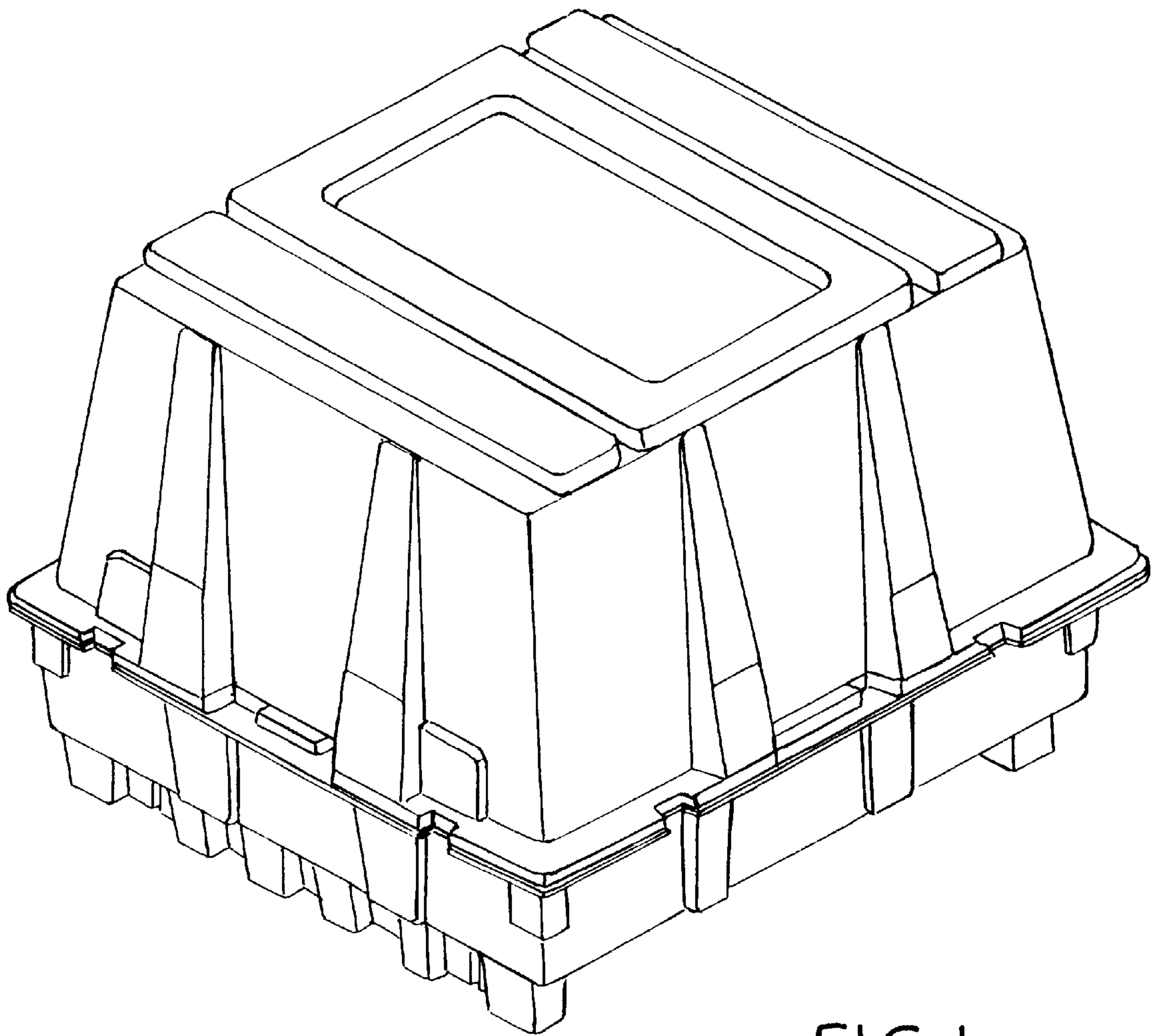


FIG. 1




FIG. 2




FIG. 4




FIG. 3




FIG. 5

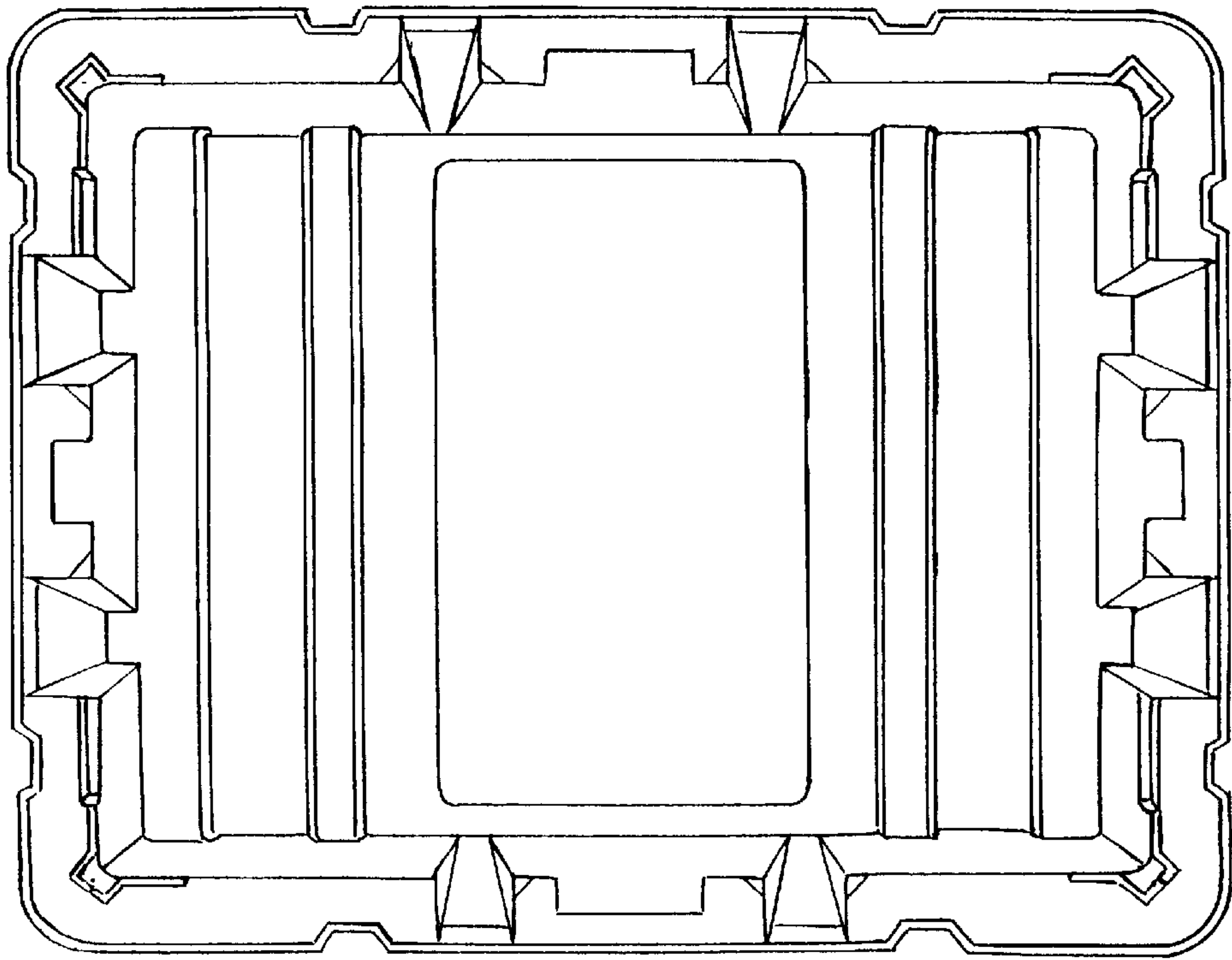


FIG. 6

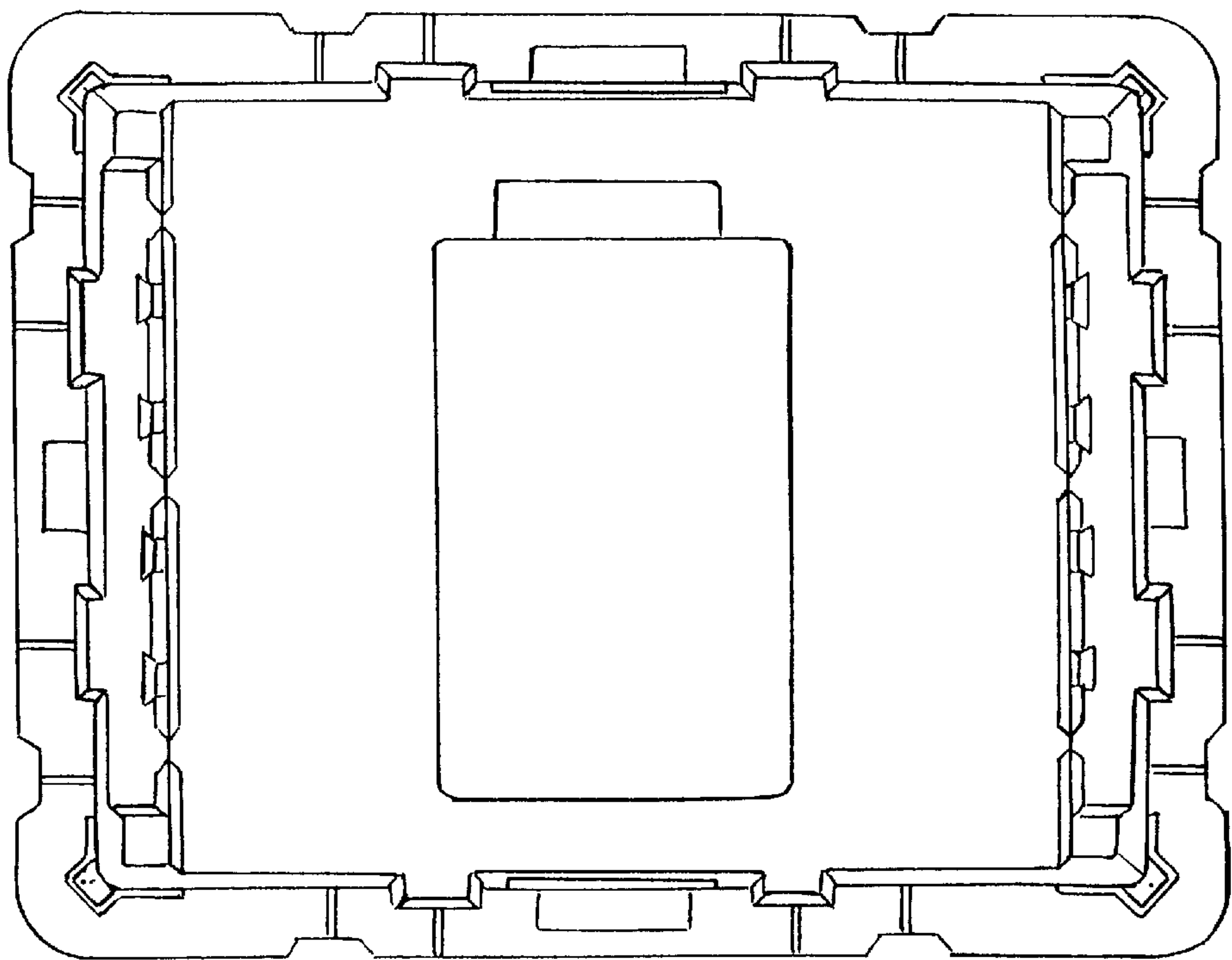


FIG. 7