



US00D432775S

United States Patent [19]
McDowell

[11] **Patent Number: Des. 432,775**

[45] **Date of Patent: ** Oct. 31, 2000**

[54] **PORTION OF A SHOE UPPER**

[75] Inventor: **Sean M. McDowell**, Beaverton, Oreg.

[73] Assignee: **Nike, Inc.**, Beaverton, Oreg.

[**] Term: **14 Years**

[21] Appl. No.: **29/123,254**

[22] Filed: **May 15, 2000**

[51] **LOC (7) Cl.** **02-99**

[52] **U.S. Cl.** **D2/972**

[58] **Field of Search** D2/896, 902, 907,
D2/943, 944, 969-973; 36/45, 50.1, 51,
77 M, 77 R, 83, 88, 89, 113, 114, 126-130

[56] **References Cited**

U.S. PATENT DOCUMENTS

- D. 382,101 8/1997 Teague .
- D. 385,689 11/1997 James .
- D. 386,604 11/1997 Cass .
- D. 393,142 4/1998 Brown .
- D. 399,340 10/1998 James .
- D. 413,194 8/1999 Cooper .
- D. 413,720 9/1999 Smith, III .
- D. 415,883 11/1999 Kozo D2/972
- D. 415,884 11/1999 Kozo .
- D. 417,775 12/1999 Holmes .
- D. 417,776 12/1999 McDowell .
- D. 420,790 2/2000 Oliva .
- D. 423,207 4/2000 Selbiger .
- D. 423,768 5/2000 Hewett .
- D. 427,759 7/2000 Hlavacs D2/972
- D. 428,244 7/2000 Young D2/972

OTHER PUBLICATIONS

Nike Late Spring 1997 Footwear Catalog, pp. 49, 77, and 168, published Sep. 1996.

Nike Fall 1997 Footwear Catalog, p. 120, published Dec. 1996.

Nike Holiday 1997 Footwear Catalog, p. 163, published Mar. 1997.

Nike Fall 1999 Footwear Catalog, p. M35, published Dec. 1998.

Nike Holiday 1999 Footwear Catalog, pp. M43, W90 and W8, published Mar. 1999.

Nike Spring 2000 Footwear Catalog, pp. M14, M47, M55 and M87, published Jul. 1999.

Nike Fall 2000 Footwear Catalog, pp. W11 and W27, published Nov. 1999.

Nike Spring 2001 Footwear Catalog, pp M77, and W3, published Jun. 2000.

Primary Examiner—Dominic Simone
Attorney, Agent, or Firm—Banner & Witcoff, Ltd.

[57] **CLAIM**

The ornamental design for a portion of a shoe upper, as shown and described.

DESCRIPTION

FIG. 1 is a perspective view of a portion of a shoe upper showing my new design;

FIG. 2 is a side elevational view thereof;

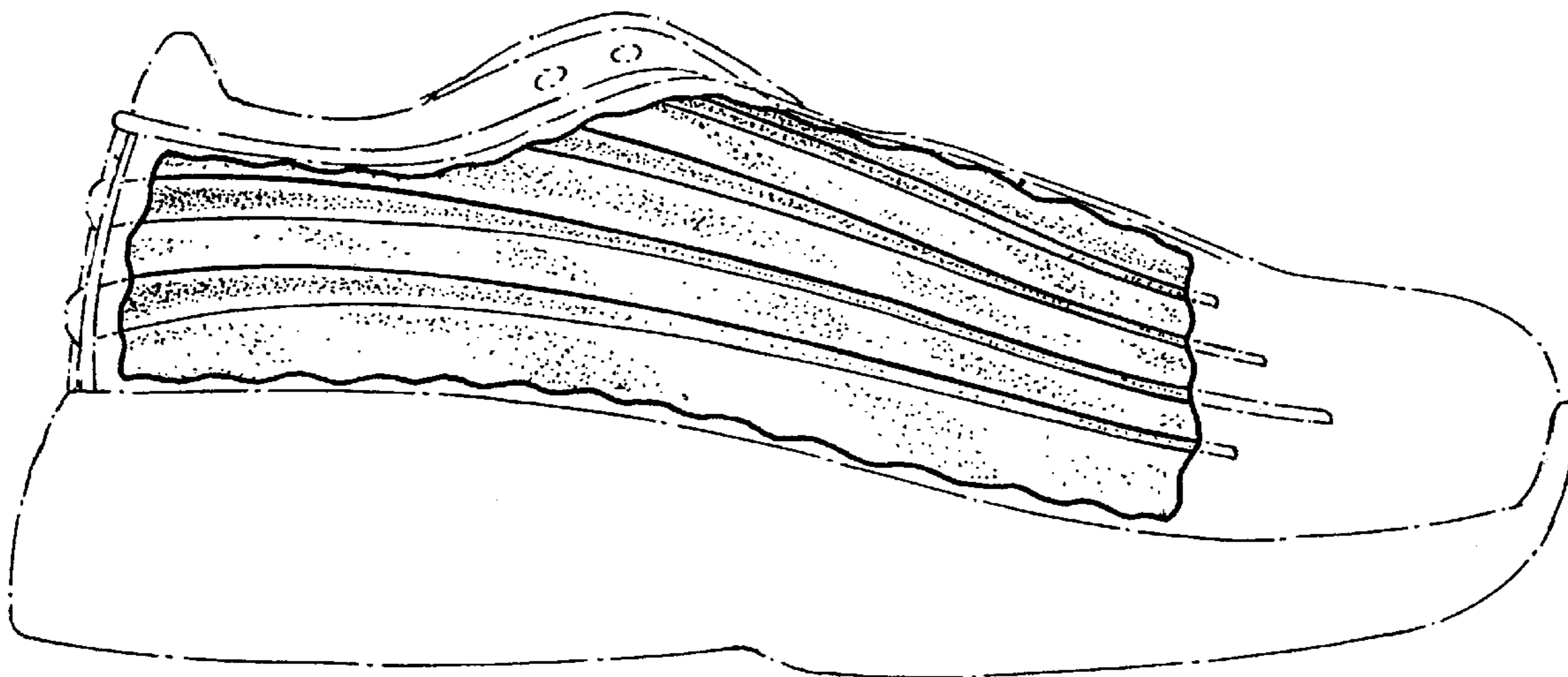
FIG. 3 is a front elevational view thereof;

FIG. 4 is a rear elevational view thereof; and,

FIG. 5 is a top plan view thereof.

The broken line showing of the remainder of the shoe is for illustrative purposes only and forms no part of the claimed design.

1 Claim, 2 Drawing Sheets



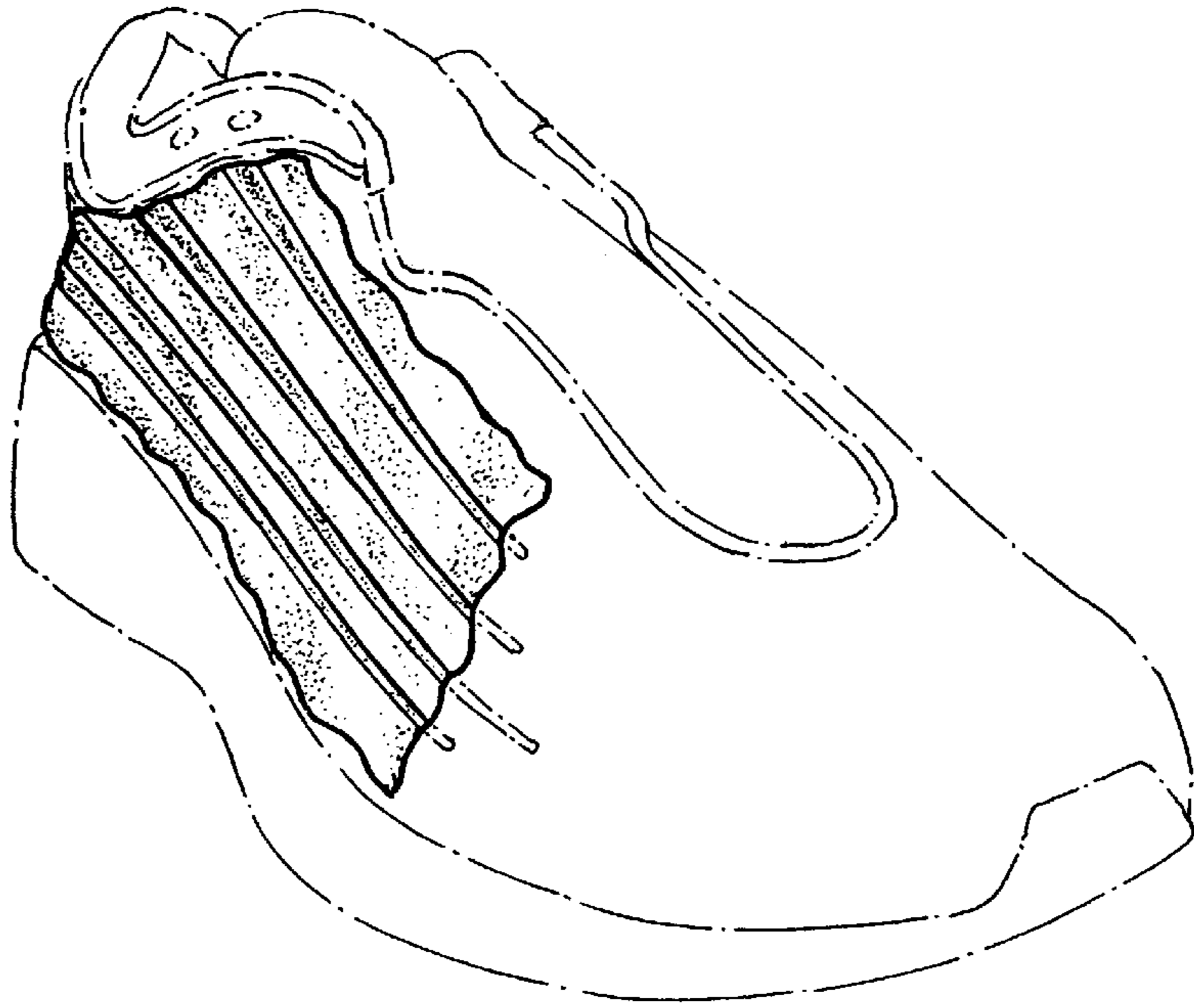


FIG. 1

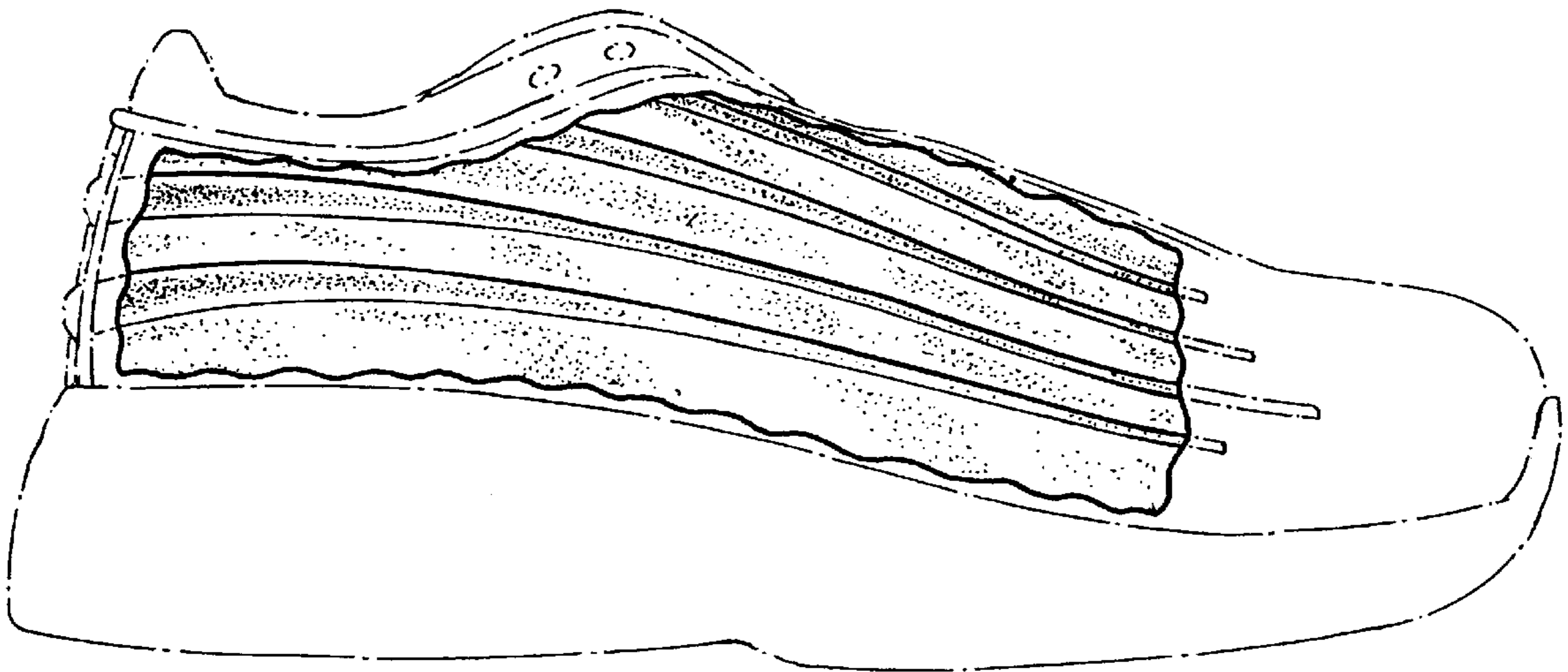


FIG. 2

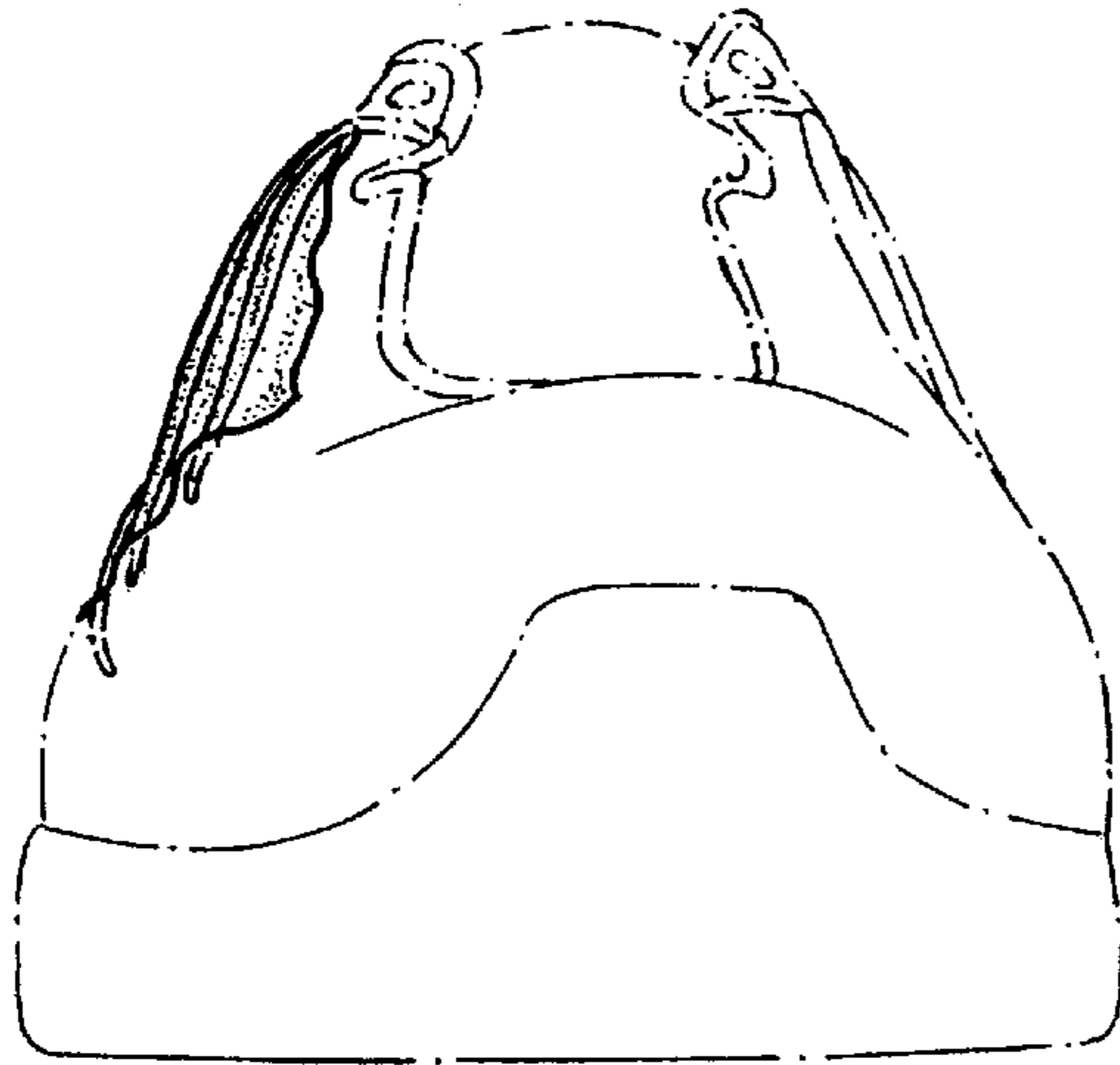


FIG. 3

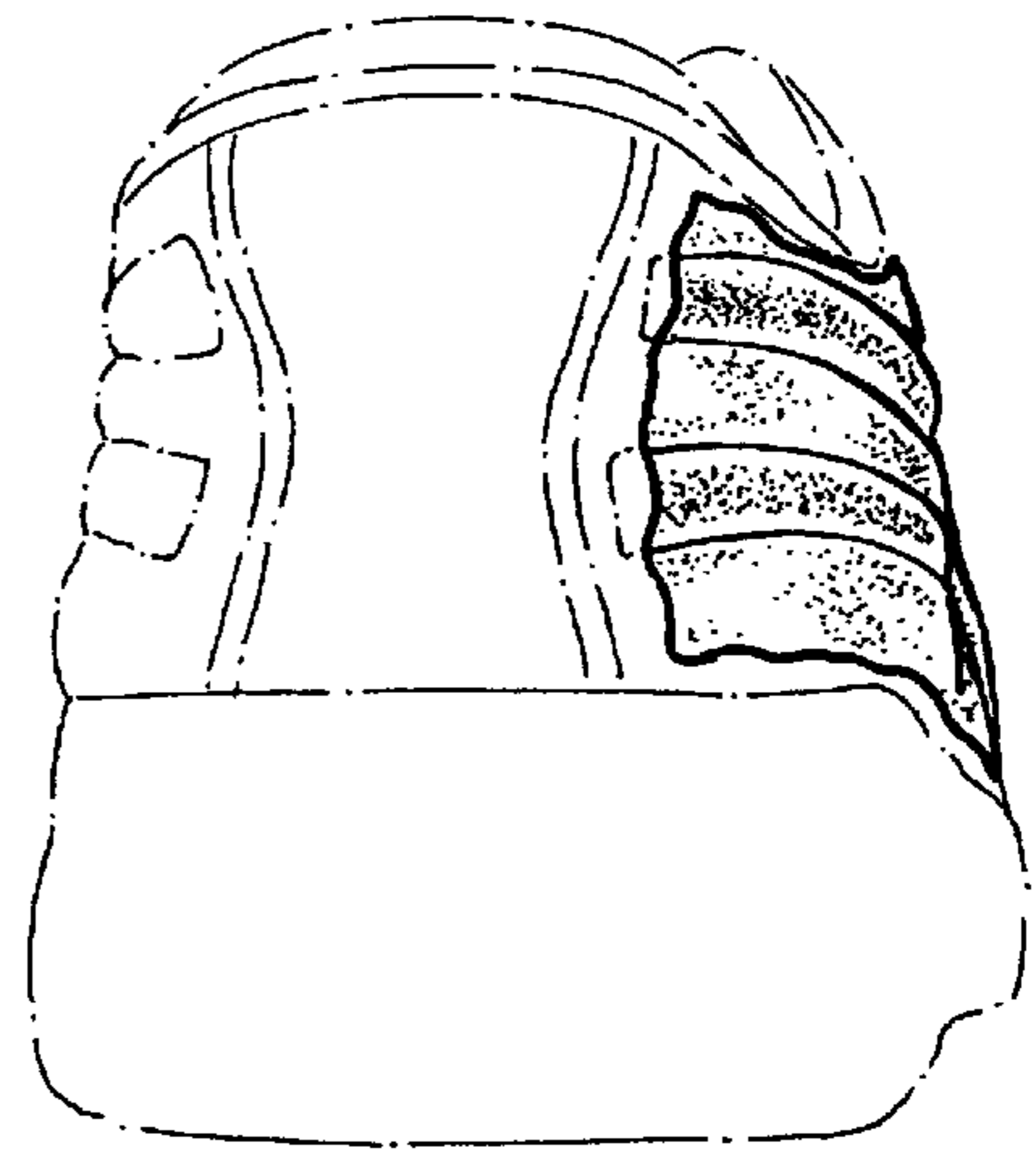


FIG. 4

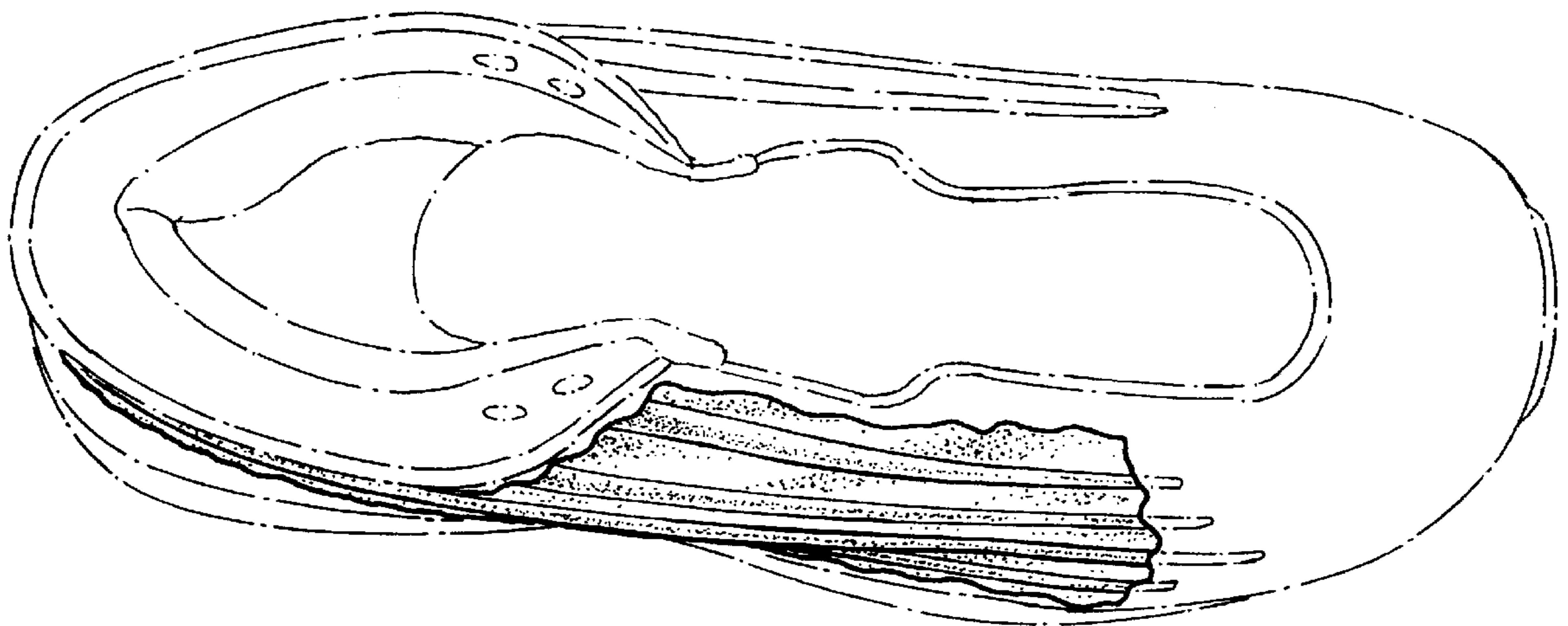


FIG. 5