



US00D432774S

United States Patent [19]
Avar

[11] **Patent Number: Des. 432,774**

[45] **Date of Patent: ** Oct. 31, 2000**

[54] **PORTION OF A SHOE UPPER**

5,109,614 5/1992 Curry .

[75] Inventor: **Eric P. Avar**, Aloha, Oreg.

OTHER PUBLICATIONS

[73] Assignee: **Nike, Inc.**, Beaverton, Oreg.

Nike Footwear Catalog 1985, p. 58, published Dec. 1984.
Nike Late Spring 1996 Footwear Catalog, pp. 24 and 26,
published Aug. 1995.

[**] Term: **14 Years**

Nike Holiday 1996 Footwear Catalog, p. 82, published Mar. 1996.

[21] Appl. No.: **29/123,253**

Nike Spring 1997 Footwear Catalog, p. 104, published Jun. 1996.

[22] Filed: **May 15, 2000**

Nike Late Spring 1997 Footwear Catalog, p. 38, published Sep. 1996.

[51] **LOC (7) Cl.** **02-99**

[52] **U.S. Cl.** **D2/972**

[58] **Field of Search** D2/896, 902, 907,
D2/943, 944, 969-973; 36/45, 50.1, 51,
77 M, 77 R, 83, 88, 89, 113, 114, 126-130

Nike Holiday 1997 Footwear Catalog, p. 123, published Mar. 1997.

Nike Holiday 2000 Men's Footwear Catalog, pp. 29 and 31,
published Mar. 2000.

[56] **References Cited**

Primary Examiner—Dominic Simone
Attorney, Agent, or Firm—Banner & Witcoff, Ltd.

U.S. PATENT DOCUMENTS

[57] **CLAIM**

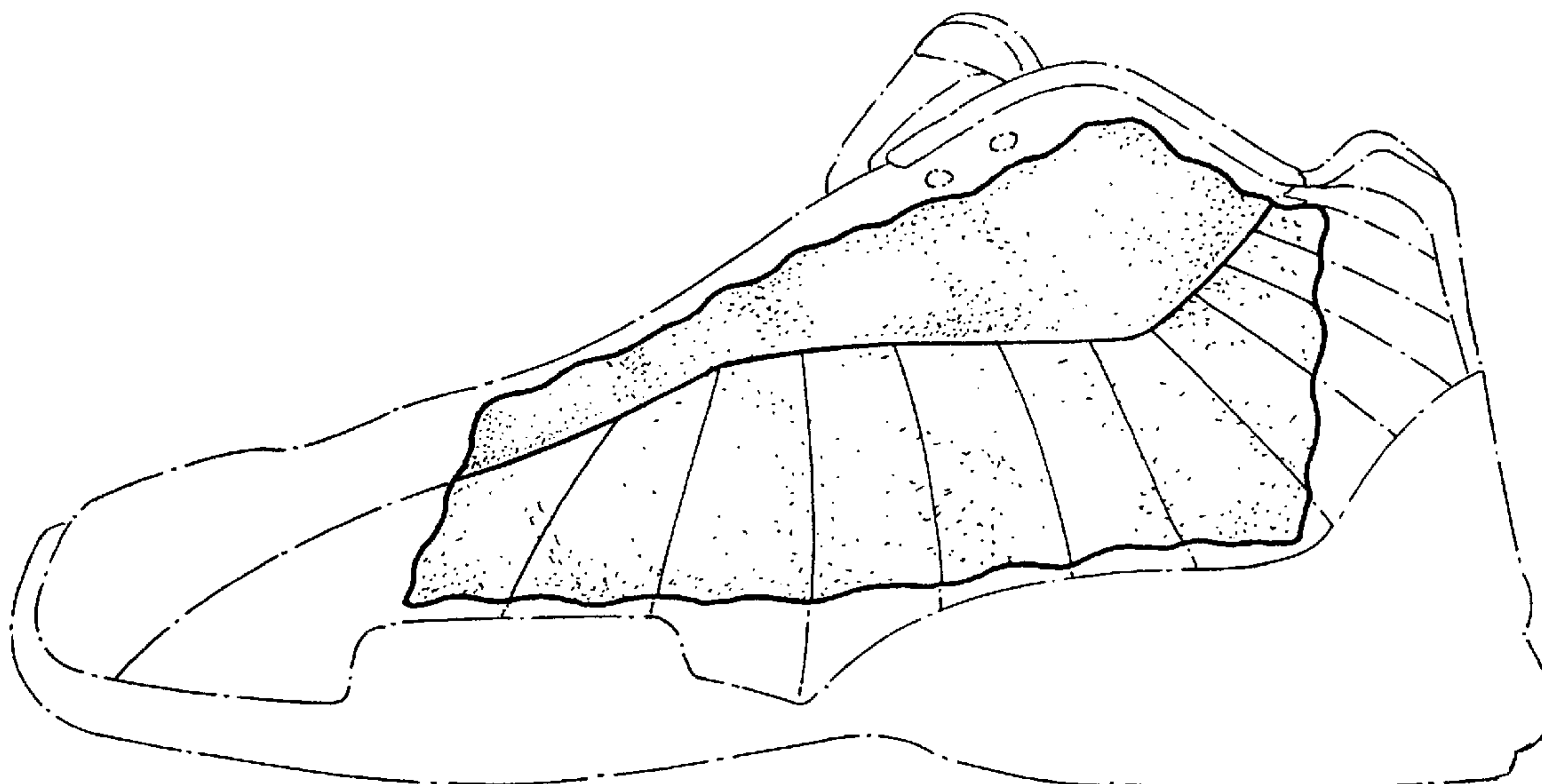
- D. 54,215 11/1919 Johnson .
- D. 348,765 7/1994 Lozano .
- D. 380,080 6/1997 Avar .
- D. 380,082 6/1997 Hatfield .
- D. 380,083 6/1997 Lozano .
- D. 382,696 8/1997 Lozano .
- D. 383,294 9/1997 Lozano .
- D. 383,296 9/1997 Rask .
- D. 384,801 10/1997 Rask .
- D. 387,195 12/1997 McNulty .
- D. 393,361 4/1998 Rask .
- D. 395,745 7/1998 Rask .
- D. 404,906 2/1999 Backus .
- D. 405,950 2/1999 Lozano .
- D. 408,981 5/1999 Smith D2/972
- D. 412,052 7/1999 Blakeslee et al. D2/972
- D. 414,321 9/1999 Blakeslee D2/972
- D. 416,129 11/1999 Lotti D2/972
- D. 418,283 6/2000 Akhidime .

The ornamental design for a portion of a shoe upper, as shown and described.

DESCRIPTION

FIG. 1 is a perspective view of a portion of a shoe upper showing my new design;
FIG. 2 is a side elevational view thereof;
FIG. 3 is a front elevational view thereof;
FIG. 4 is a rear elevational view thereof; and,
FIG. 5 is a top plan view thereof.
The broken line showing of the remainder of the shoe is for illustrative purposes only and forms no part of the claimed design.

1 Claim, 2 Drawing Sheets



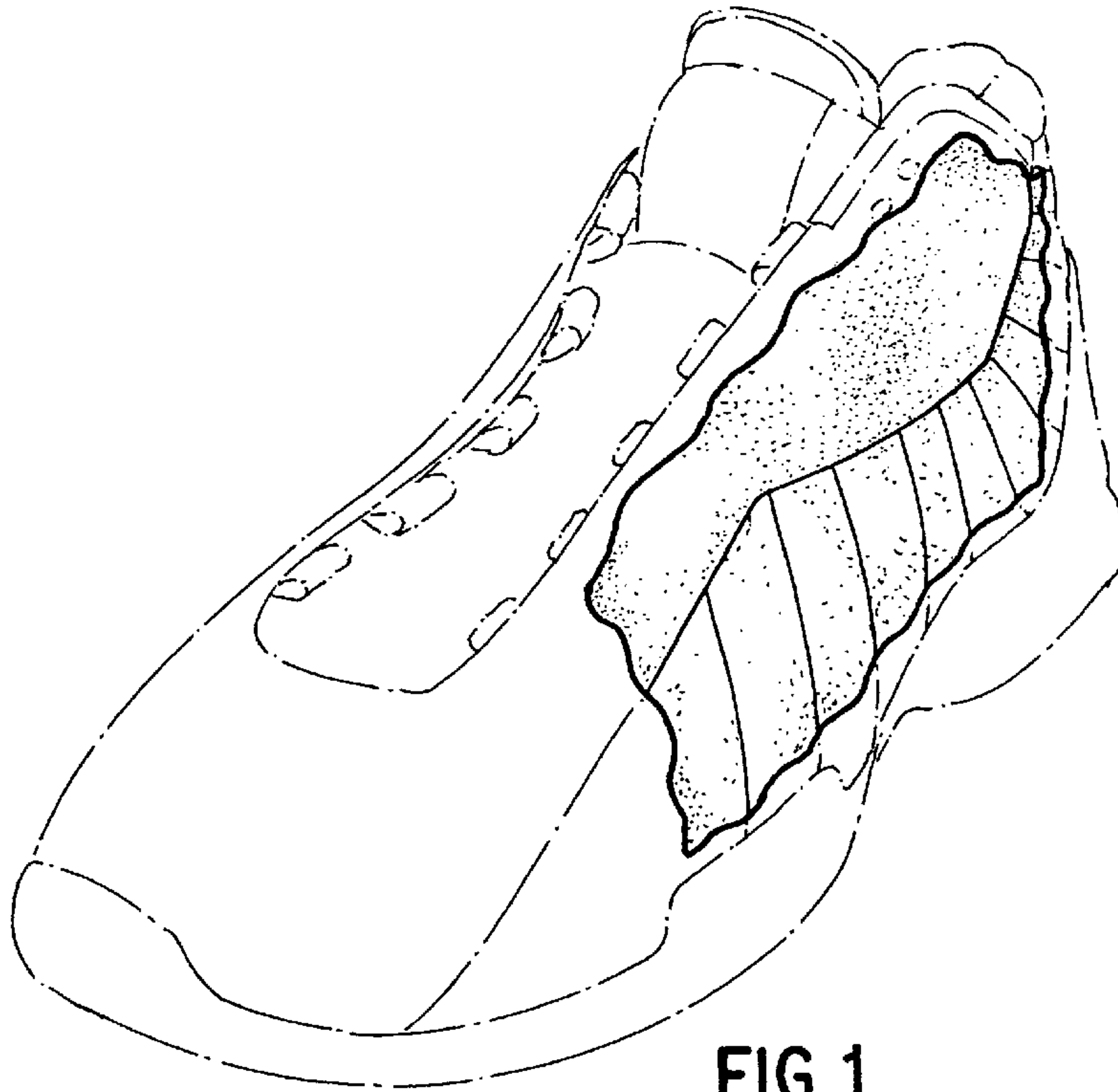


FIG. 1

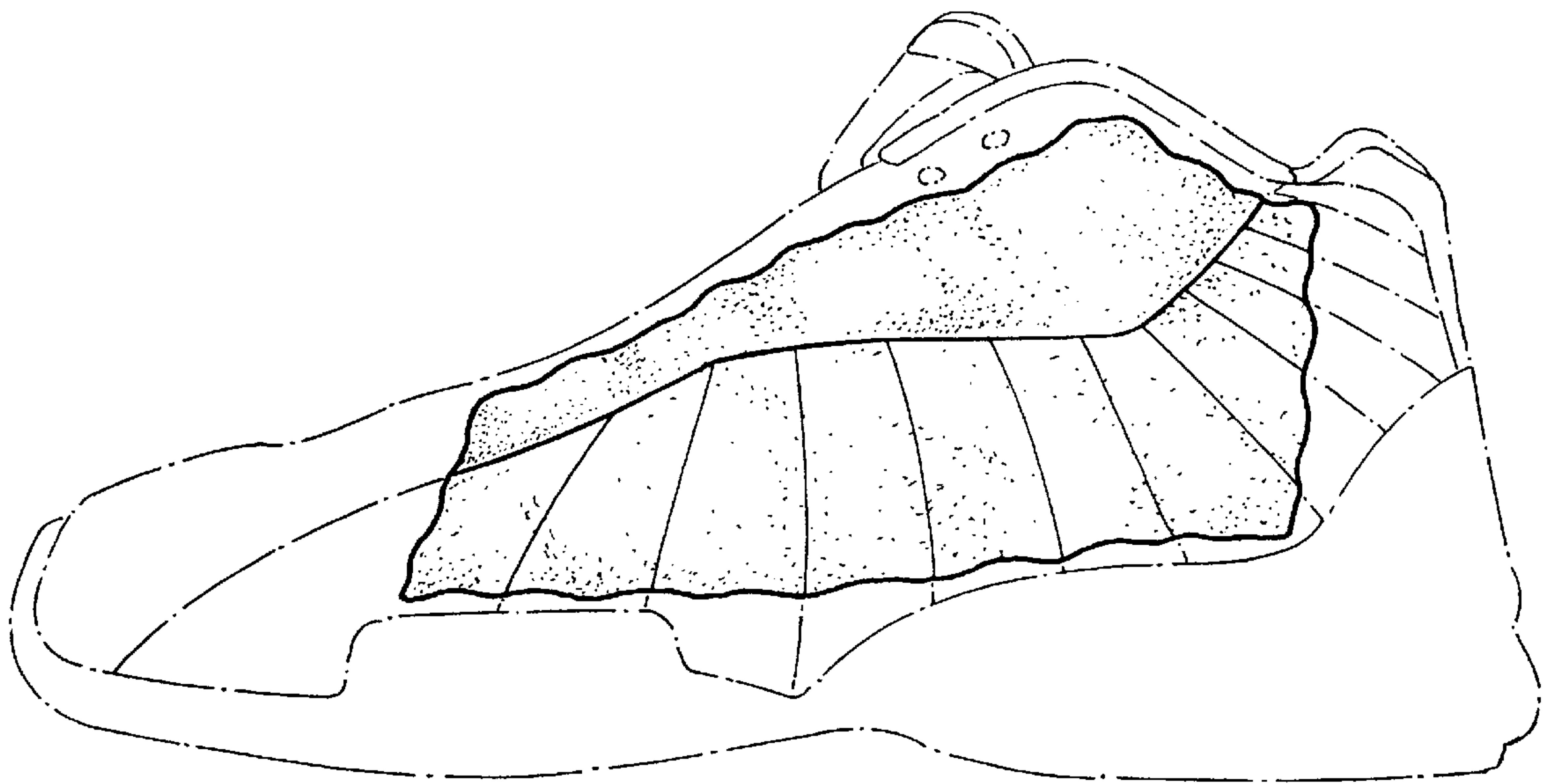


FIG. 2

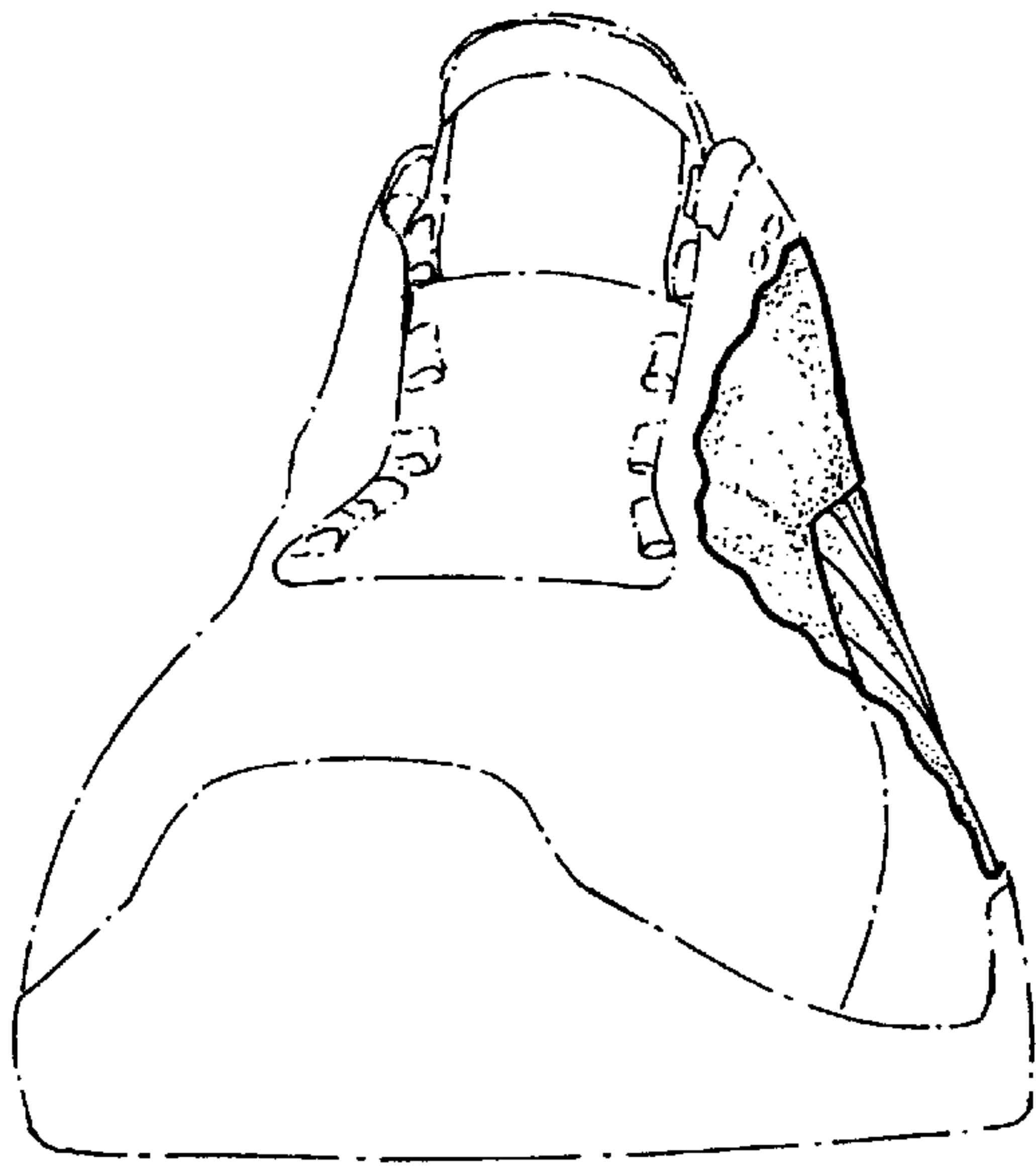


FIG. 3

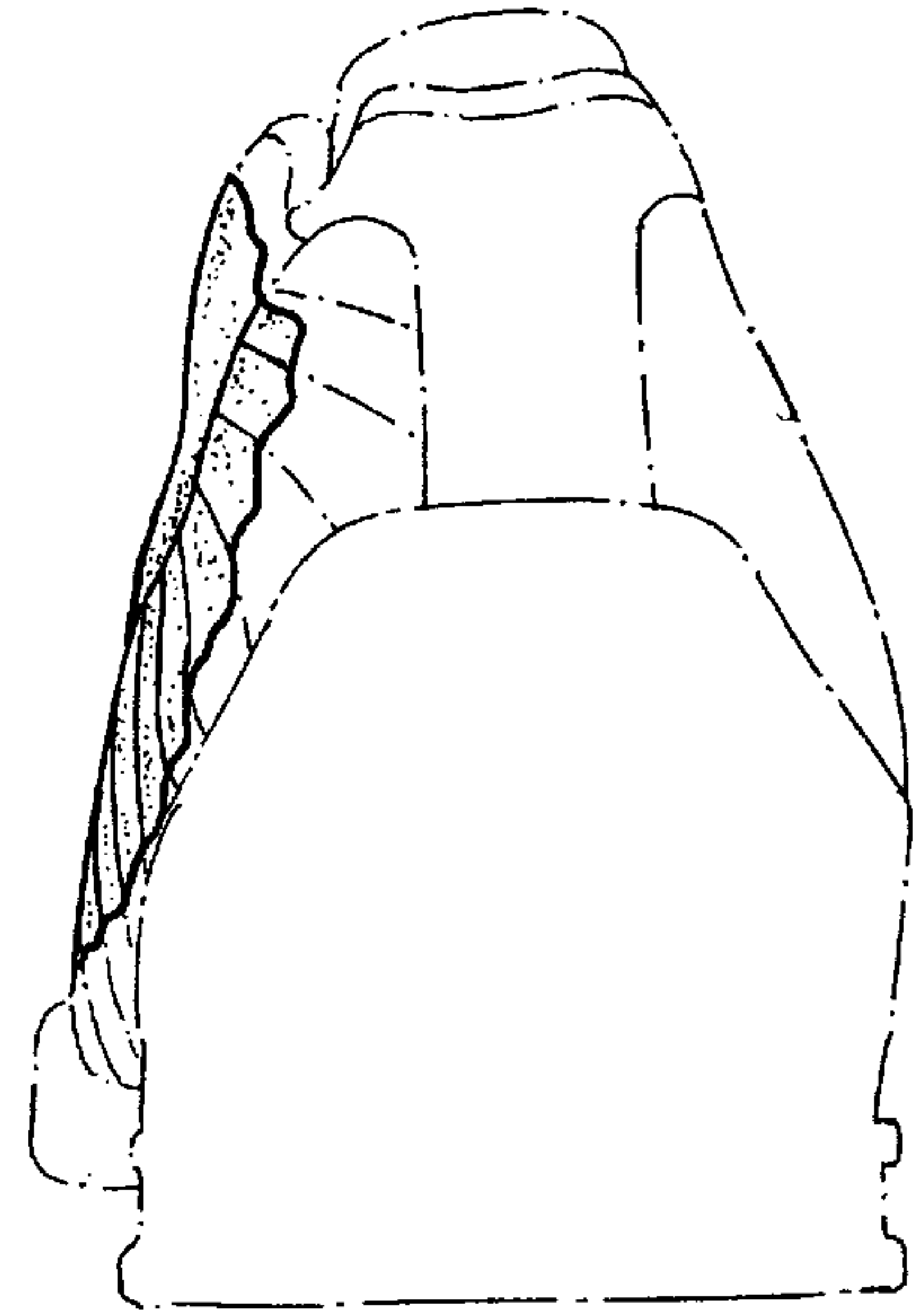


FIG. 4

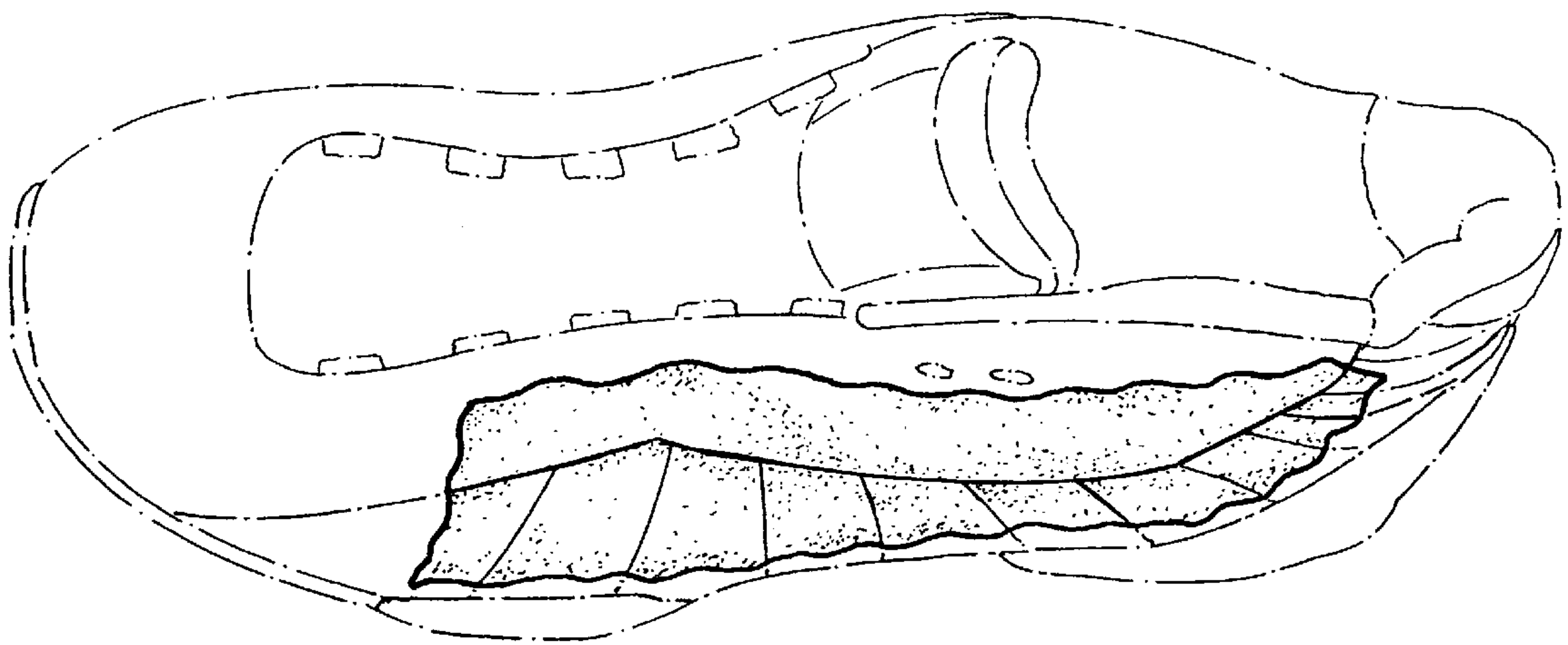


FIG. 5