



US00D432769S

United States Patent [19]

Yung et al.

[11] Patent Number: **Des. 432,769**

[45] Date of Patent: **** Oct. 31, 2000**

[54] **INSOLE**

[76] Inventors: **Wu-Bin Yung**, No. 3, Lane 48, Hsin-Yang St., Taoyuan City;
Wen-Lung Kuo, 13F-20, No. 18, Lane 228, Sec. 3, Ching-Hai Rd., Hsi-Tun Dist.; **Cheng-Hsun Wu**, 12F, No. 9, Lane 112, Wu-Chuan-Chi St., Hsi Dist., both of Taichung City, all of Taiwan

[**] Term: **14 Years**

[21] Appl. No.: **29/108,246**

[22] Filed: **Jul. 26, 1999**

[51] **LOC (7) Cl.** **02-04**

[52] **U.S. Cl.** **D2/961**

[58] **Field of Search** D2/946-961, 964, D2/968, 976; D24/191, 192, 212, 213; 36/3 R, 3 B, 7.1 A, 43, 44, 28, 29, 32 R, 24.5, 141, 25.2, 71, 30 R, 35 R, 35 B, 114, 107

[56] **References Cited**

U.S. PATENT DOCUMENTS

D. 139,580	11/1944	Diamant	D2/961
D. 261,570	11/1981	Gordon et al.	D2/961
D. 296,493	7/1988	Diaz	D2/961
D. 300,686	4/1989	Peterson	D2/961
1,730,466	10/1929	Mallott	36/44
4,353,173	10/1982	Paquet	36/44

Primary Examiner—Louis S. Zarfes
Assistant Examiner—G Andoll
Attorney, Agent, or Firm—Liniak, Berenato, Longacre & White, LLC

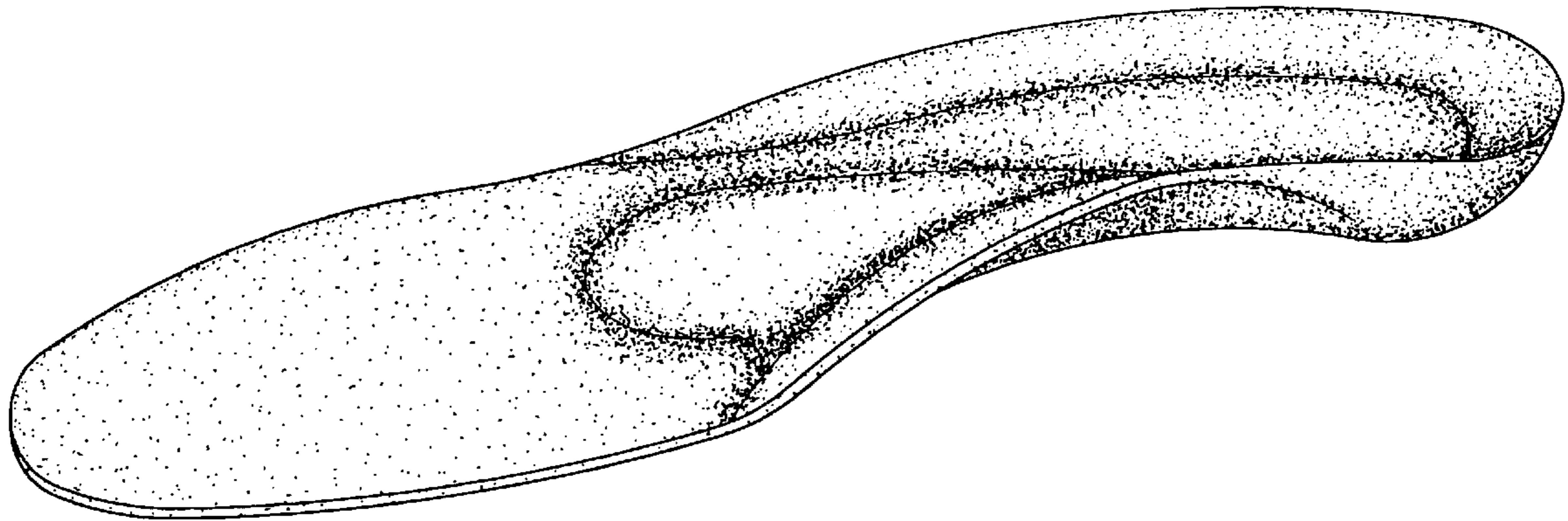
[57] **CLAIM**

The ornamental design for an insole, as shown and described.

DESCRIPTION

FIG. 1 is a perspective view of an insole showing my new design;
FIG. 2 is a top plan view thereof;
FIG. 3 is a bottom plan view thereof;
FIG. 4 is a rear elevational view thereof;
FIG. 5 is a front elevational view thereof;
FIG. 6 is a left side view thereof;
FIG. 7 is a right side view thereof;
FIG. 8 is a top plan view thereof provided with lines of cross-sections;
FIG. 9 is a cross-sectional view taken along line 9—9 of FIG. 8;
FIG. 10 is a cross-sectional view taken along line 10—10 of FIG. 8;
FIG. 11 is a cross-sectional view taken along line 11—11 of FIG. 8; and,
FIG. 12 is a cross-sectional view taken along line 12—12 of FIG. 8.

1 Claim, 7 Drawing Sheets



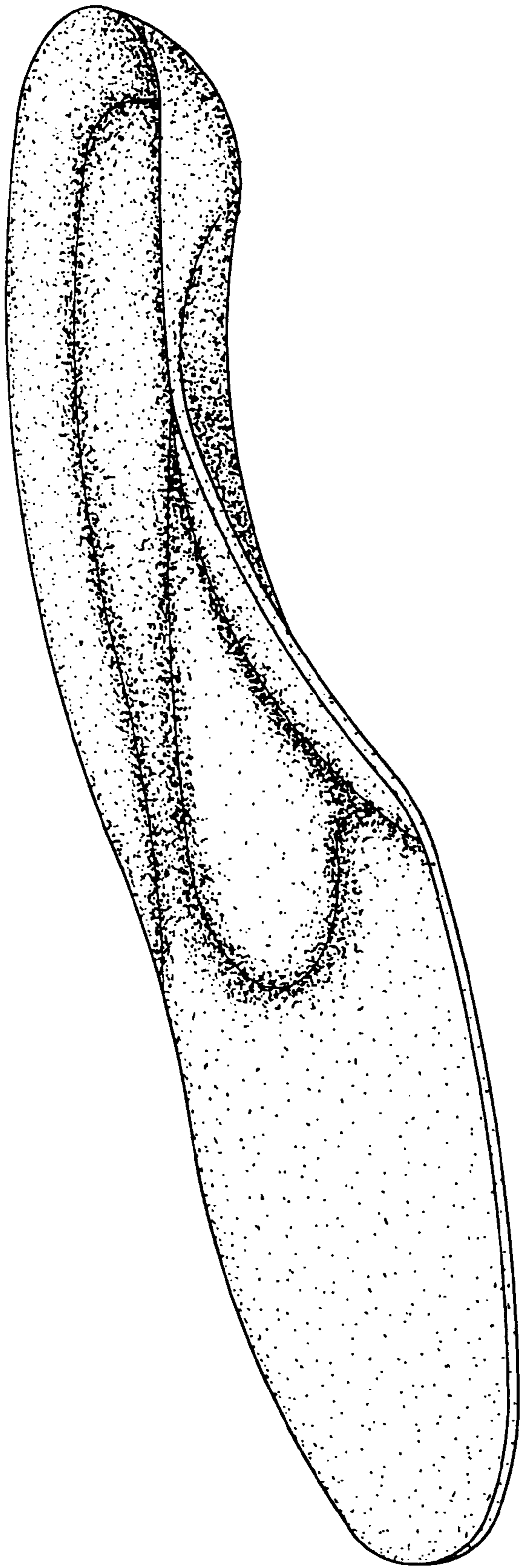


FIG. 1

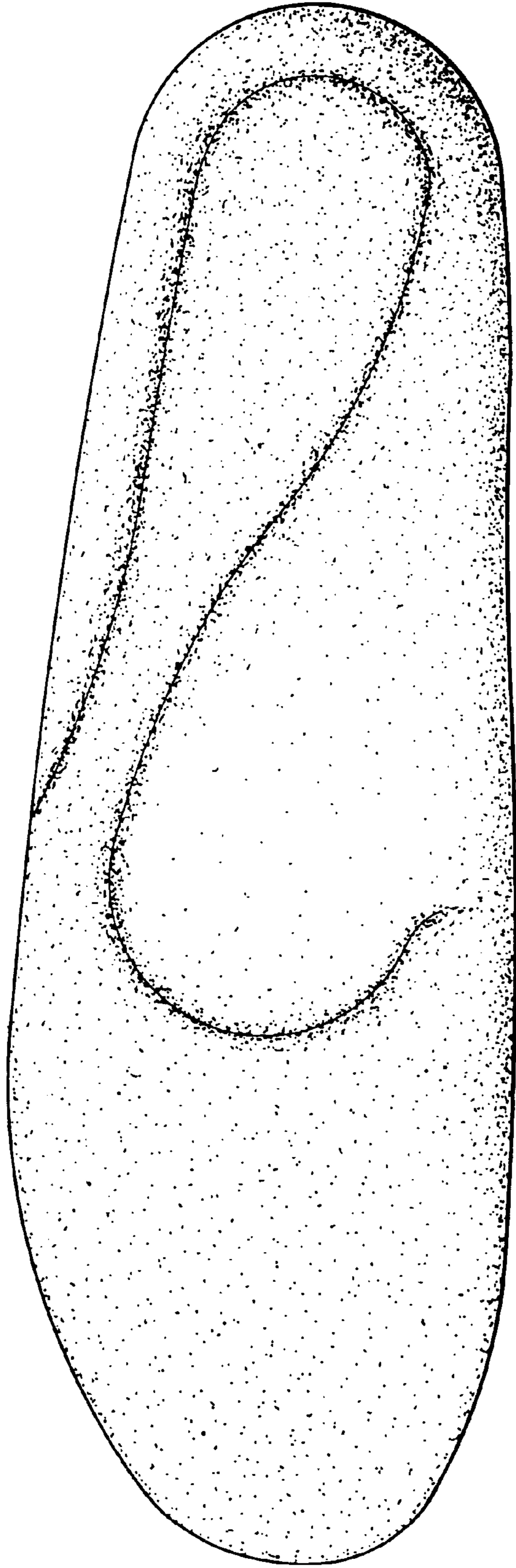


FIG. 2

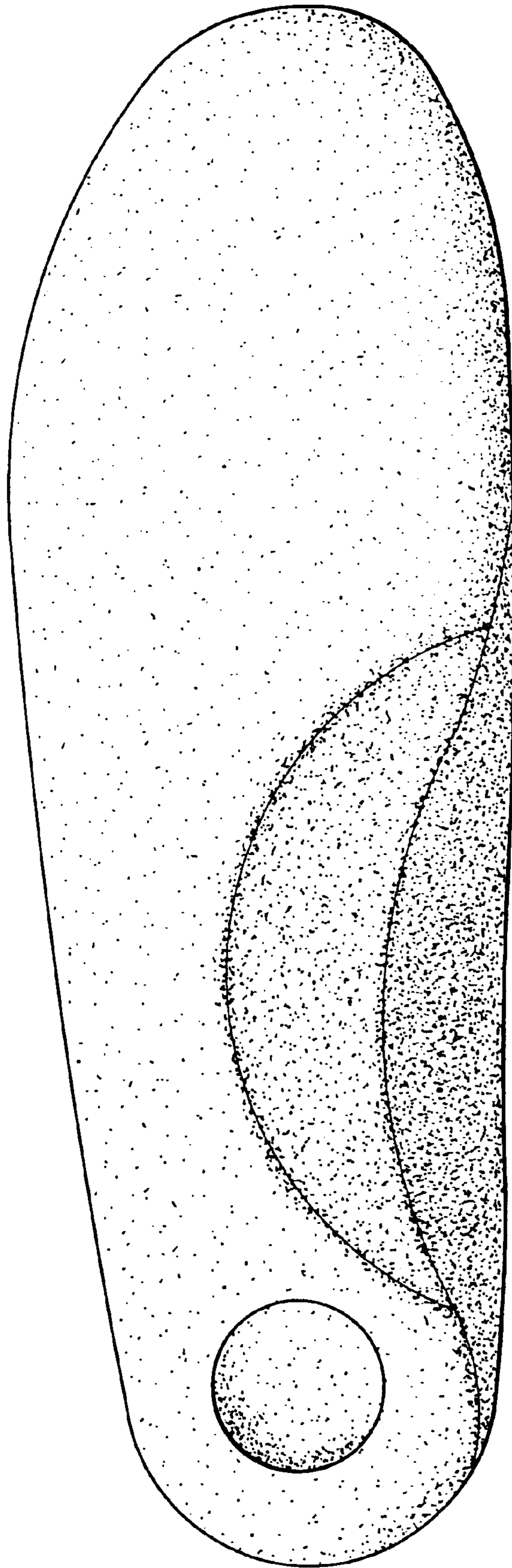


FIG. 3

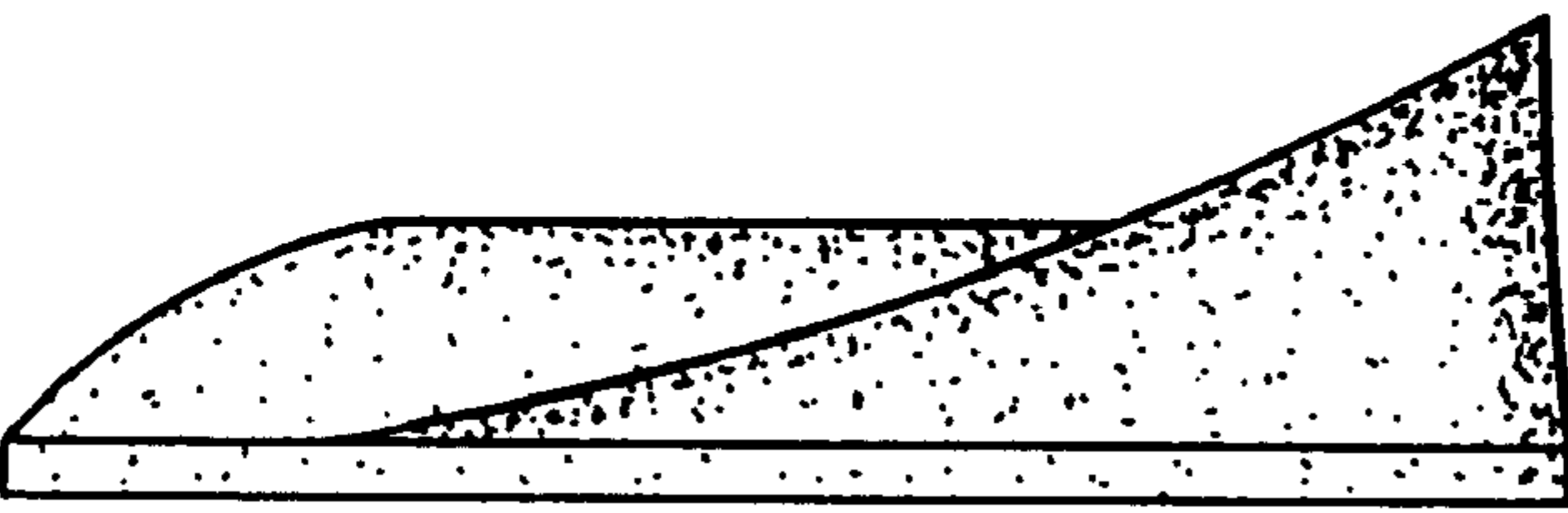


FIG. 4




FIG. 5

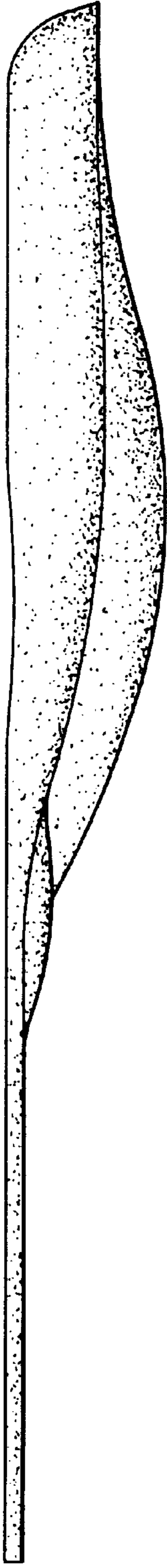


FIG. 6

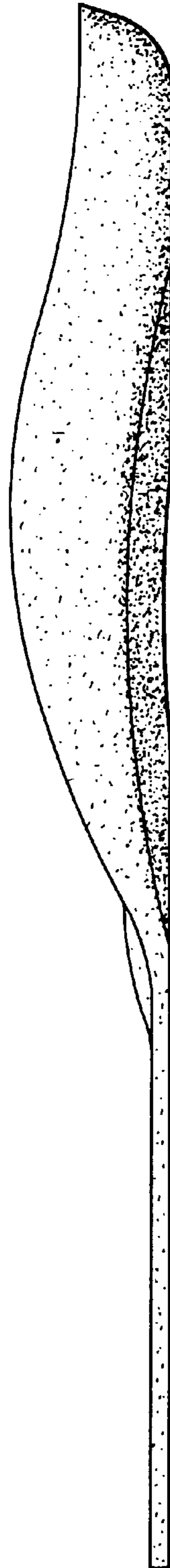


FIG. 7

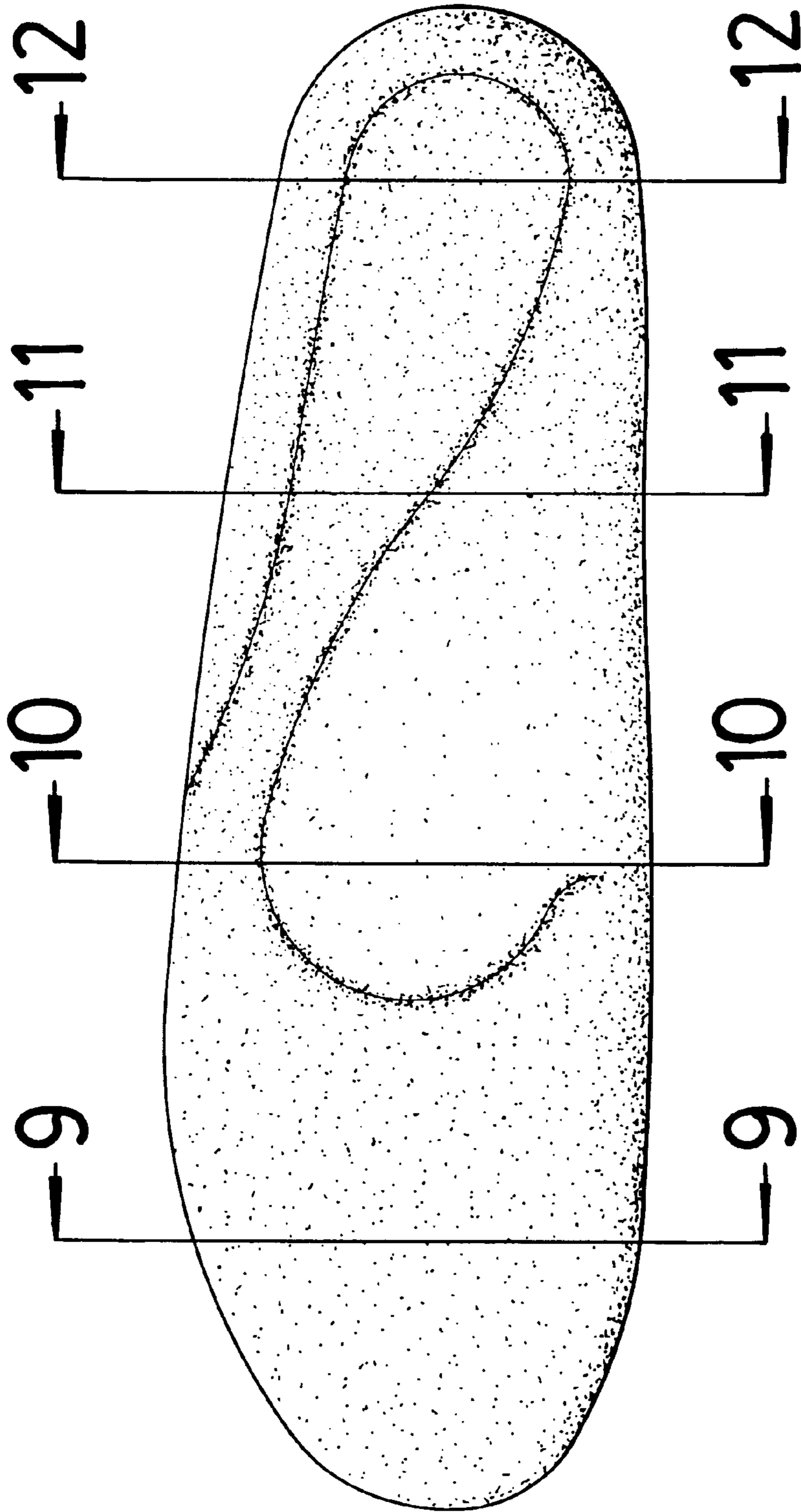


FIG. 8



FIG. 9



FIG. 10



FIG. 11



FIG. 12