



US00D432768S

United States Patent [19]
Neely

[11] **Patent Number: Des. 432,768**
[45] **Date of Patent: ** Oct. 31, 2000**

[54] **PORTION OF A SHOE SOLE**
[75] Inventor: **Caprice Neely**, Portland, Oreg.
[73] Assignee: **Nike, Inc.**, Beaverton, Oreg.
[**] Term: **14 Years**

D. 414,922 10/1999 Wright D2/960
D. 417,942 12/1999 Aguerre D2/916
D. 423,201 4/2000 Wilson .
D. 429,062 8/2000 Santa D2/954
4,439,936 4/1984 Clarke et al. .
5,440,826 8/1995 Whatley .
5,918,385 6/1999 Sessa .

[21] Appl. No.: **29/124,987**
[22] Filed: **Jun. 16, 2000**

OTHER PUBLICATIONS

Nike Holiday 1998 Footwear Catalog, p. W123, published Mar. 1998.
Nike Spring 1997 Footwear Catalog, pp. 146 and 175, published Jun. 1996.
Nike Holiday 1996 Footwear Catalog, p. 9, published Mar. 1996.
Nike Fall 1996 Footwear Catalog, p. 162, published Dec. 1995.
Nike Fall 1991 Footwear Catalog, p. 74, published Dec. 1990.

[51] **LOC (7) Cl.** **02-04**
[52] **U.S. Cl.** **D2/957; D2/959**
[58] **Field of Search** D2/760, 902, 904,
D2/908, 909, 911, 914, 916, 920, 946-948,
951-962, 964, 972, 977; 36/22 R, 24.5,
25 A, 25 R, 28, 29, 32 R, 43, 59 C, 59 R,
102, 103, 129, 134, 149

[56] **References Cited**

U.S. PATENT DOCUMENTS

D. 069,441 2/1926 Church D2/957
D. 122,906 10/1940 Morse D2/957
D. 287,304 12/1986 Peterson et al. .
D. 320,884 10/1991 Brue D2/957
D. 325,466 4/1992 Rullier et al. D2/953
D. 343,048 1/1994 Hauglin D2/957
D. 347,936 6/1994 Takaoka .
D. 349,392 8/1994 Noel .
D. 363,371 10/1995 Werman .
D. 389,295 1/1998 Kelchak .
D. 389,994 2/1998 Sessa .
D. 395,740 7/1998 Cass .
D. 399,997 10/1998 Girard D2/960
D. 401,395 11/1998 Clarke .
D. 404,900 2/1999 Lupo .
D. 411,244 6/1999 Robinson et al. D2/954
D. 413,012 8/1999 Challant .
D. 413,713 9/1999 Hernandez D2/956

Primary Examiner—Celia Murphy
Attorney, Agent, or Firm—Banner & Witcoff, Ltd.

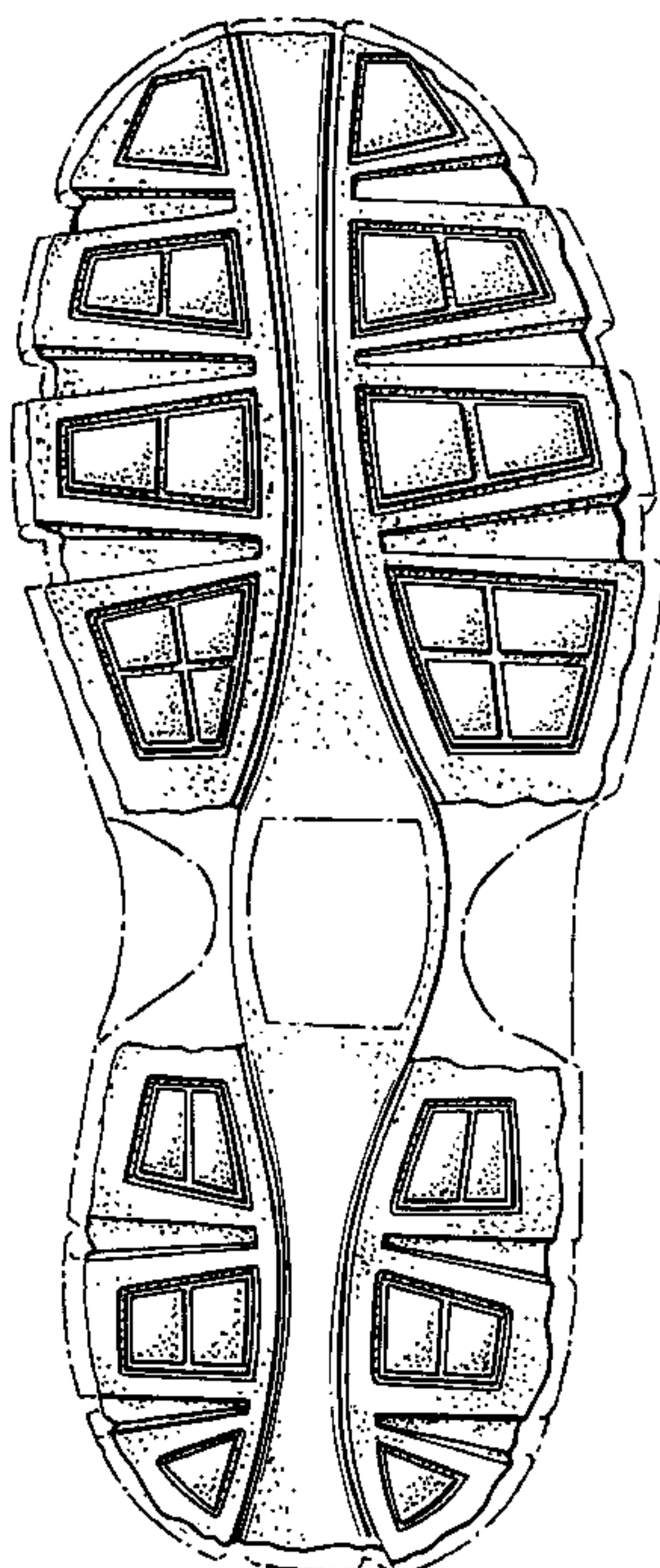
[57] **CLAIM**

The ornamental design for a portion of a shoe sole, as shown and described.

DESCRIPTION

FIG. 1 is a bottom plan view of a portion of a shoe sole showing my new design;
FIG. 2 is a first perspective view thereof; and,
FIG. 3 is a second perspective view thereof.
The broken line representation of the four sided, centrally-disposed element and the remainder of the shoe is for illustrative purposes only and forms no part of the claimed design.

1 Claim, 3 Drawing Sheets



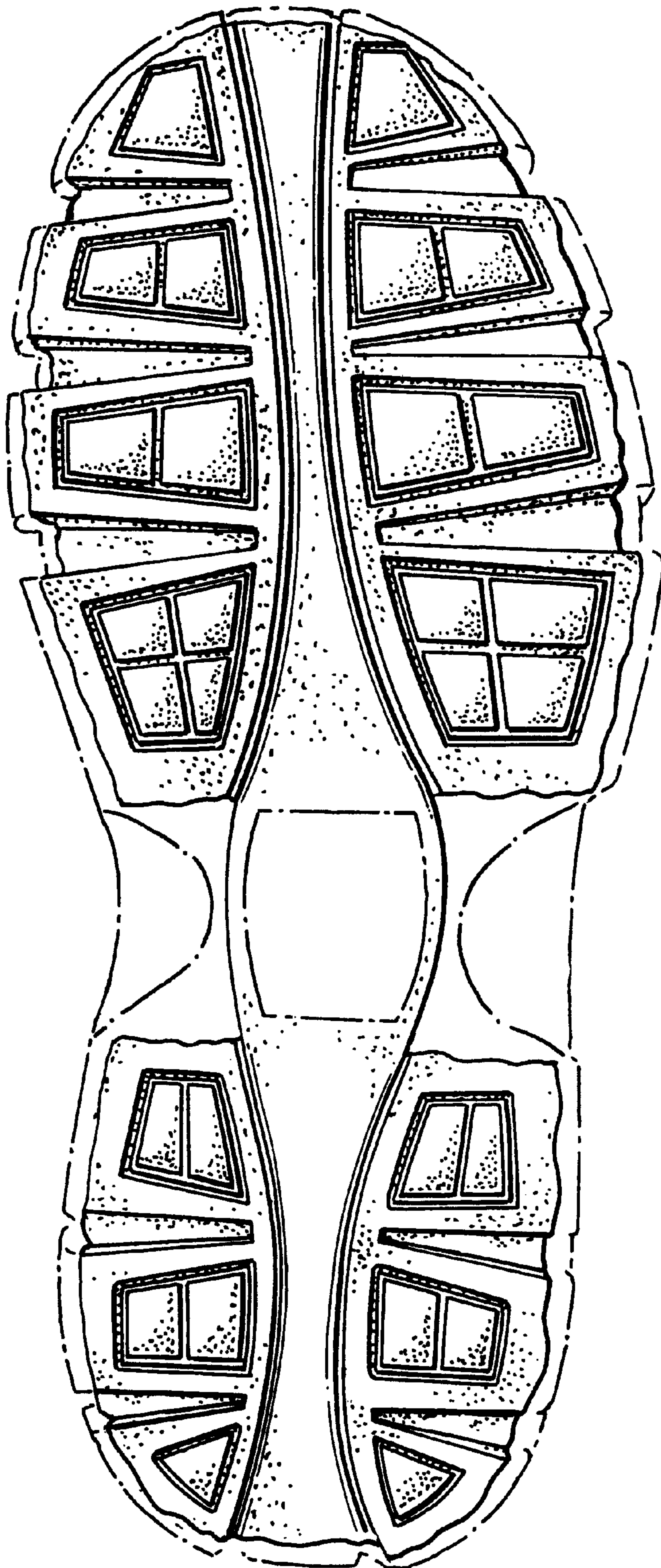


FIG. 1

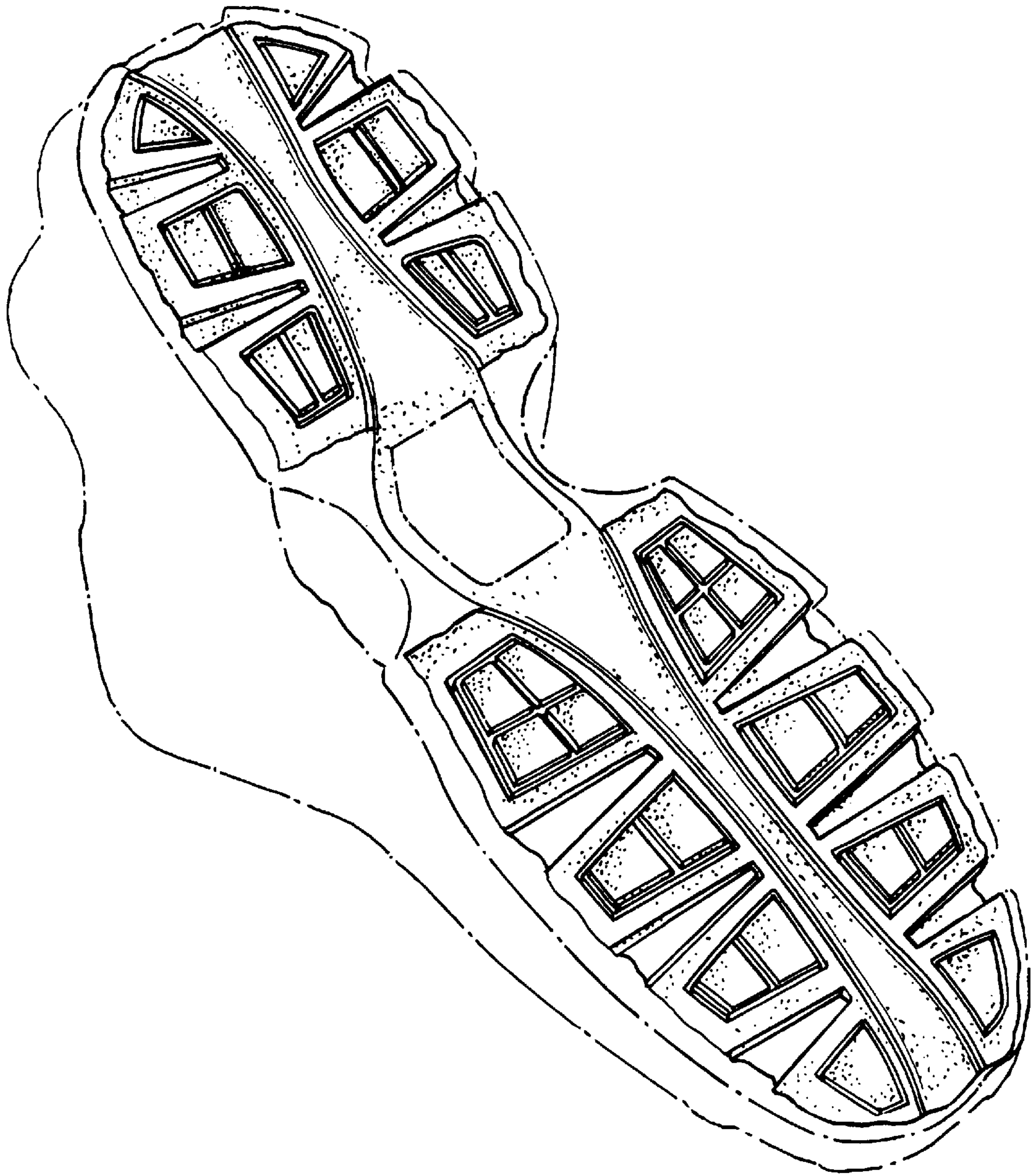


FIG. 2

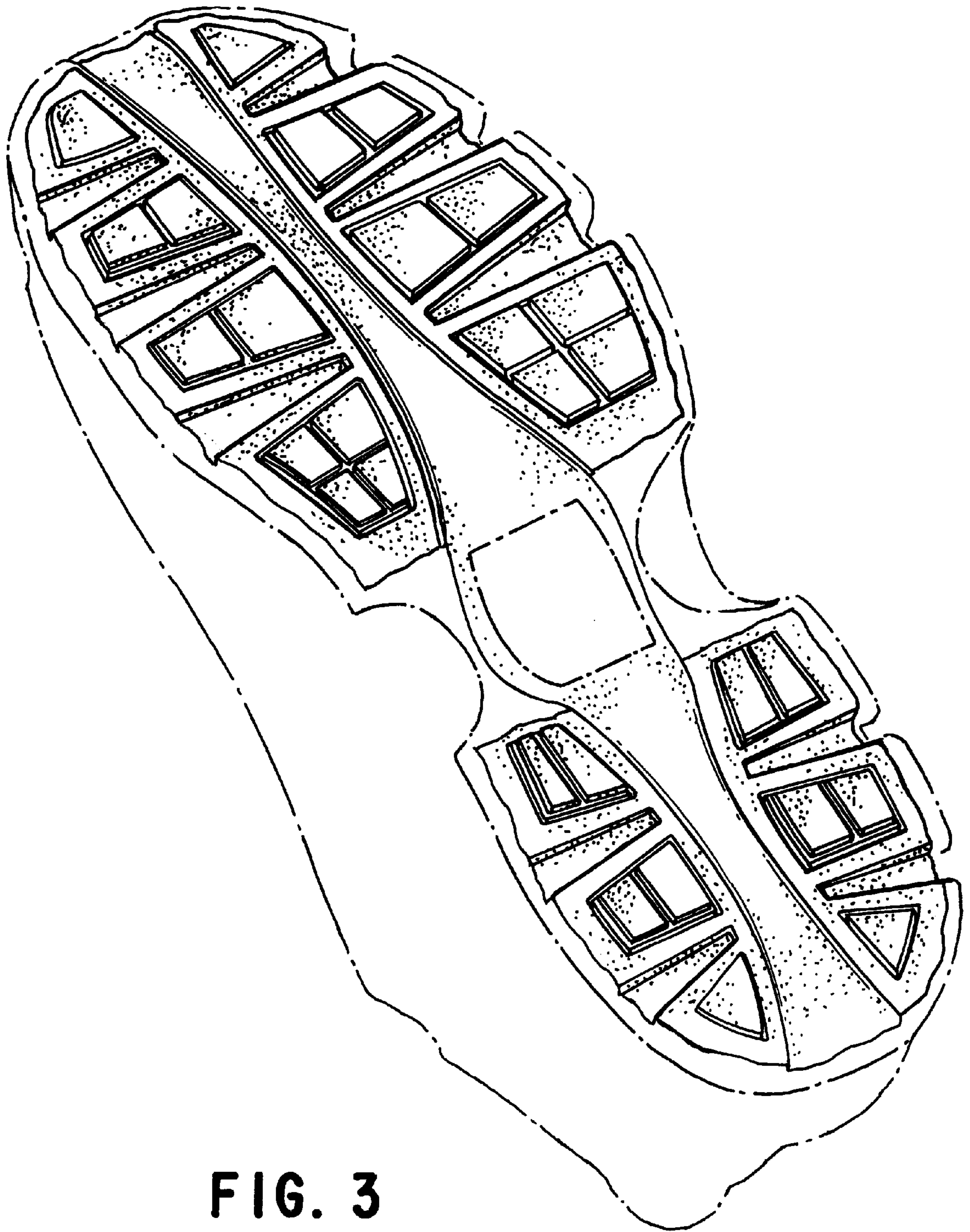


FIG. 3