



US00D432766S

United States Patent [19]
von Conta

[11] **Patent Number: Des. 432,766**
[45] **Date of Patent: ** Oct. 31, 2000**

[54] **SHOE SOLE**
[75] Inventor: **Peter von Conta**, Newton, Mass.
[73] Assignee: **The Rockport Company, Inc.**,
Marlborough, Mass.
[**] Term: **14 Years**
[21] Appl. No.: **29/092,311**
[22] Filed: **Aug. 17, 1998**

D. 368,795 4/1996 Tanaka et al. .
D. 378,318 3/1997 James D2/953
D. 389,992 2/1998 Rask .
D. 395,742 7/1998 Wurfbain et al. .
D. 398,143 9/1998 Meyer .
D. 399,342 10/1998 Carlson .
D. 401,040 11/1998 Schneider D2/951
D. 401,045 11/1998 Greenberg D2/960
D. 404,544 1/1999 Tzenos et al. D2/909
D. 404,899 2/1999 von Conta D2/957
D. 412,777 8/1999 Norton et al. D2/947
5,713,140 2/1998 Baggenstoss 36/28

Related U.S. Application Data

[62] Division of application No. 29/081,861, Jan. 9, 1998, Pat. No. Des. 404,899, which is a division of application No. 29/072,541, Jun. 18, 1997, Pat. No. Des. 395,347, which is a division of application No. 29/051,474, Mar. 11, 1996, Pat. No. Des. 380,594.
[51] **LOC (7) Cl.** **02-04**
[52] **U.S. Cl.** **D2/957; D2/951; D2/952**
[58] **Field of Search** D2/760, 902, 904, D2/908, 909, 911, 914, 916, 920, 946-948, 951-962, 964, 972, 977; 36/22 R, 24.5, 25 A, 25 R, 28, 29, 32 R, 43, 59 C, 59 R, 102, 103, 129, 134, 149

References Cited

U.S. PATENT DOCUMENTS

D. 145,944 11/1946 Knisely D2/909
D. 281,286 11/1985 Mangini et al. .
D. 294,423 3/1988 Zuidema et al. D2/954
D. 296,724 7/1988 Peterson .
D. 320,690 10/1991 Lucas .
D. 322,154 12/1991 Trueman .
D. 348,146 6/1994 Nakano D2/957
D. 364,265 11/1995 Murray D2/951
D. 365,921 1/1996 von Conta et al. .

OTHER PUBLICATIONS

The Bolten Shoe and The Blaze Shoe, Reebok Fall 1992 Catalog.
Brooks Beast '97, Road Runner Sports, Holiday 1996 Catalog, p. 57.

Primary Examiner—Celia Murphy
Attorney, Agent, or Firm—Sterne, Kessler, Goldstein & Fox P.L.L.C.

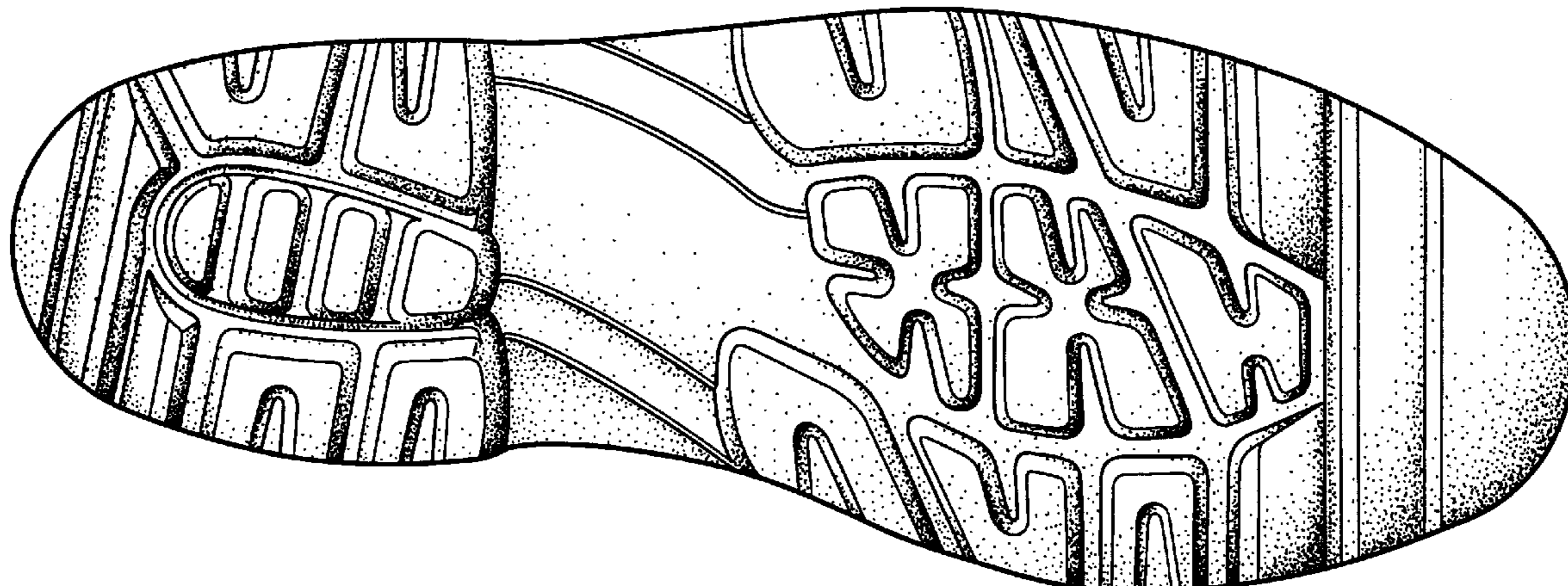
CLAIM

[57] The ornamental design for a shoe sole, as shown and described.

DESCRIPTION

FIG. 1 is a bottom plan view of a shoe sole showing my new design;
FIG. 2 is a left side elevational view thereof;
FIG. 3 is a right side elevational view thereof;
FIG. 4 is a front elevational view thereof; and,
FIG. 5 is a rear elevational view thereof.
The broken line showing of a shoe upper in the Figures is environmental only and forms no part of the claimed design.

1 Claim, 2 Drawing Sheets



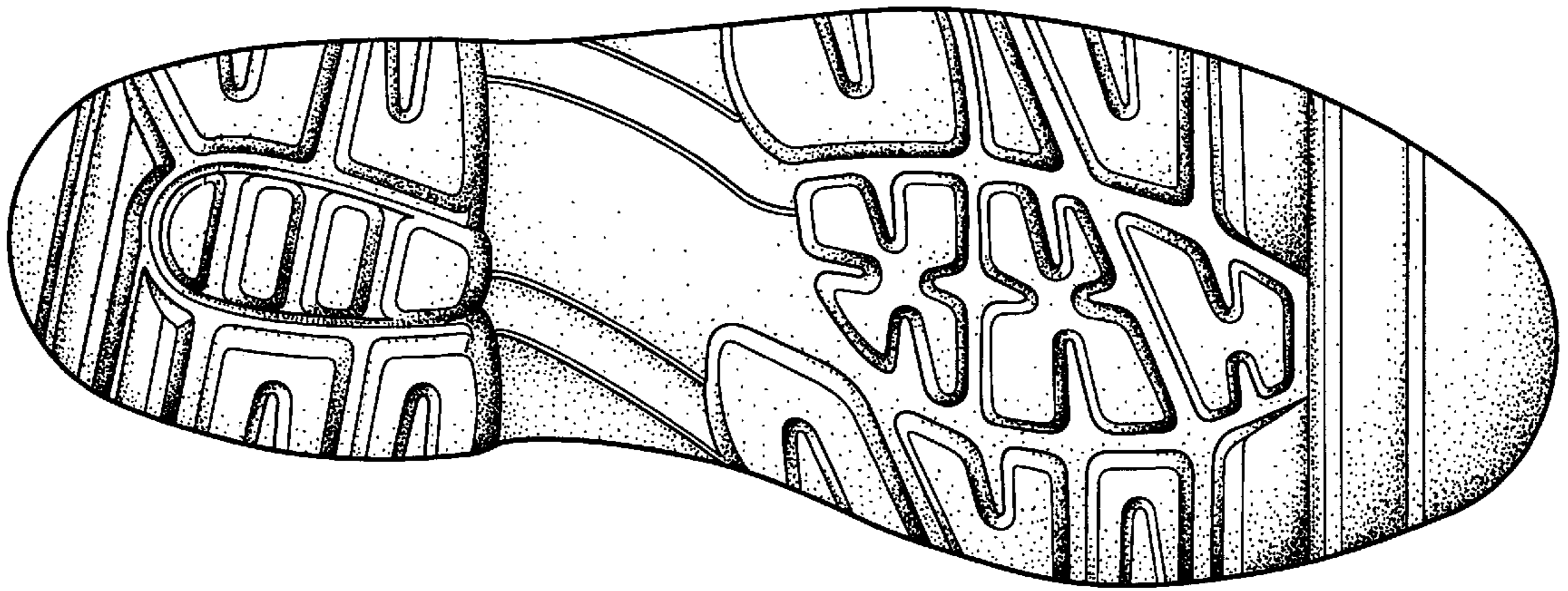


FIG. 1




FIG. 2




FIG. 3

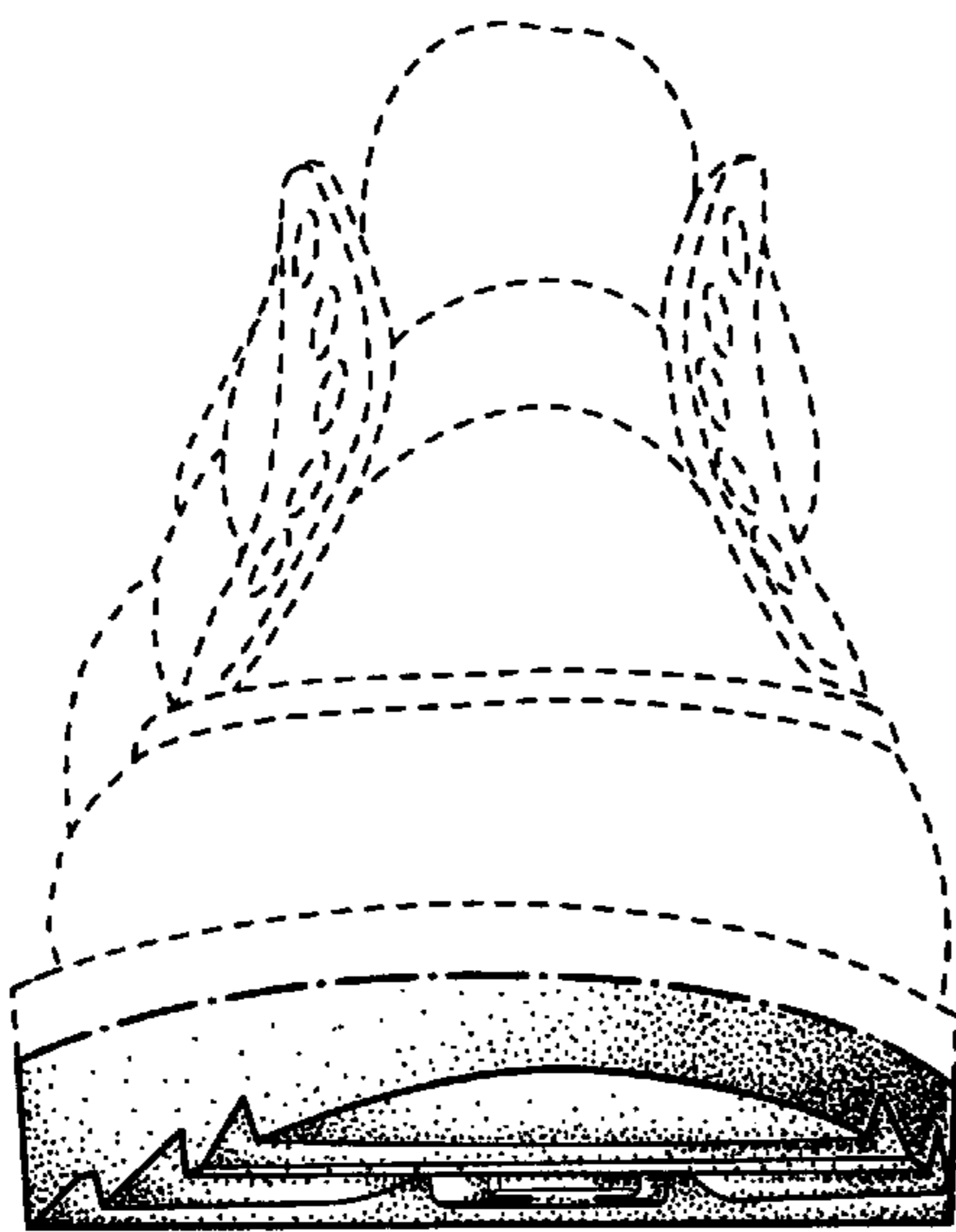


FIG. 4

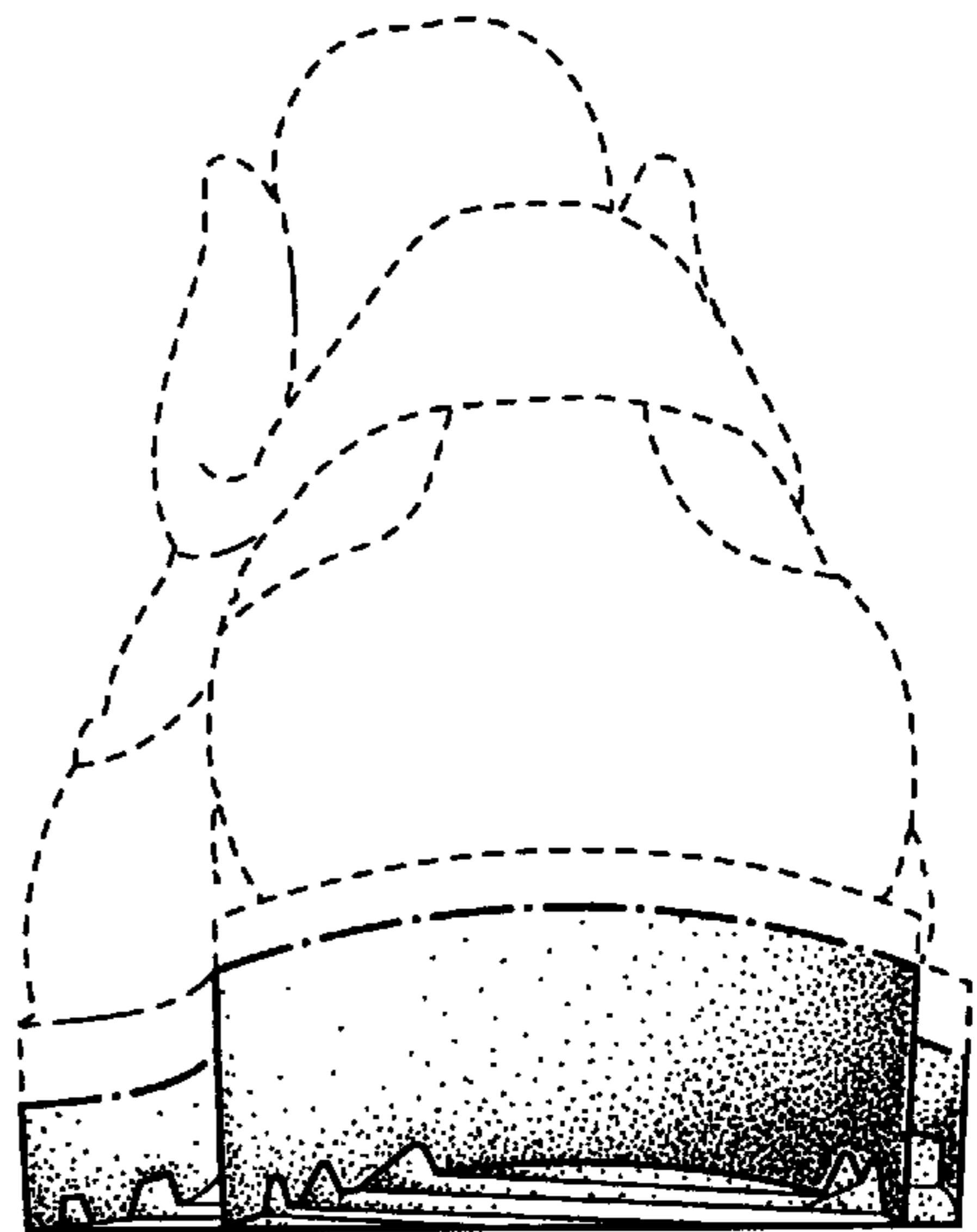


FIG. 5