



US00D432760S

**United States Patent** [19]  
**Brachfeld**

[11] **Patent Number: Des. 432,760**

[45] **Date of Patent: \*\* Oct. 31, 2000**

[54] **RING CONNECTED ANKLE TO TOE OR WRIST TO FINGER BRACELET**

[76] Inventor: **Susan H. Brachfeld**, 3514 Three Springs Dr., Westlake Village, Calif. 91361

[\*\*] Term: **14 Years**

[21] Appl. No.: **29/114,350**

[22] Filed: **Nov. 22, 1999**

[51] **LOC (7) Cl.** ..... **11-01**

[52] **U.S. Cl.** ..... **D2/896**

[58] **Field of Search** ..... D11/1-6, 13, 15, D11/18, 93; D2/896; 63/3.1, 1.18, 15.9; 36/1

[56] **References Cited**

**U.S. PATENT DOCUMENTS**

D. 67,909	7/1925	Staub	.....	D11/2
D. 145,318	7/1946	Lowenst	.....	D11/2
D. 150,248	7/1948	Orsatti	.....	D11/2
D. 192,315	3/1962	Moore	.....	D2/886
D. 234,928	4/1975	Tunnel	.....	D2/896
D. 253,437	11/1979	Jensen	.....	D2/898

D. 253,917	1/1980	Wilkinson	.....	D2/896
D. 300,881	5/1989	Dickenson	.....	D2/896
1,628,278	5/1927	Scheuer	.....	63/3.1
3,656,244	4/1972	Andrade	.....	36/1
5,386,710	2/1995	Moore	.....	63/3

*Primary Examiner*—Ralf Seifert  
*Attorney, Agent, or Firm*—David O'Reilly


[57] **CLAIM**

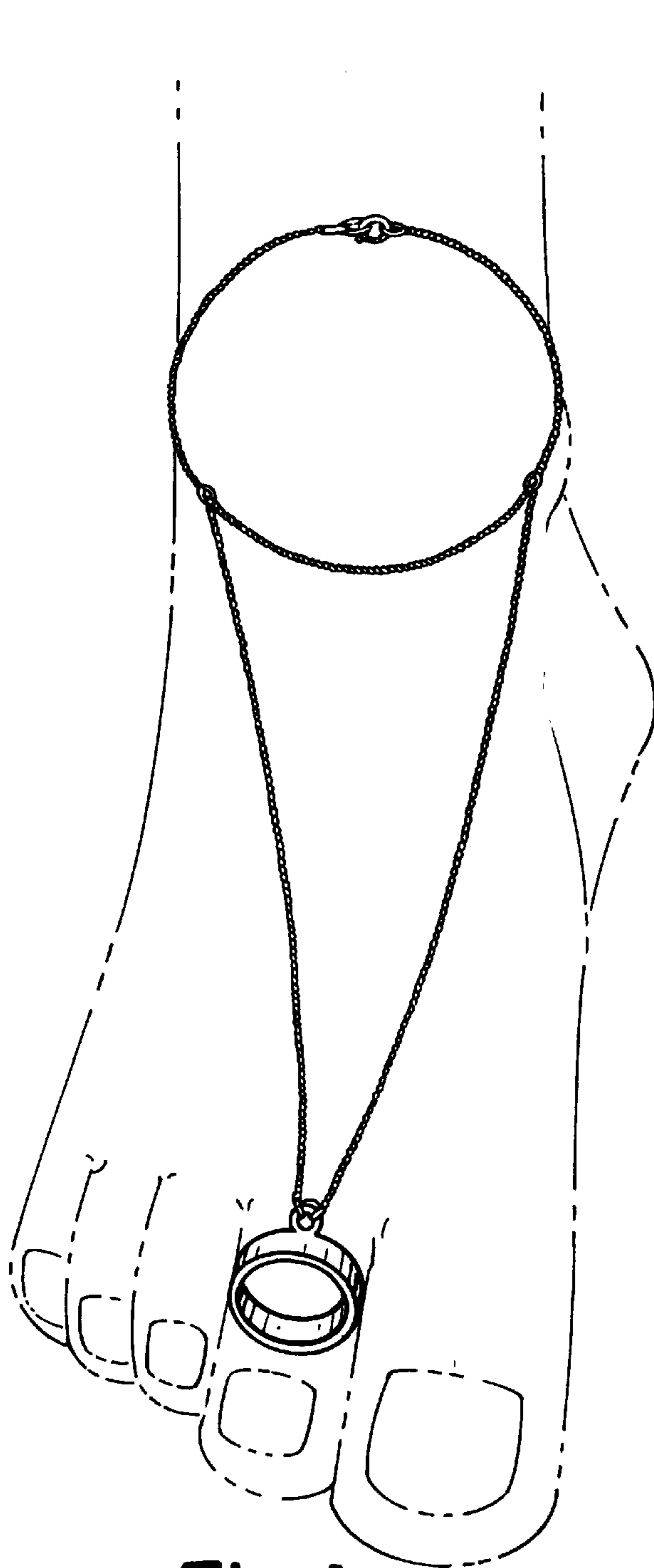
The ornamental design for a ring connected ankle to toe or wrist to finger bracelet, substantially as shown and described.

**DESCRIPTION**

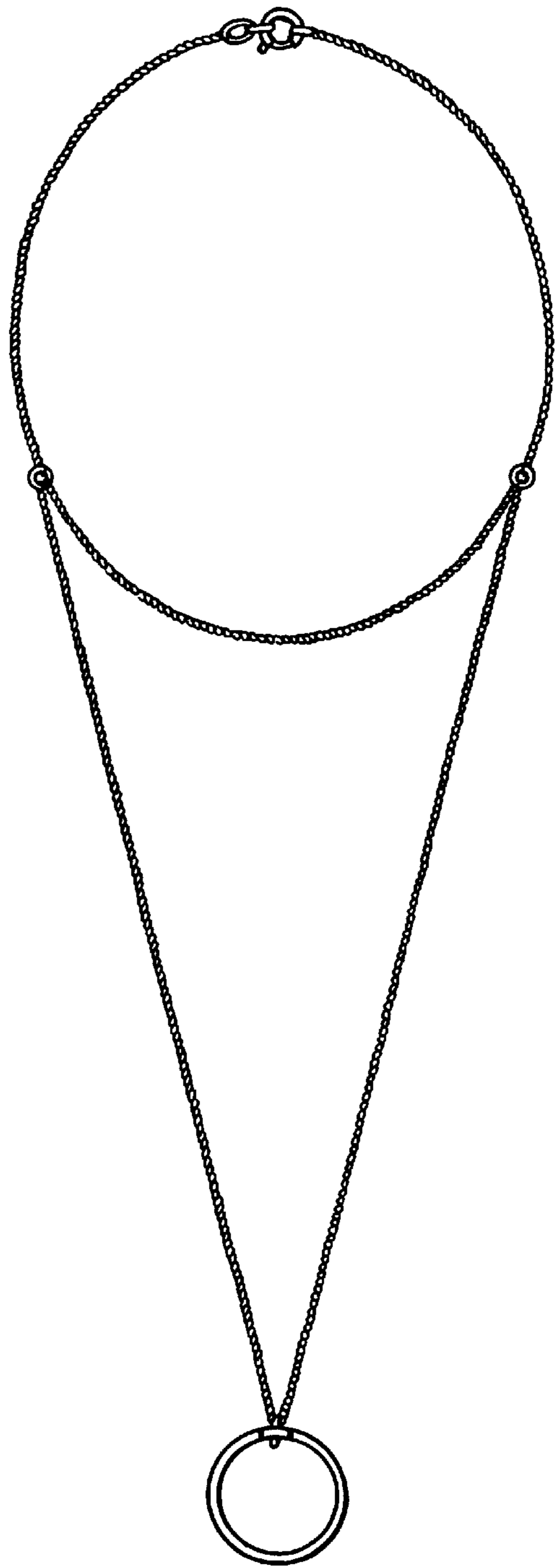
FIG. 1 is a perspective view of a ring connected ankle to toe or wrist to finger bracelet according to the invention; FIG. 2 is a front elevational view thereof; FIG. 3 is a left side view thereof, the right side view being identical; FIG. 4 is a rear elevational view thereof; FIG. 5 is a bottom plan view thereof; and, FIG. 6 is a top plan view thereof. It being understood that the broken lines are for illustrative purposes only.

**1 Claim, 2 Drawing Sheets**






*Fig. 1.*



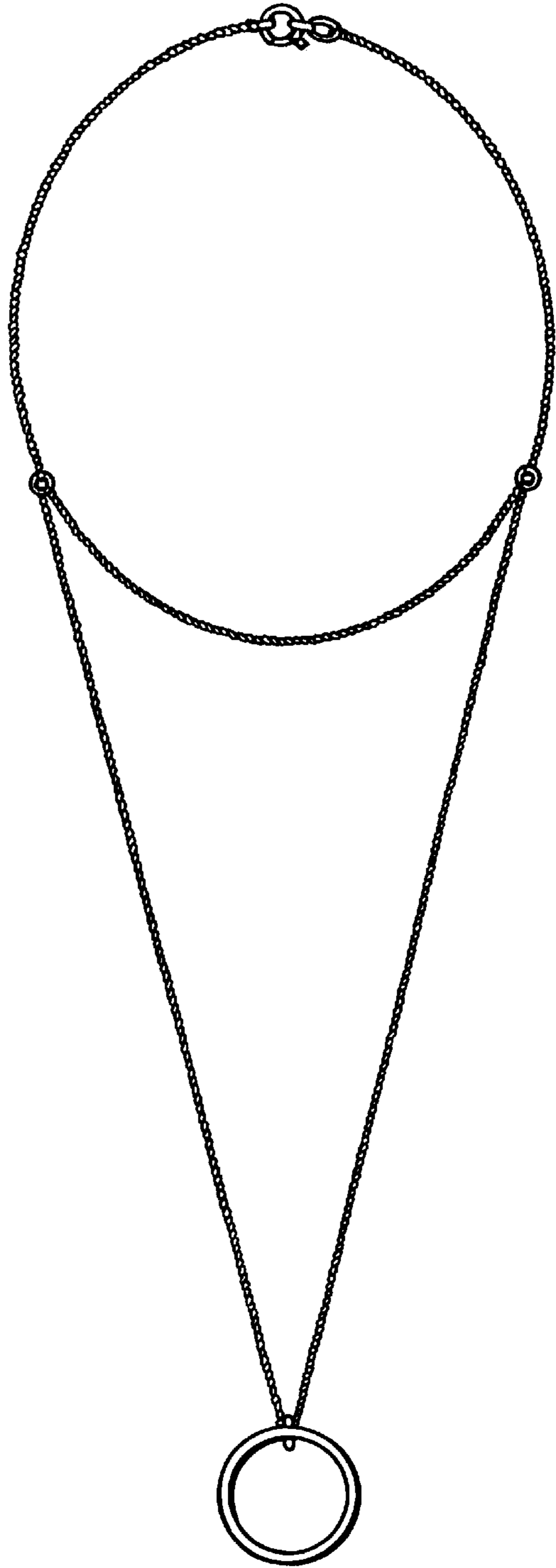
*Fig. 2.*



*Fig. 6.*



*Fig. 3.*



*Fig. 4.*



*Fig. 5.*