



US00D432752S

# United States Patent [19]

Andujar et al.

[11] Patent Number: Des. 432,752

[45] Date of Patent: \*\* Oct. 24, 2000

[54] BASKET

[75] Inventors: **Mina Andujar**, Springfield; **Richard Kromer**, Morton Grove, both of Ill.

[73] Assignee: **Design Ideas, Ltd.**, Springfield, Ill.

[\*\*] Term: **14 Years**

[21] Appl. No.: **29/113,030**

[22] Filed: **Oct. 28, 1999**

[51] LOC (7) Cl. .... **12-02**

[52] U.S. Cl. .... **D34/19; D34/17**

[58] Field of Search ..... D34/12-27; D6/513, D6/566, 436; 220/504, 511, 513; 280/79.3, 79.11

[56] **References Cited**

**U.S. PATENT DOCUMENTS**

Re. 16,431	9/1926	Kratzer .	
D. 152,141	12/1948	Crawford et al. .	
D. 194,513	2/1963	Sparling .	
D. 212,074	8/1968	Woodruff .	
D. 349,383	8/1994	McCaffrey .....	D34/19
D. 362,102	9/1995	Campbell et al. ....	D34/19
D. 383,283	9/1997	Hankins, III .	
D. 393,766	4/1998	Mazzola et al. .	
D. 407,578	4/1999	Crinion .....	D6/436
D. 423,171	4/2000	Alcala et al. ....	D34/19
1,098,053	5/1914	Porter .	
2,502,781	4/1950	Erickson .	
2,658,444	11/1953	Wheeler .	
2,706,064	4/1955	Vitols .	
2,721,671	10/1955	Averill .	
2,993,615	7/1961	Bruce .	

3,250,430	5/1966	Cella .
3,935,958	2/1976	Frangos .
4,339,048	7/1982	McMillen et al. .
5,305,686	4/1994	Svensson .

**OTHER PUBLICATIONS**

Design Ideas Catalogue, item 4340A, p. 29, issued 1995.  
Design Ideas Catalogue, items A—C, pp. 60–61, issued 1998.

*Primary Examiner*—Kay H. Chin  
*Attorney, Agent, or Firm*—SAIDMAN DesignLaw Group

[57] **CLAIM**

The ornamental design for a basket, as shown and described.

**DESCRIPTION**

FIG. 1 is a perspective view of a basket showing our new design;  
 FIG. 2 is a front view thereof;  
 FIG. 3 is a rear view thereof;  
 FIG. 4 is a right side view thereof, the left side view being a mirror image;  
 FIG. 5 is a top view thereof;  
 FIG. 6 is a bottom view thereof;  
 FIG. 7 is a perspective view of a second embodiment of our new design;  
 FIG. 8 is a front view thereof;  
 FIG. 9 is a rear view thereof;  
 FIG. 10 is a right side view thereof, the left side view being a mirror image;  
 FIG. 11 is a top view thereof; and,  
 FIG. 12 is a bottom view thereof.

**1 Claim, 9 Drawing Sheets**






FIG. 1




FIG. 2




FIG. 3





FIG. 4



**FIG. 5**




FIG. 6




FIG. 7




FIG. 8






FIG. 9




FIG. 10




FIG. 11




FIG. 12