

US00D432743S

# United States Patent [19] Santiago

[11] Patent Number: Des. 432,743

[45] Date of Patent: \*\* Oct. 24, 2000

[54] **HAND-HELD VACUUM CLEANER**

[75] Inventor: **Jose Carlito Santiago**, Grand Rapids, Mich.

[73] Assignee: **Bissell Homecare, Inc.**, Grand Rapids, Mich.

[\*\*] Term: **14 Years**

[21] Appl. No.: **29/102,092**

[22] Filed: **Mar. 17, 1999**

[51] **LOC (7) Cl.** ..... **15-05**

[52] **U.S. Cl.** ..... **D32/18**

[58] **Field of Search** ..... D32/17, 18; 15/344, 15/329, 347

D. 355,058	1/1995	Phelan .	
D. 356,191	3/1995	Phelan .	
D. 357,772	4/1995	Yuen .	
D. 371,649	7/1996	Neshat et al. .	
D. 371,650	7/1996	Dingelstad .	
D. 371,651	7/1996	Bass et al. .	
D. 374,317	10/1996	Bass et al. .	
D. 376,228	12/1996	Bass et al. .	
D. 379,690	6/1997	Howell et al. .	
D. 379,691	6/1997	Moine et al. .	
D. 381,476	7/1997	Hoffman .	
D. 384,781	10/1997	Moine et al. .	
D. 387,516	12/1997	Murray et al. .	
D. 398,425	9/1998	Hudson .	
D. 401,021	11/1998	Stephens et al. .	
D. 404,857	1/1999	Ng .	
D. 421,671	3/2000	Thomas et al. ....	D32/18
4,993,106	2/1991	Hult et al. ....	15/339
5,560,076	10/1996	Leung .....	15/339

[56] **References Cited**

**U.S. PATENT DOCUMENTS**

D. 275,427	9/1984	Kishi et al. ....	D32/18
279,513	7/1985	Rinaldi .	
280,452	9/1985	Arita .	
283,064	3/1986	Thomas et al. .	
284,797	7/1986	Fujii et al. .	
287,893	1/1987	Fujii et al. .	
300,379	3/1989	Yamamoto et al. .	
301,645	6/1989	Nishikawa .	
301,646	6/1989	Yamamoto et al. .	
302,057	7/1989	Fujii et al. .	
302,876	8/1989	Ikeda et al. .	
303,025	8/1989	Yamamoto et al. .	
D. 304,871	11/1989	Yuen .	
D. 305,167	12/1989	Case et al. .	
D. 306,505	3/1990	Bradd .	
D. 309,202	7/1990	Yuen .	
D. 320,099	9/1991	Case et al. .	
D. 326,169	5/1992	Stützer et al. .	
D. 352,807	11/1994	Sanderud .	

*Primary Examiner*—Ruth McInroy  
*Attorney, Agent, or Firm*—Rader, Fishman, Grauer & McGarry, an Office of Rader, Fishman & Grauer, PLLC

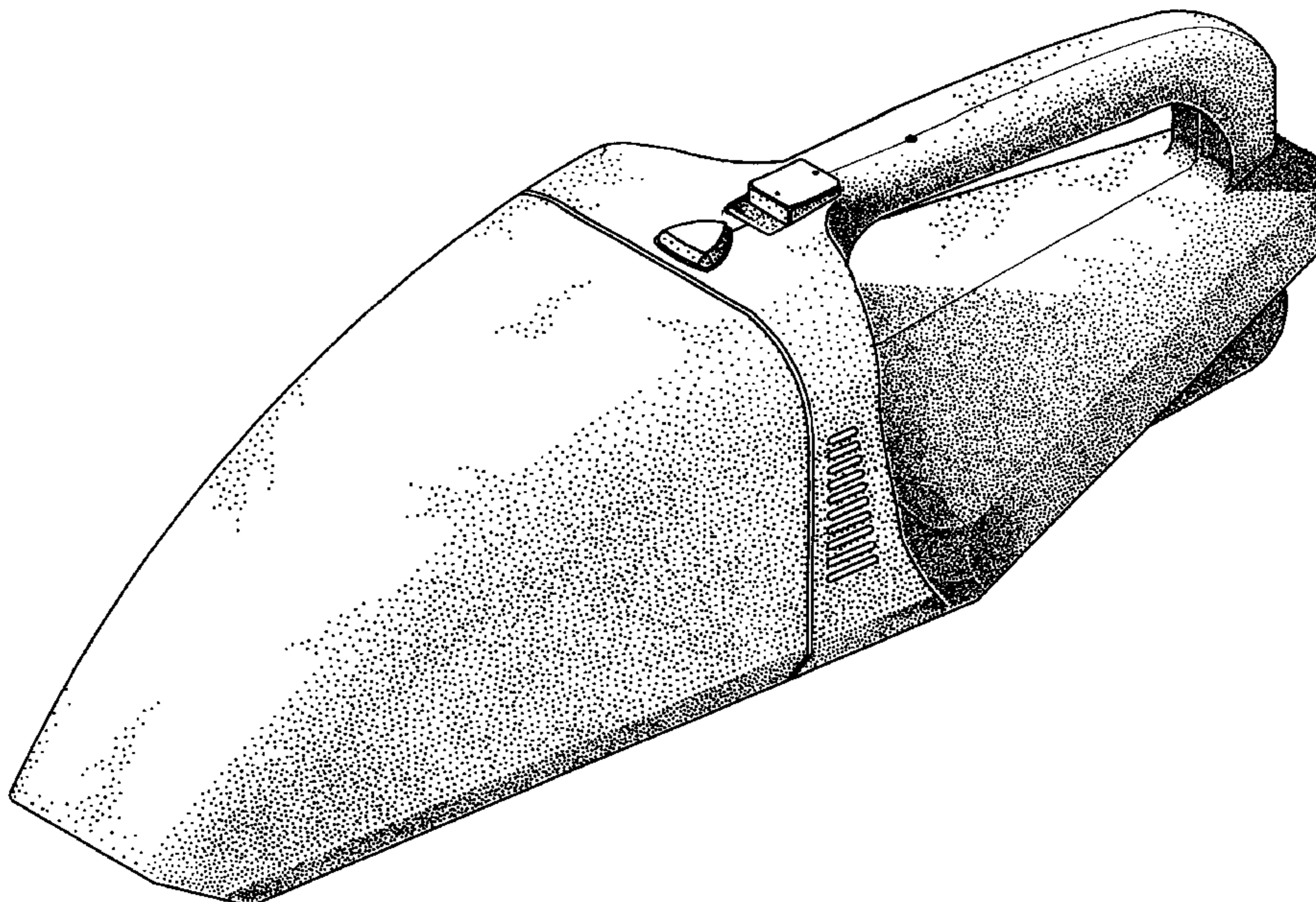
[57] **CLAIM**

The ornamental design for a hand-held vacuum cleaner, as shown and described.

**DESCRIPTION**

FIG. 1 is a perspective view of a hand-held vacuum cleaner showing my new design;  
FIG. 2 is a right side view thereof;  
FIG. 3 is a left side view thereof;  
FIG. 4 is a top view thereof;  
FIG. 5 is a rear view thereof;  
FIG. 6 is a front view thereof; and,  
FIG. 7 is a bottom view thereof.

**1 Claim, 4 Drawing Sheets**



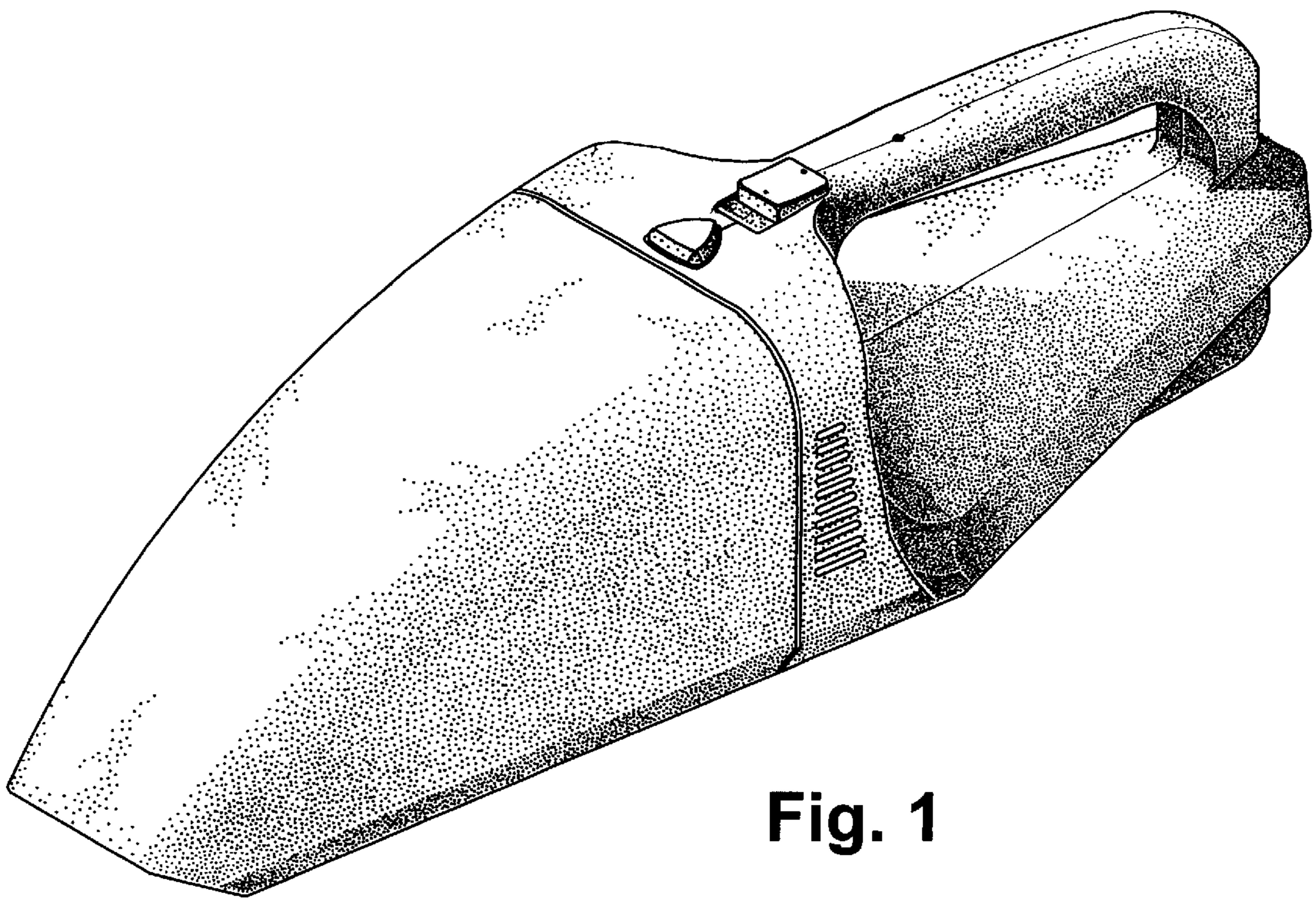
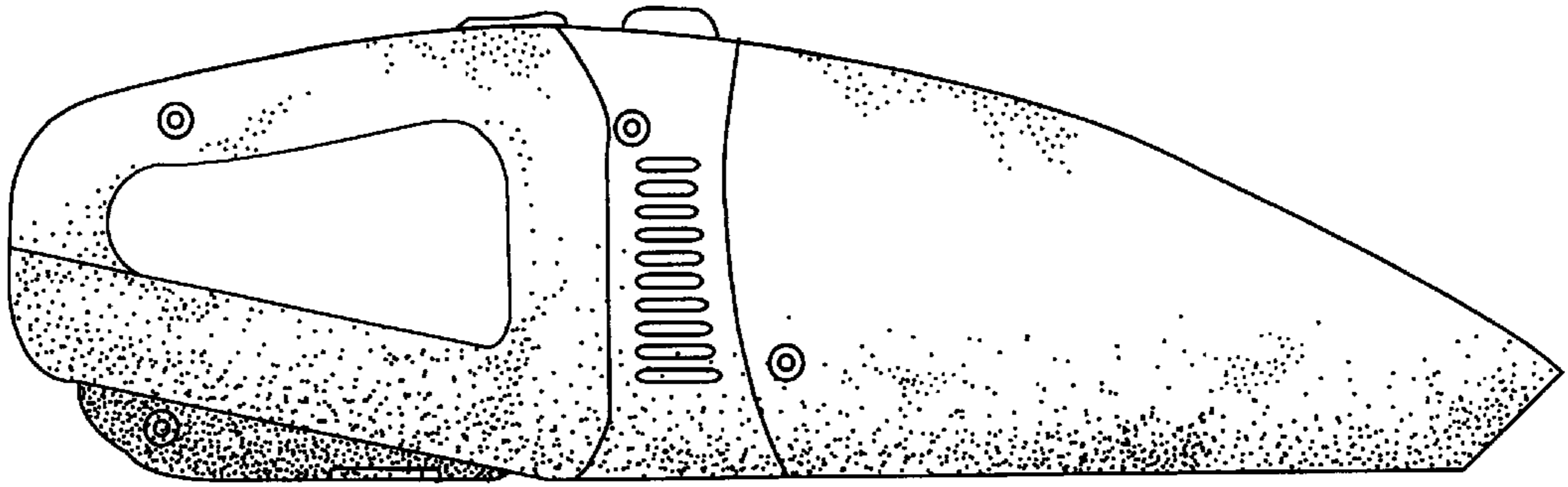
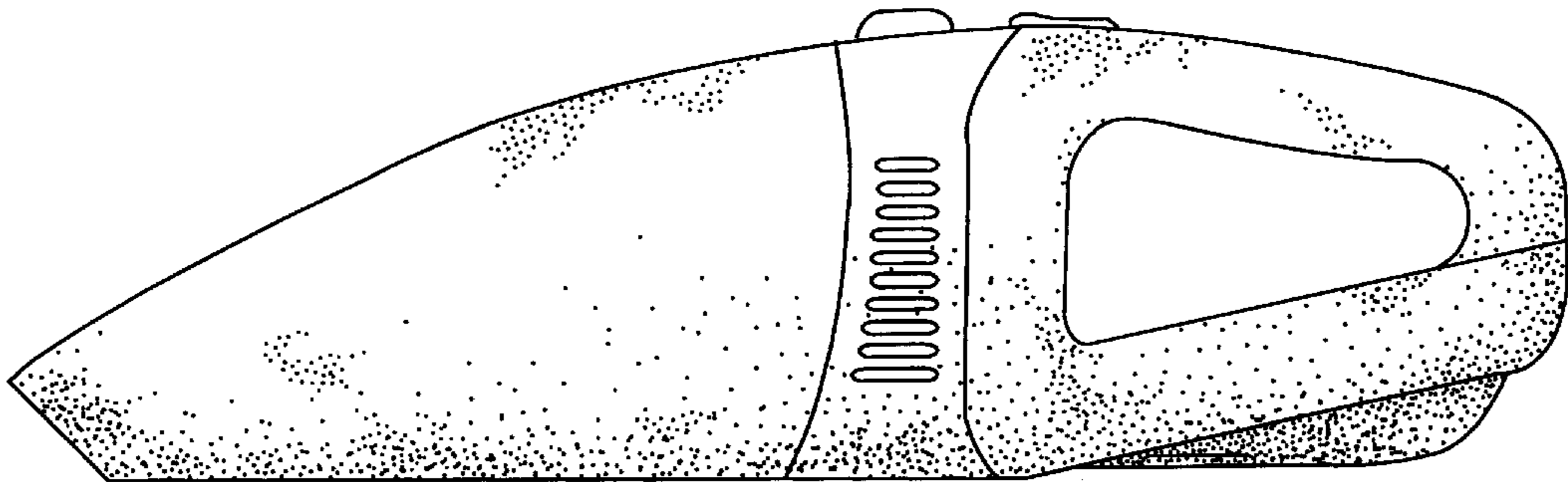


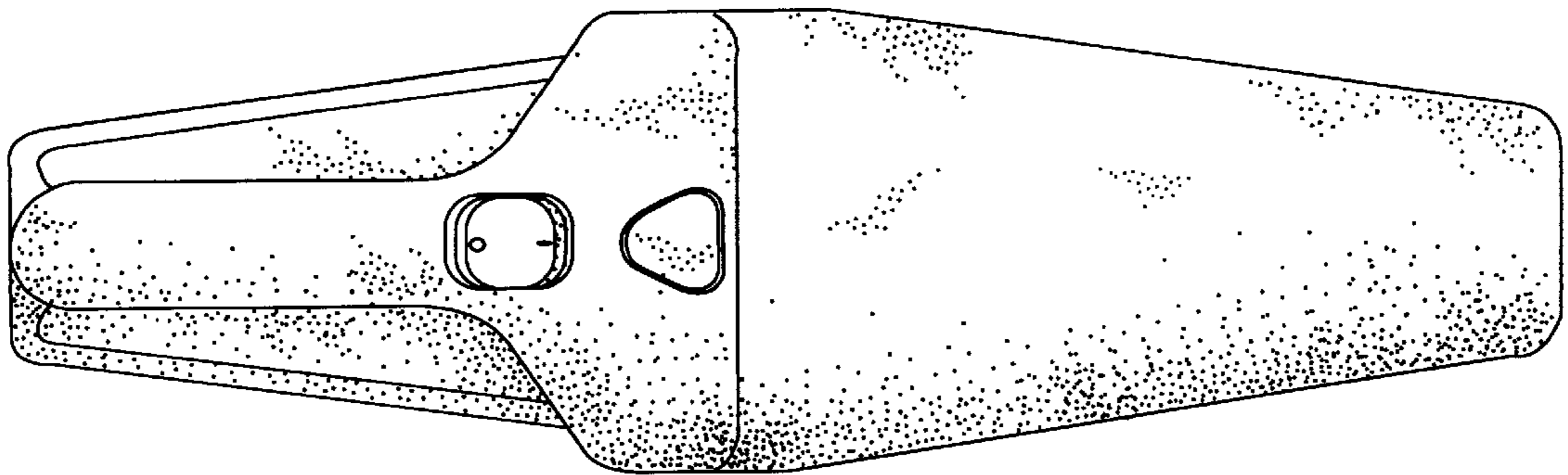
Fig. 1



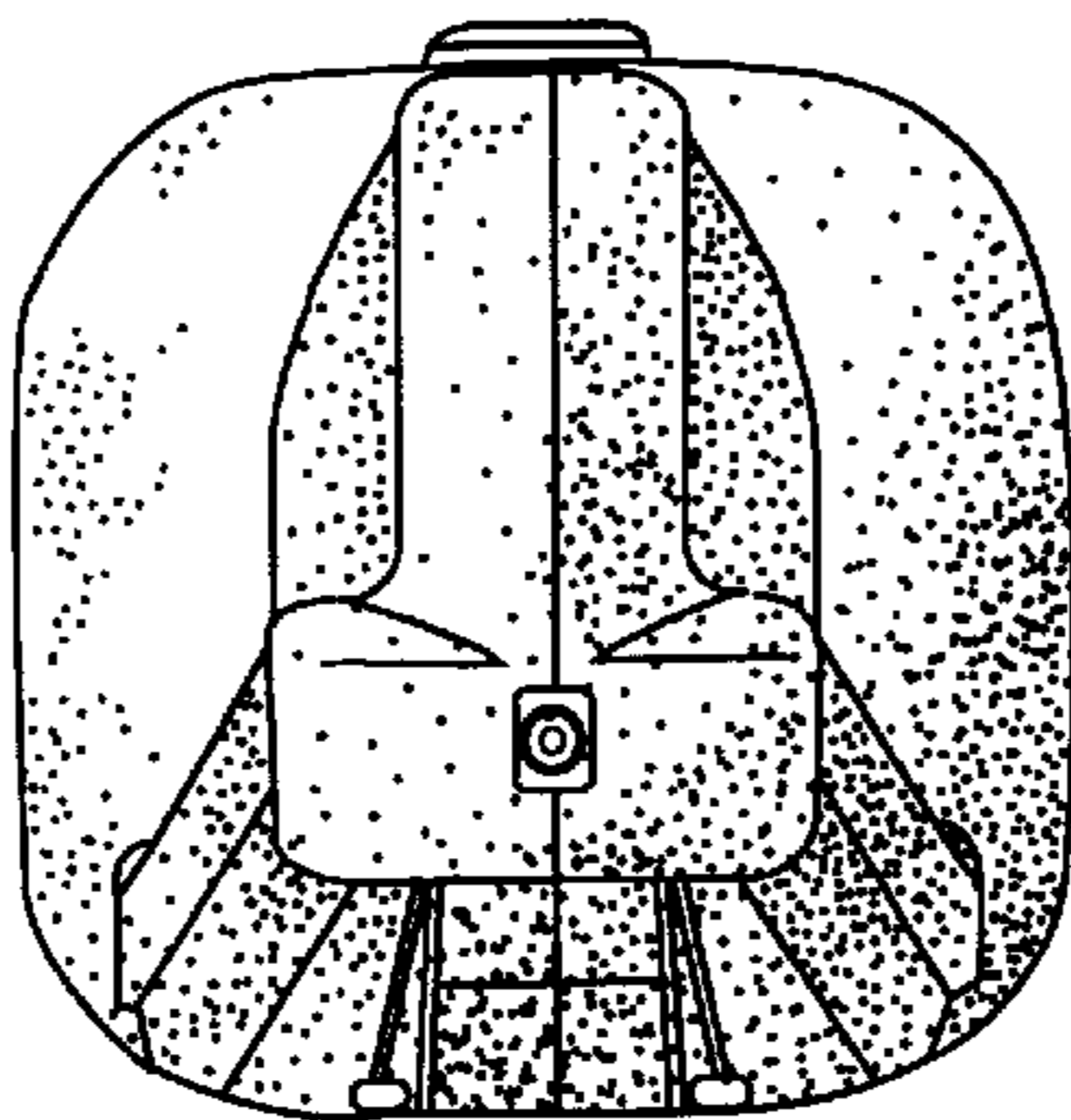
**Fig. 2**



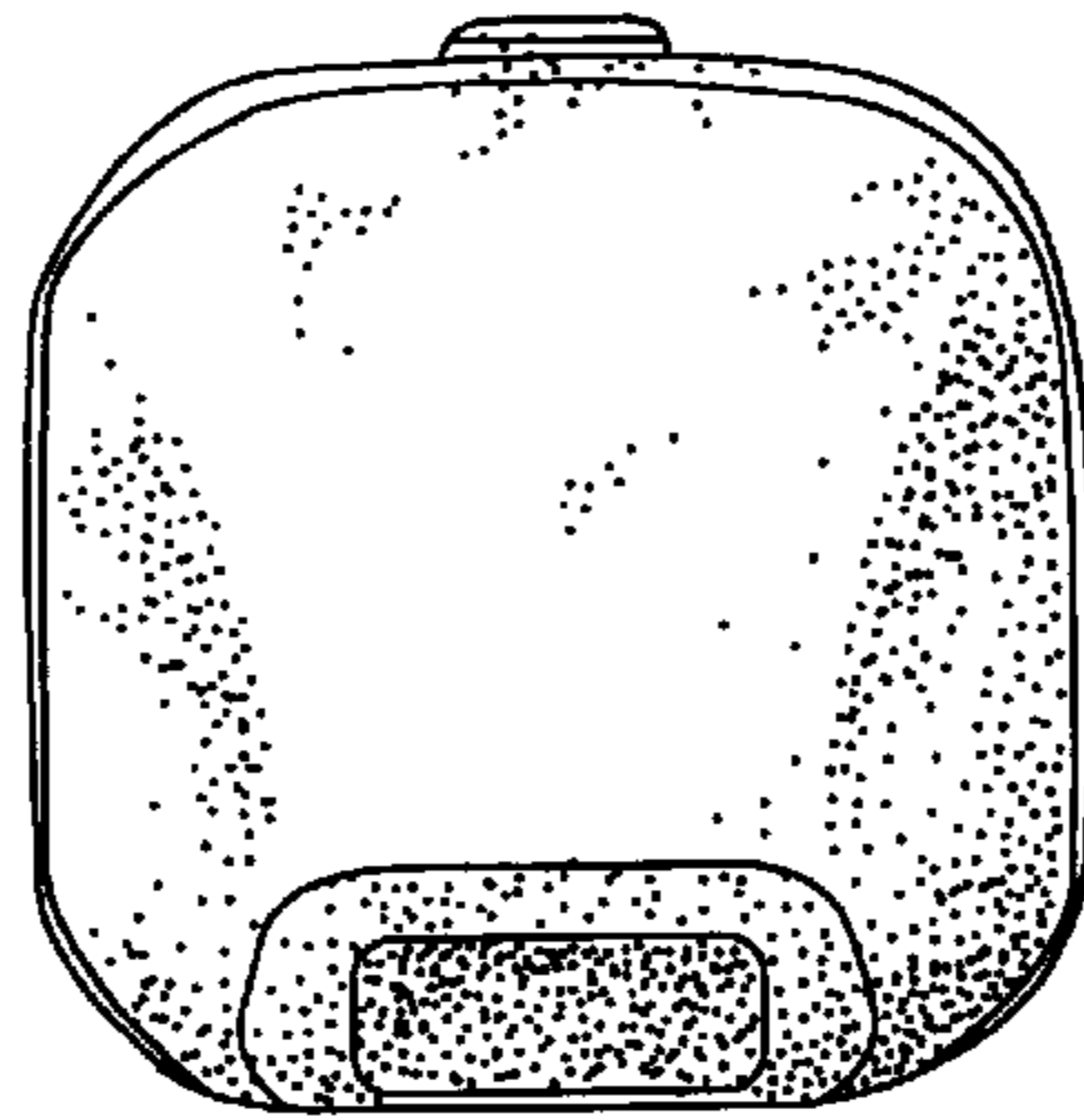
**Fig. 3**



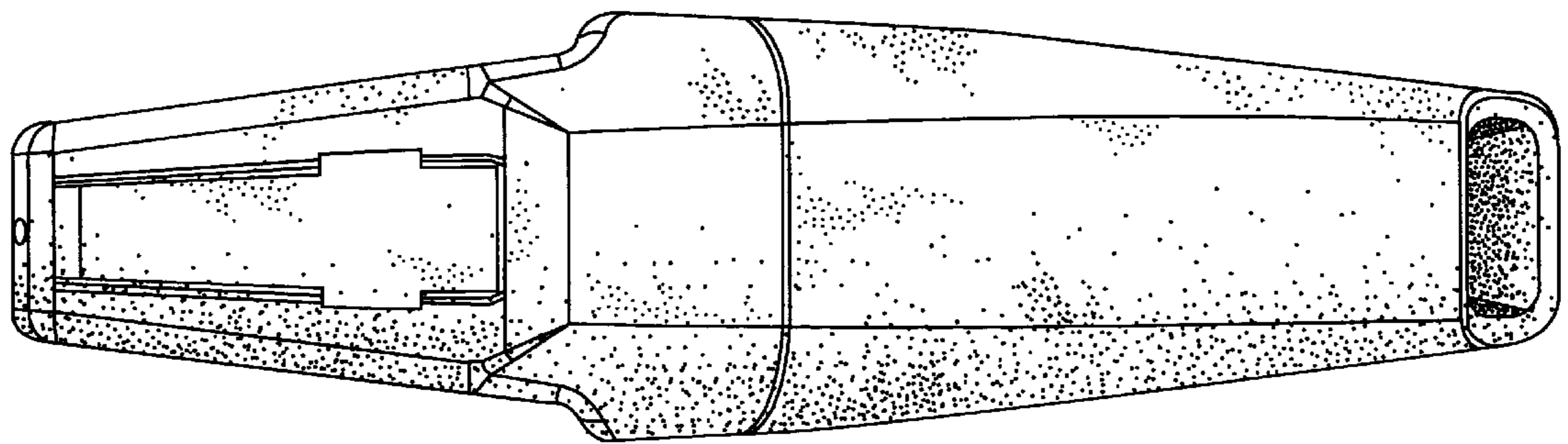
**Fig. 4**



**Fig. 5**



**Fig. 6**



**Fig. 7**