



US00D432730S

# United States Patent [19]

Sartena

[11] Patent Number: Des. 432,730

[45] Date of Patent: \*\* Oct. 24, 2000

[54] HAIR ADORNMENT

[75] Inventor: Stacey Eve Sartena, Great Neck, N.Y.

[73] Assignee: Hair Blast, Inc., Great Neck, N.Y.

[\*\*] Term: 14 Years

[21] Appl. No.: 29/114,262

[22] Filed: Nov. 23, 1999

[51] LOC (7) Cl. .... 28-04

[52] U.S. Cl. .... D28/92

[58] Field of Search ..... D28/25, 28, 39,  
D28/40, 92, 41, 42, 43; 132/273, 274, 275,  
276, 277, 278, 279, 53, 54, 55

### [56] References Cited

#### U.S. PATENT DOCUMENTS

250,967	12/1881	Presser .	
D. 261,181	10/1981	Sands .	
D. 335,390	5/1993	Yim .	
D. 356,398	3/1995	Hafid .	
D. 381,119	7/1997	Chang .	
D. 381,767	7/1997	Chang .	
D. 384,786	10/1997	LaFauci .	
D. 403,109	12/1998	Potut .....	D28/40
D. 410,302	5/1999	Yasuda .....	D28/40
D. 414,583	9/1999	Yasuda .....	D28/40
794,479	4/1905	Austin .	
1,346,718	7/1920	Muller .	
1,526,440	2/1925	Skaruda .	
1,594,741	8/1926	Lewis .	
1,714,358	5/1929	Finkelstein .	
2,620,809	12/1952	Rosen .	
2,651,310	9/1953	Selson .	
2,849,007	8/1958	Behr .	
4,254,783	3/1981	Kim .	
4,998,186	3/1991	Cocca .	
5,441,061	8/1995	Jordan et al. .	
5,501,239	3/1996	Walker .....	132/275
5,549,127	8/1996	Chang .	

5,803,096	9/1998	Lee .
5,873,377	2/1999	Yang .
5,890,498	4/1999	Kawaguchi .

#### FOREIGN PATENT DOCUMENTS

6823	7/1904	Denmark .
421964	10/1910	France .
460804	10/1913	France .
540368	1/1921	France .
126305	6/1921	Switzerland .
135892	12/1929	Switzerland .
362668	8/1962	Switzerland .
23134	10/1897	United Kingdom .

#### OTHER PUBLICATIONS

Hong Kong Enterprise p. 1139 #271, Oct. 1997.  
 Hong Kong Enterprise p. 1121 #B454M, #B457N, Oct. 1997.  
 Henry Margu ,front page , left wig with braids, Feb. 1980.

*Primary Examiner*—Paula A. Mortimer  
*Attorney, Agent, or Firm*—Schweitzer Cornman Gross & Bondell LLP

### [57] CLAIM

The ornamental design for a hair adornment, as shown and described.

#### DESCRIPTION

FIG. 1 is a front perspective view of a hair adornment showing my new design;  
 FIG. 2 is an enlarged, partial end view shown for ease of illustration;  
 FIG. 3 is an enlarged and partial front perspective view thereof.  
 FIG. 4 is an enlarged and partial end view thereof from the opposite end; and,  
 FIG. 5 is an enlarged and partial top and rear perspective view thereof.

1 Claim, 5 Drawing Sheets






FIG. 1





FIG. 2






FIG. 3






FIG. 4






FIG. 5