



US00D432719S

United States Patent [19] Schwartz

[11] **Patent Number: Des. 432,719**

[45] **Date of Patent: ** Oct. 24, 2000**

[54] **SET OF TIPS FOR FINGERNAILS AND TOENAILS**

[76] Inventor: **Laurent Schwartz**, 150 rue du Faubourg Saint Denis, Paris, France, 75010

[**] Term: **14 Years**

[21] Appl. No.: **29/112,464**

[22] Filed: **Oct. 18, 1999**

[51] **LOC (7) Cl. 28-03**

[52] **U.S. Cl. D28/56**

[58] **Field of Search D28/56; 132/73**

[56] **References Cited**

U.S. PATENT DOCUMENTS

D. 372,110	7/1996	Aylott	D28/56
D. 376,224	12/1996	Fojon	D28/56
D. 380,867	7/1997	Agee, II et al.	D28/56
D. 384,440	9/1997	Meyerovich	D28/56
D. 388,544	12/1997	Meyerovich	D28/56

D. 396,130	7/1998	Shilinsky et al.	D28/56
D. 413,183	8/1999	Drake	D28/56
4,007,748	2/1977	Matranga et al.	132/73
4,625,740	12/1986	Roth	132/73
5,070,892	12/1991	Trematerra	132/73
5,450,864	9/1995	LaJoie et al.	132/73

Primary Examiner—Dominic Simone

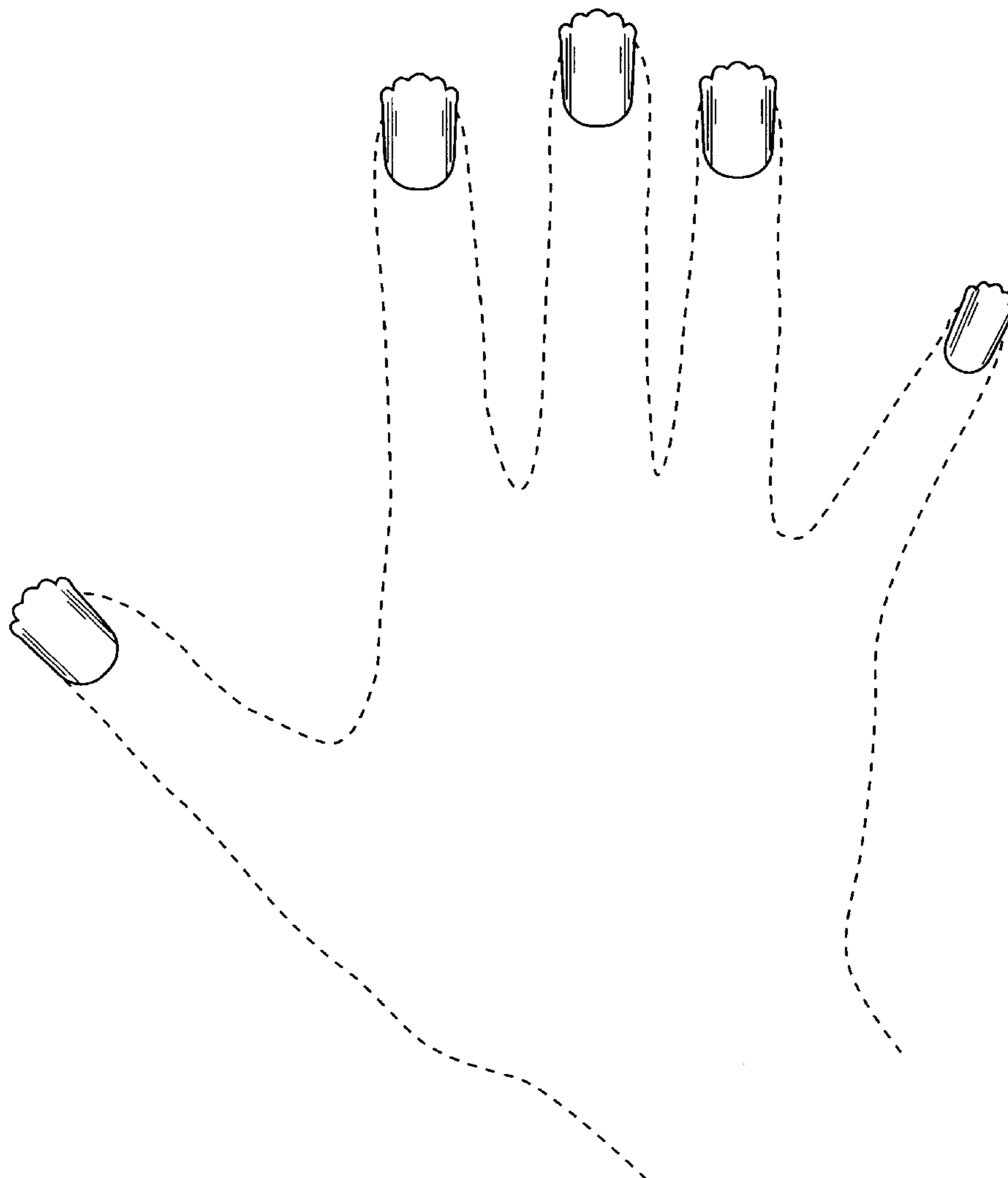
[57] **CLAIM**

The ornamental design for a set of tips for fingernails and toenails, as shown.

DESCRIPTION

FIG. 1 is a top plan view of a set of tips for fingernails and toenails showing my new design, the hand shown in broken lines for clarity of disclosure; FIG. 2 is a top plan view thereof, the foot shown in broken lines for clarity of disclosure; FIG. 3 is a left side view of a nail tip, shown separately for ease of illustration, the right side being a mirror image; and, FIG. 4 is a front elevational view of FIG. 3.

1 Claim, 4 Drawing Sheets



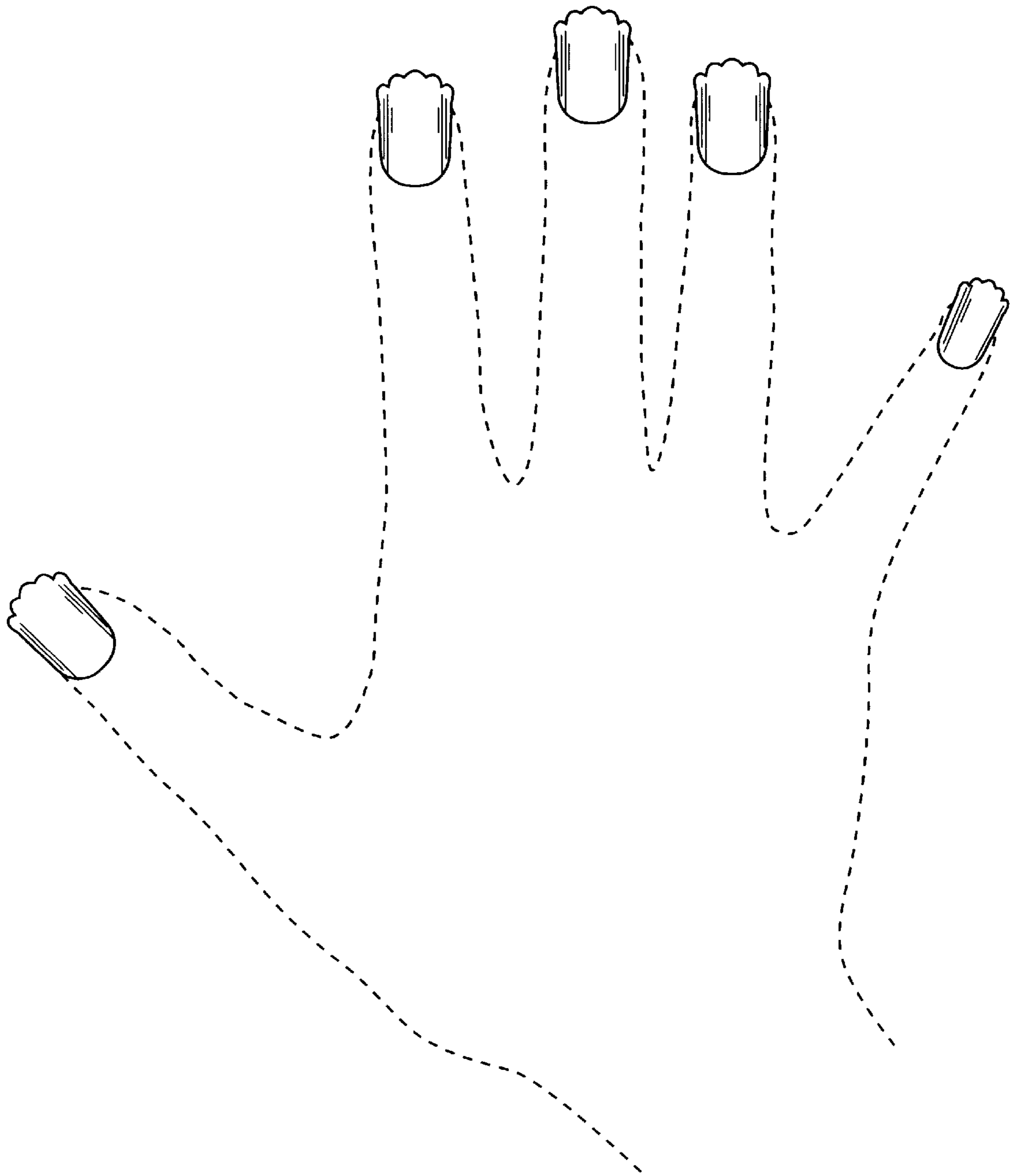


Figure. 1

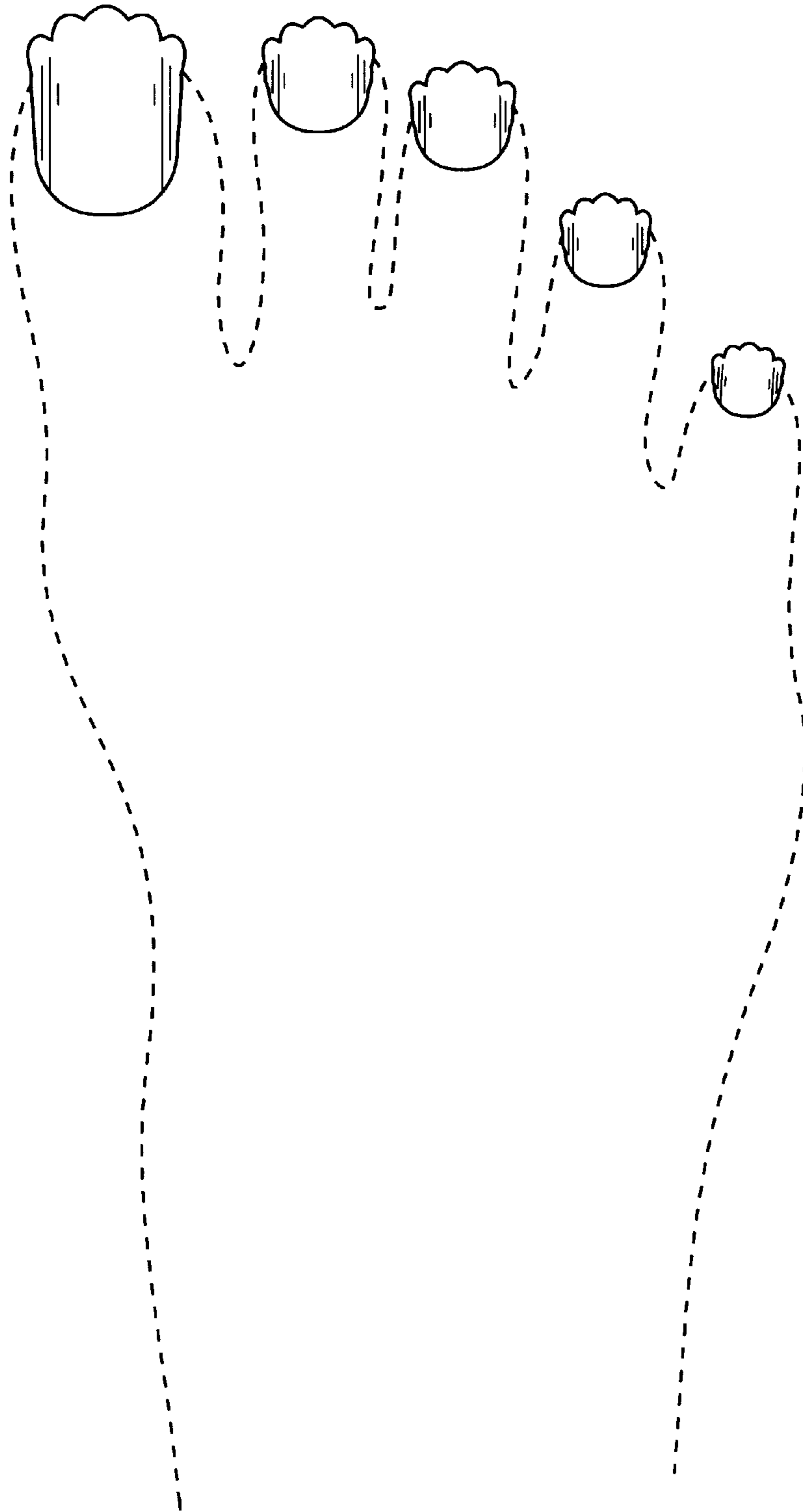


Figure. 2

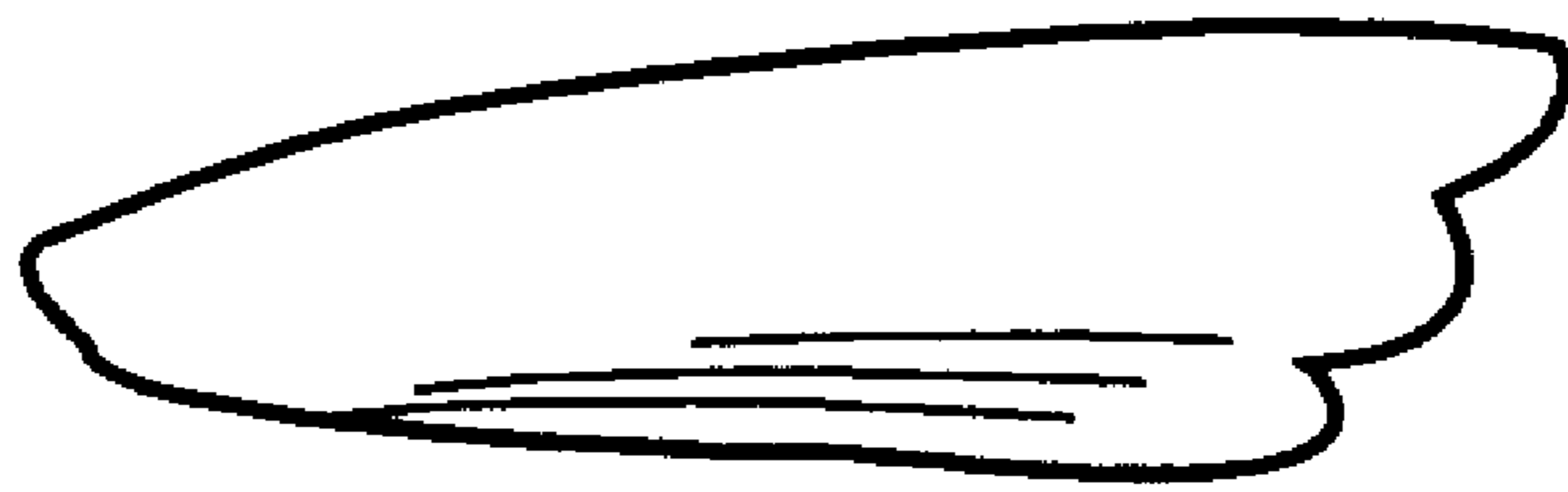


Figure. 3



Figure. 4