

US00D432682S

United States Patent [19]
Ullrich et al.

[11] **Patent Number:** **Des. 432,682**
[45] **Date of Patent:** **** Oct. 24, 2000**

[54] **GOTHIC ARCHED FINIAL**
[75] Inventors: **William G. Ullrich**, Annapolis; **John R. Regal**, Owings Mills; **Kyle E. Grube**, Bel Air; **James W. Scheide**, Timonium, all of Md.
[73] Assignee: **Master-Halco, Inc.**, La Habra, Calif.
[**] Term: **14 Years**
[21] Appl. No.: **29/117,097**
[22] Filed: **Jan. 18, 2000**

Related U.S. Application Data

[62] Division of application No. 29/095,275, Oct. 20, 1998, Pat. No. Des. 242,208.
[51] **LOC (7) Cl.** **25-01**
[52] **U.S. Cl.** **D25/135; D25/35; D25/38; D25/55**
[58] **Field of Search** D25/135, 138, D25/35, 55; 256/1, 11, 19, 22, 65; 52/300

References Cited

U.S. PATENT DOCUMENTS

D. 34,248 3/1901 Reynolds .

D. 183,146 7/1958 Savin D25/135
D. 239,452 4/1976 Russo D25/135
1,414,493 5/1922 Albert .
4,193,583 3/1980 Witt .

Primary Examiner—Doris Clark
Attorney, Agent, or Firm—Knobbe, Martens, Olson & Bear, LLP

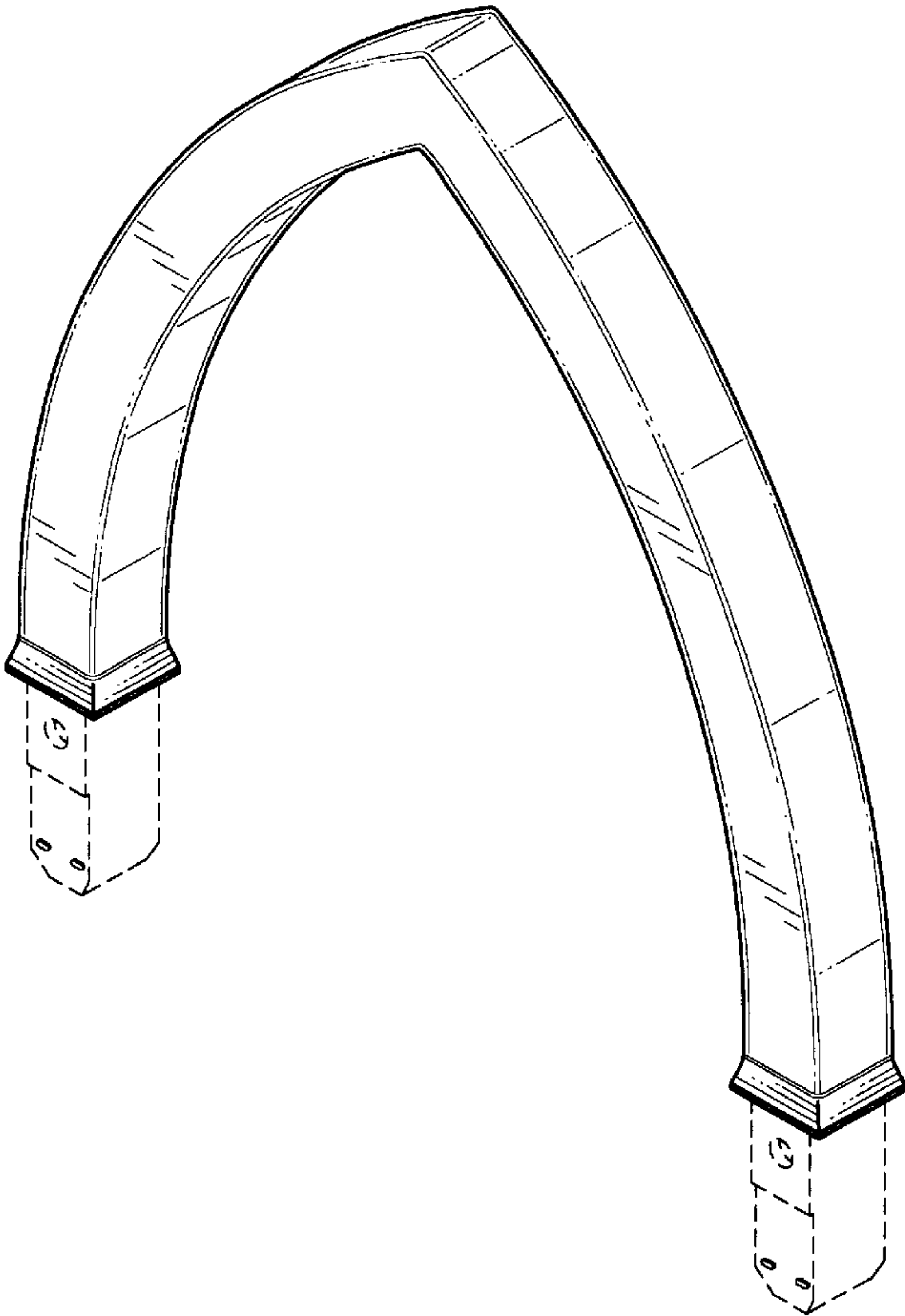
CLAIM

The ornamental design for a gothic arched finial, as shown and described.

DESCRIPTION

FIG. 1 is a perspective view of the gothic arched finial the present invention;
FIG. 2 is a front elevational view of the invention shown in FIG. 1, with the back elevational view being identical;
FIG. 3 is a right side elevational view of the invention shown in FIG. 1, with the left side elevational view being a mirror image thereof;
FIG. 4 is a top plan view of the invention shown in FIG. 1; and,
FIG. 5 is a bottom plan view of the invention shown in FIG. 1.
The broken lines are for illustrative purposes only and form no part of the claimed design.

1 Claim, 2 Drawing Sheets



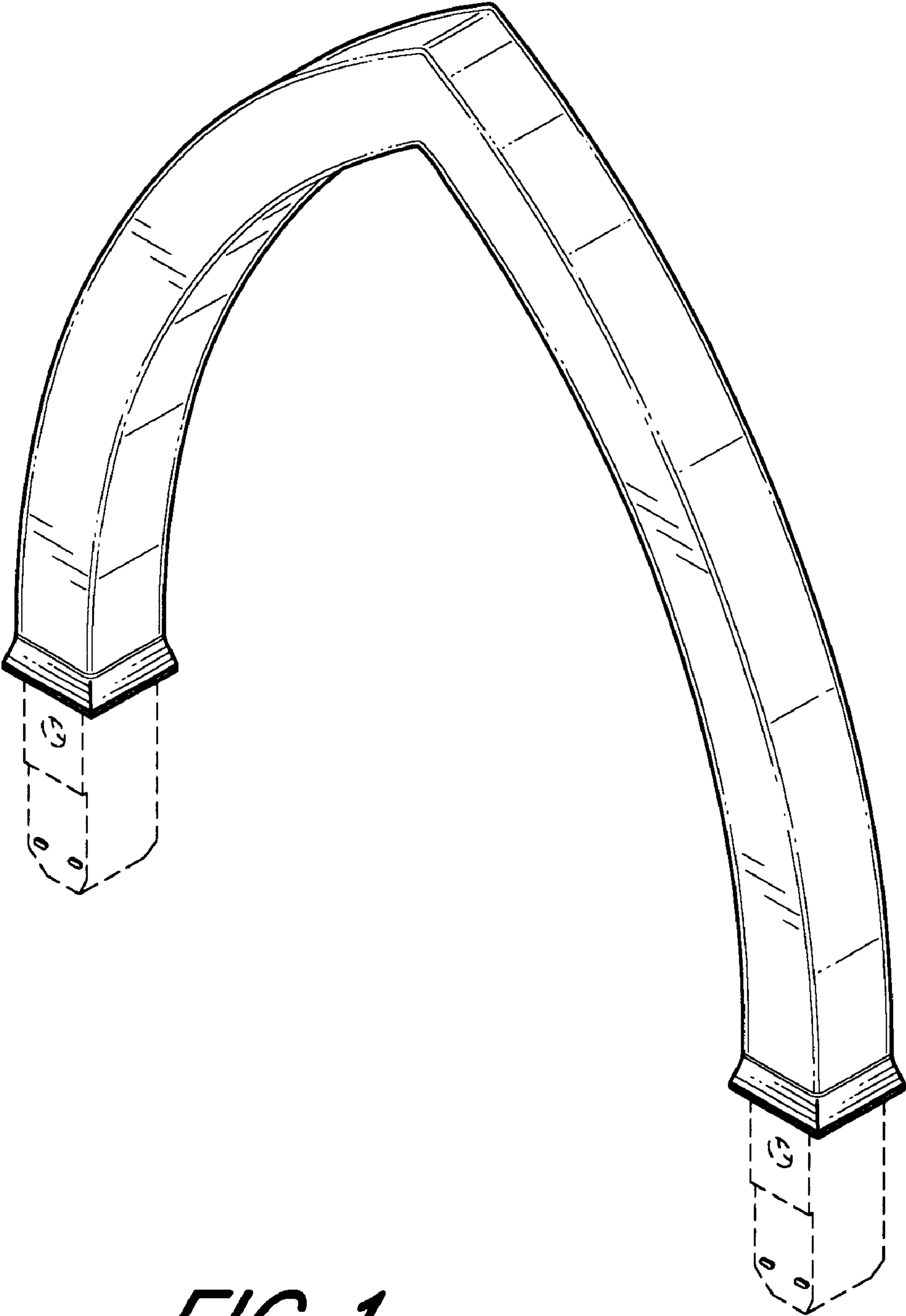


FIG. 1




FIG. 4

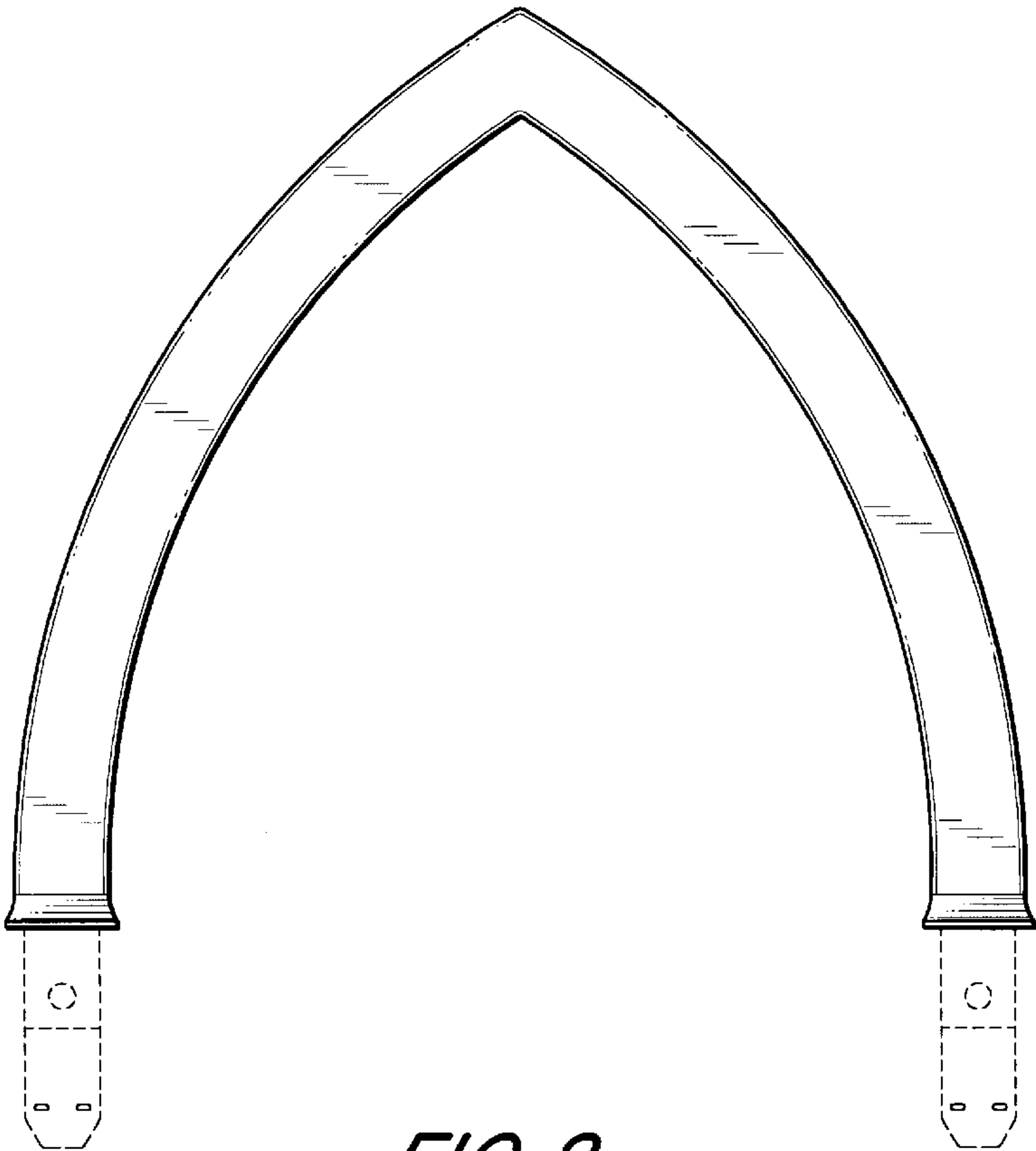


FIG. 2

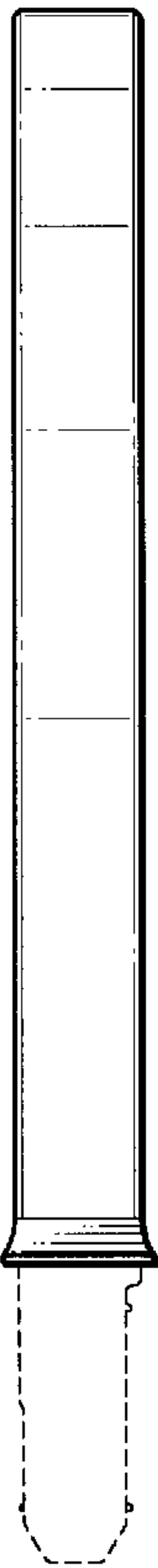


FIG. 3

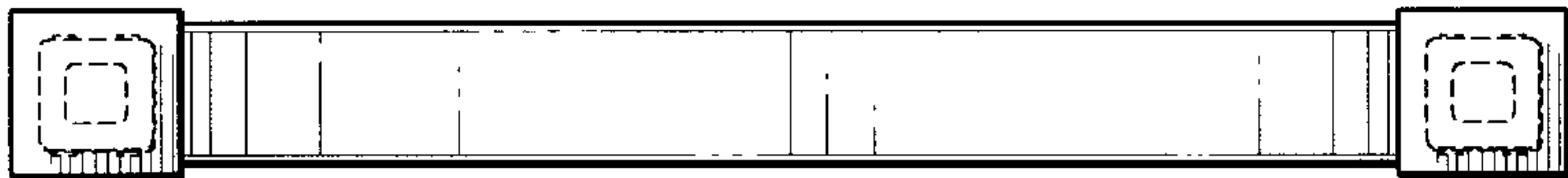


FIG. 5